

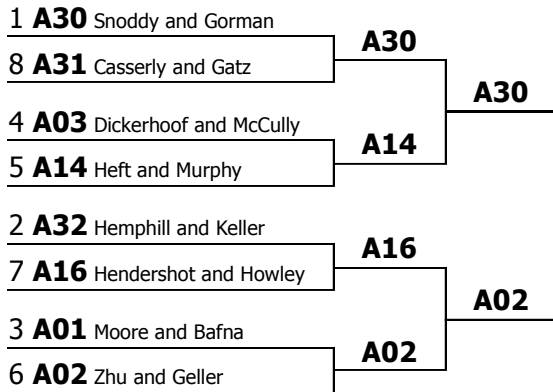
Sylvania Invitational Team sweepstakes

Team	2P	DI	DUO	HI	IMP	IX	LD	OI	OO	P/P	PF	SC	USX	Total	Place
Canfield	0	9	11	10	13	10	12.5	12	8	11	12.5	8	13	130	1
Jackson H.S.	12	12	7	4	11	12	10	6	7	10	7.5	6	15	119.5	2
Austintown-Fitch	0	11	15	6	12	5	12.5	14	5	13	5	6	11	115.5	3
Massillon Perry	9	8	10	9	6	3	7.5	7	11	14	7.5	11	7	110	4
Wooster	15	9	10	2	0	9	7.5	9	7	13	12.5	6	8	108	5
Wadsworth	0	9	7	13	0	5	10	10	11	12	10	8	7	102	6
Oakwood	9	11	5	6	11	3	7.5	13	9	7	10	0	9	100.5	7
Cardinal-Mooney	0	4	12	1	6	11	10	10	15	5	10	6	10	100	8
South Range	0	11	0	12	12	0	7.5	11	11	14	0	0	9	87.5	9
Solon	12	15	7	13	0	12	0	13	2	5	7.5	0	0	86.5	10
Gahanna Lincoln	0	2	0	11	0	0	10	10	11	5	10	11	13	83	11
Notre Dame Academy	0	8	11	8	13	0	10	7	12	4	7.5	0	0	80.5	12
Mason	0	0	0	0	7	12	12.5	0	12	0	12.5	8	13	77	13
North Canton Hoover	0	5	4	12	5	0	7.5	9	10	11	5	8	0	76.5	14
Wauseon	0	6	6	13	5	10	0	5	2	5	7.5	11	0	70.5	15
Canton McKinley	0	9	13	7	0	0	0	9	10	5	5	8	2	68	16
Beavercreek	0	15	0	0	0	12	10	1	6	4	10	9	0	67	17
Centerville	0	9	0	9	0	1	0	11	6	4	12.5	9	4	65.5	18
Sylvania Southview	0	5	8	5	8	0	10	8	1	0	10	9	0	64	19
Hawken School	12	0	0	0	8	0	15	0	0	2	15	9	1	62	20
GlenOak	0	10	1	7	0	6	0	0	10	1	10	12	3	60	21
Louisville	3	6	0	7	12	0	5	6	6	0	10	0	3	58	22
Maumee H.S.	0	0	0	3	7	4	12.5	0	6	3	5	0	11	51.5	23
Canton Central Catholic	0	0	13	13	2	0	0	7	9	7	0	0	0	51	24
Poland Seminary	0	1	0	14	0	0	5	9	0	1	7.5	9	0	46.5	25
Sylvania Northview	9	0	0	0	4	0	12.5	0	0	2	7.5	8	0	43	26
Carrollton	9	5	5	6	0	0	0	3	0	9	0	0	2	39	27

Liberty H.S.	0	5	0	4	6	0	0	6	0	4	10	3	0	38	28
Perrysburg	0	0	0	3	5	0	0	2	0	11	10	0	2	33	29
Middletown	0	3	0	4	0	0	0	3	0	7	5	0	8	30	30
Ursuline	0	8	0	4	0	0	0	0	8	0	0	9	0	29	31
University School	0	0	0	0	0	0	12.5	0	0	0	15	0	0	27.5	32
Bexley	12	0	0	0	6	0	7.5	0	0	0	0	0	0	25.5	33
Tusky Valley HS	0	0	0	11	0	0	0	0	4	7	0	1	0	23	34
Copley	0	1	0	0	0	0	10	0	0	0	0	0	8	19	35
St. John's Jesuit High School	0	0	0	0	0	0	7.5	0	0	0	7.5	4	0	19	35
Princeton	0	0	0	0	0	0	0	0	2	0	10	0	0	12	37
Highland	0	0	0	0	0	0	0	0	0	0	10	0	0	10	38
Maumee Valley Country Day	0	0	0	2	0	0	0	0	0	4	0	0	4	10	38
Napoleon	0	0	2	0	0	0	0	0	0	2	0	0	0	4	40
Marburn Academy	0	0	0	0	0	0	0	0	2	0	0	0	0	2	41

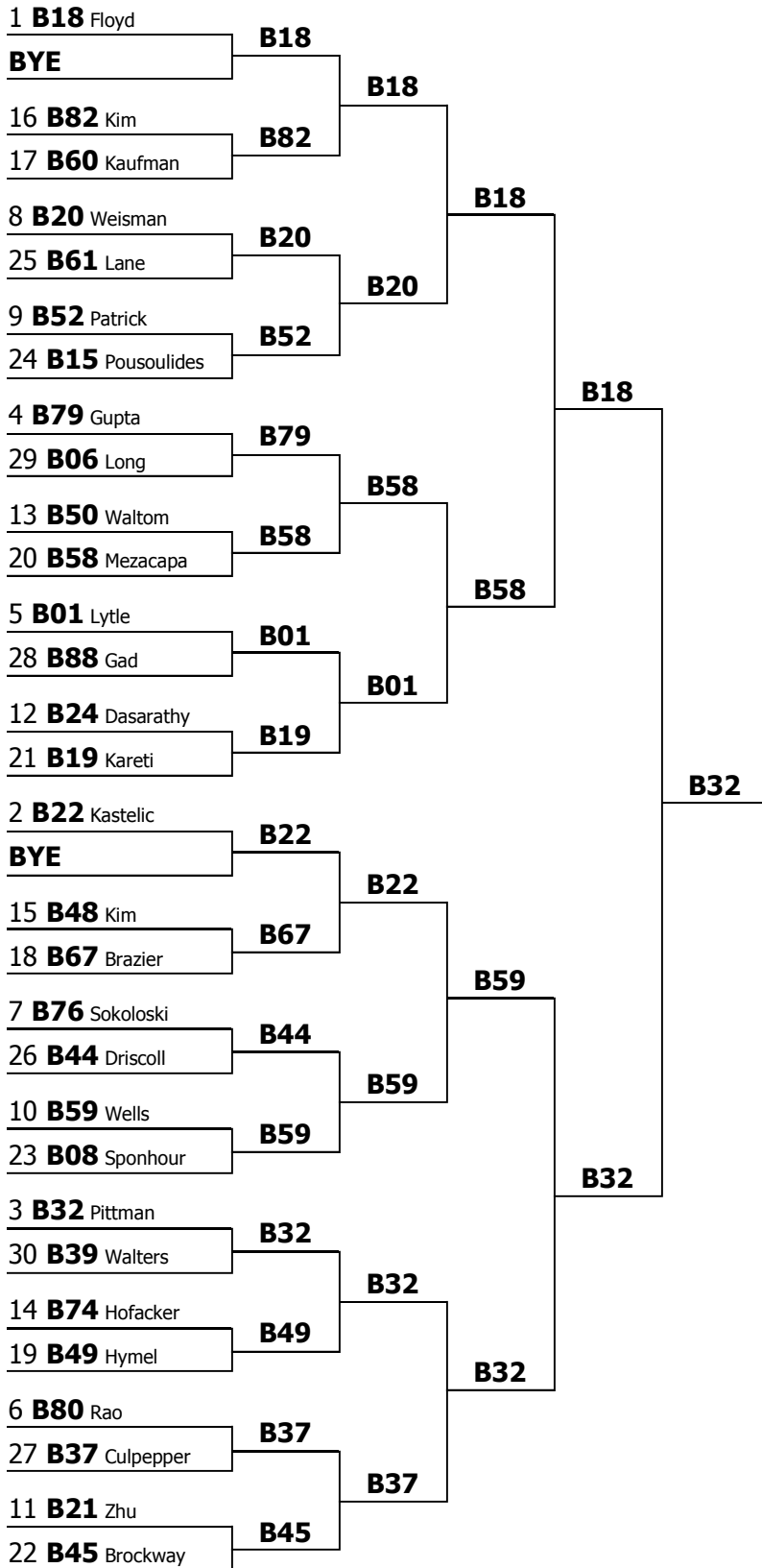
This tournament is being run using SpeechWire Tournament Services software - www.SpeechWire.com.
© 2004-2014 Ben Stewart - All Rights Reserved. SpeechWire version 4.19.005.

Sylvania Invitational
2-Person Policy Debate
Elimination round bracket

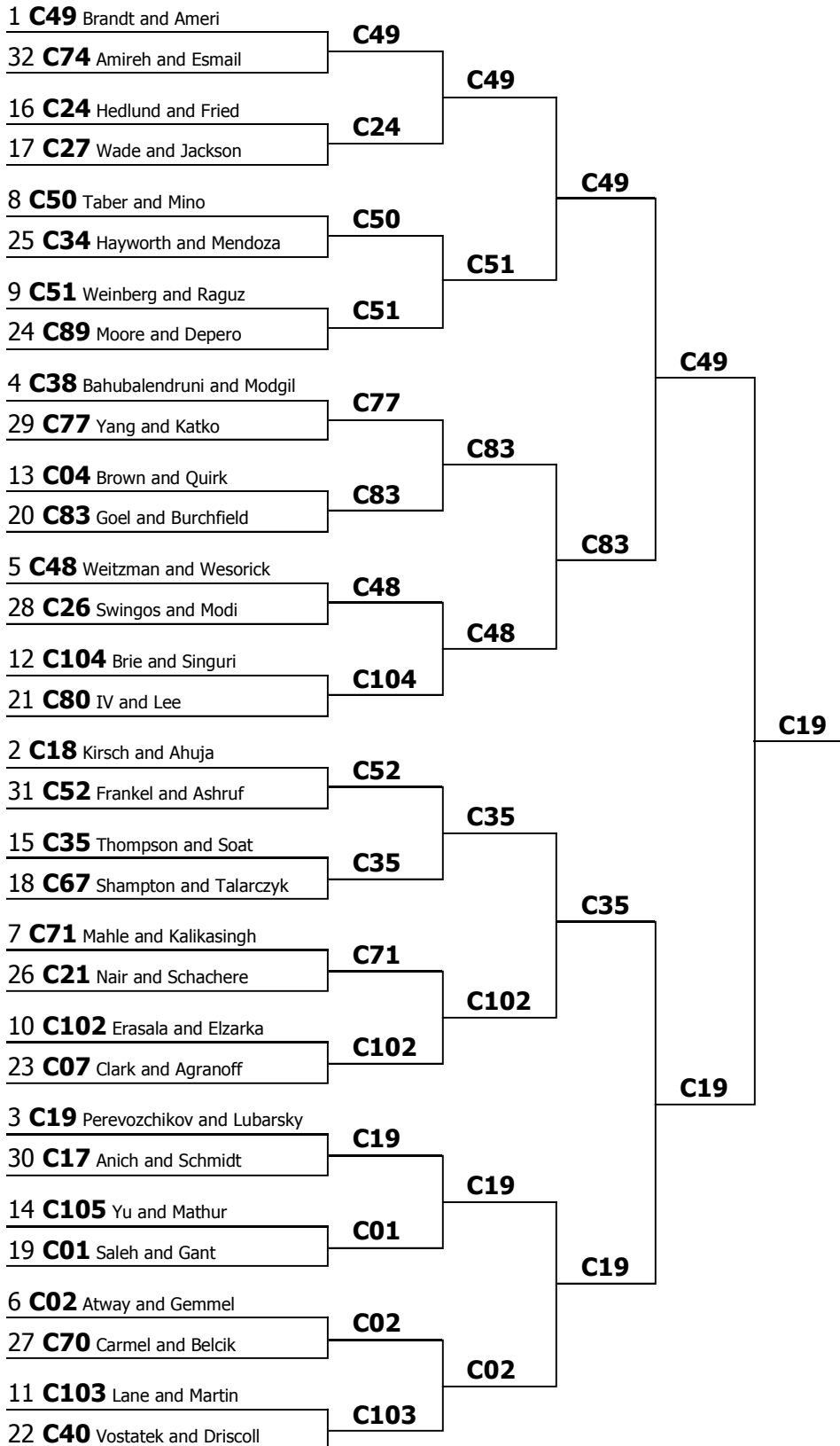


This tournament is being run using SpeechWire Tournament Services software - www.SpeechWire.com.
© 2004-2014 Ben Stewart - All Rights Reserved. SpeechWire version 4.19.005.

Sylvania Invitational Lincoln Douglas Debate Elimination round bracket



Sylvania Invitational Public Forum Debate Elimination round bracket



Sylvania Invitational
2-Person Policy Debate
Elimination round results

Quarterfinal round

1 A30 Ben Snoddy and Joseph Gorman def. 8 A31 Jared Casserly and Gaelan Gatz (Neg) **3-0**
5 A14 Peter Heft and Parker Murphy (AFF) def. 4 A03 Mark Dickerhoof and Jared McCully (Neg) **2-1**
7 A16 Alexis Hendershot and Shannon Howley (AFF) def. 2 A32 Brooke Hemphill and Liz Keller (Neg) **2-1**
6 A02 Marty Zhu and Noah Geller (Neg) def. 3 A01 Caroline Moore and Shivani Bafna **3-0**

Semifinal round

A30 Ben Snoddy and Joseph Gorman def. A14 Peter Heft and Parker Murphy (Neg) **3-0**
A02 Marty Zhu and Noah Geller (Neg) def. A16 Alexis Hendershot and Shannon Howley **3-0**

Final round

A02 Marty Zhu and Noah Geller (AFF) vs. A30 Ben Snoddy and Joseph Gorman (Neg) **0-0**

This tournament is being run using SpeechWire Tournament Services software - www.SpeechWire.com.
© 2004-2014 Ben Stewart - All Rights Reserved. SpeechWire version 4.19.005.

Sylvania Invitational Lincoln Douglas Debate Elimination round results

Double-Octafinal round

BYE1 B18 Aric Floyd

16 B82 Joon Kim (AFF) def. 17 B60 Gabe Kaufman (Neg) **1-0**

8 B20 Jack Weisman (AFF) def. 25 B61 Hayden Lane (Neg) **1-0**

9 B52 Erin Patrick (AFF) def. 24 B15 Stefanie Pousoulides (Neg) **1-0**

4 B79 Myra Gupta (Neg) def. 29 B06 Bobby Long (AFF) **1-0**

20 B58 Victor Mezacapa (Neg) def. 13 B50 Molly Waltom (AFF) **1-0**

5 B01 Sara Lytle (Neg) def. 28 B88 Ismael Gad (AFF) **1-0**

21 B19 Swetha Kareti (AFF) def. 12 B24 Dhweeja Dasarathy (Neg) **1-0**

BYE2 B22 Nicole Kastelic

18 B67 Daniel Brazier (Neg) def. 15 B48 Jenny Kim (AFF) **1-0**

26 B44 Daniel Driscoll (Neg) def. 7 B76 Elena Sokoloski (AFF) **1-0**

10 B59 Reese Wells (Neg) def. 23 B08 Stephen Sponhour (AFF) **1-0**

3 B32 Josh Pittman (AFF) def. 30 B39 Talia Walters (Neg) **1-0**

19 B49 Gabrielle Hymel (AFF) def. 14 B74 Brandon Hofacker (Neg) **1-0**

27 B37 Abby Culpepper (Neg) def. 6 B80 Geeta Rao (AFF) **1-0**

22 B45 Andrew Brockway (Neg) def. 11 B21 Matthew Zhu (AFF) **1-0**

Octafinal round

B18 Aric Floyd (Neg) def. B82 Joon Kim (AFF) **3-0**

B20 Jack Weisman (Neg) def. B52 Erin Patrick (AFF) **2-1**

B58 Victor Mezacapa (Neg) def. B79 Myra Gupta (AFF) **2-1**

B01 Sara Lytle (Neg) def. B19 Swetha Kareti (AFF) **3-0**

B22 Nicole Kastelic (Neg) def. B67 Daniel Brazier (AFF) **2-1**

B59 Reese Wells (Neg) def. B44 Daniel Driscoll (AFF) **3-0**

B32 Josh Pittman (Neg) def. B49 Gabrielle Hymel (AFF) **3-0**

B37 Abby Culpepper (Neg) def. B45 Andrew Brockway (AFF) **2-1**

Quarterfinal round

B18 Aric Floyd (AFF) def. B20 Jack Weisman (Neg) **3-0**

B58 Victor Mezacapa (Neg) def. B01 Sara Lytle (AFF) **2-1**

B59 Reese Wells (AFF) def. B22 Nicole Kastelic (Neg) **3-0**

B32 Josh Pittman (Neg) def. B37 Abby Culpepper (AFF) **3-0**

Semifinal round

B18 Aric Floyd (Neg) def. B58 Victor Mezacapa (AFF) **3-0**

B32 Josh Pittman (Neg) def. B59 Reese Wells (AFF) **2-1**

Final round

B32 Josh Pittman (Neg) def. B18 Aric Floyd (AFF) **3-2**

Champion: **B32 Josh Pittman**

Sylvania Invitational

Public Forum Debate

Elimination round results

Double-Octafinal round

1 C49 Aidan Brandt and Armin Ameri (Neg) def. 32 C74 Ahmad Amireh and Jihad Esmail (AFF) **1-0**
16 C24 Emily Hedlund and Olivia Fried (Neg) def. 17 C27 Anna Wade and Sierra Jackson (AFF) **1-0**
8 C50 Will Taber and John Mino (AFF) def. 25 C34 Thomas Hayworth and Mark Mendoza (Neg) **1-0**
9 C51 Carter Weinberg and Chris Raguz (Neg) def. 24 C89 Ryan Moore and Matthew Depero (AFF) **1-0**
29 C77 Henry Yang and Alex Katko (AFF) def. 4 C38 Surya Bahubalendruni and Puneet Modgil (Neg) **1-0**
20 C83 Shaleen Goel and Michael Burchfield (Neg) def. 13 C04 Will Brown and Billy Quirk (AFF) **1-0**
5 C48 Sam Weitzman and Ben Wesorick (AFF) def. 28 C26 James Swingos and Devesh Modi (Neg) **1-0**
12 C104 Chris Brie and Srinidhi Singuri (Neg) def. 21 C80 Malcolm Guy IV and Megan Lee (AFF) **1-0**
31 C52 Will Frankel and Omer Ashruf (Neg) def. 2 C18 Zach Kirsch and Sid Ahuja (AFF) **1-0**
15 C35 Andrew Thompson and Darin Soat (Neg) def. 18 C67 Michelle Shampton and Ryan Talarczyk (AFF) **1-0**
7 C71 Han Mahle and Kenny Kalikasingh (AFF) def. 26 C21 Aman Nair and Max Schachere (Neg) **1-0**
10 C102 Vineet Erasala and Mohamed Elzarka (Neg) def. 23 C07 Kyle Clark and Max Agranoff (AFF) **1-0**
3 C19 Tim Perevozchikov and Ron Lubarsky (AFF) def. 30 C17 Maddie Anich and Elizabeth Schmidt (Neg) **1-0**
19 C01 Maleck Saleh and Stephen Gant (Neg) def. 14 C105 Ann Yu and Arjun Mathur (AFF) **1-0**
6 C02 Rayann Atway and Julie Gemmel (AFF) def. 27 C70 Patrick Carmel and Eric Belcik (Neg) **1-0**
11 C103 Jaina Lane and Becca Martin (Neg) def. 22 C40 Vince Vostatek and Caroline Driscoll (AFF) **1-0**

Octafinal round

C49 Aidan Brandt and Armin Ameri (Neg) def. C24 Emily Hedlund and Olivia Fried (AFF) **3-0**
C51 Carter Weinberg and Chris Raguz (AFF) def. C50 Will Taber and John Mino (Neg) **2-1**
C83 Shaleen Goel and Michael Burchfield (Neg) def. C77 Henry Yang and Alex Katko (AFF) **2-1**
C48 Sam Weitzman and Ben Wesorick (AFF) def. C104 Chris Brie and Srinidhi Singuri (Neg) **3-0**
C35 Andrew Thompson and Darin Soat (AFF) def. C52 Will Frankel and Omer Ashruf (Neg) **2-1**
C102 Vineet Erasala and Mohamed Elzarka (Neg) def. C71 Han Mahle and Kenny Kalikasingh (AFF) **3-0**
C19 Tim Perevozchikov and Ron Lubarsky (AFF) def. C01 Maleck Saleh and Stephen Gant (Neg) **3-0**
C02 Rayann Atway and Julie Gemmel (AFF) def. C103 Jaina Lane and Becca Martin (Neg) **2-1**

Quarterfinal round

C49 Aidan Brandt and Armin Ameri (Neg) def. C51 Carter Weinberg and Chris Raguz (AFF) **3-0**
C83 Shaleen Goel and Michael Burchfield (AFF) def. C48 Sam Weitzman and Ben Wesorick (Neg) **2-1**
C35 Andrew Thompson and Darin Soat (AFF) def. C102 Vineet Erasala and Mohamed Elzarka (Neg) **3-0**
C19 Tim Perevozchikov and Ron Lubarsky (AFF) def. C02 Rayann Atway and Julie Gemmel (Neg) **3-0**

Semifinal round

C49 Aidan Brandt and Armin Ameri (Neg) def. C83 Shaleen Goel and Michael Burchfield (AFF) **2-1**
C19 Tim Perevozchikov and Ron Lubarsky (AFF) def. C35 Andrew Thompson and Darin Soat (Neg) **3-0**

Final round

C19 Tim Perevozchikov and Ron Lubarsky (AFF) def. C49 Aidan Brandt and Armin Ameri (Neg) **5-0**

Champion: **C19 Tim Perevozchikov and Ron Lubarsky**

Sylvania Invitational
2-Person Policy Debate
 Competitors in order

Competitor	Record	Drop H/L	Opp. Wins	Drop 2 H/L	Points	J Var	Ranks	Random	Results
A30 (Wooster) Ben Snoddy and Joseph Gorman	5-0	169.00	12.00	56.50	279.00	0.89	17.00	13877	1st
A32 (Wooster) Brooke Hemphill and Liz Keller	4-1	169.00	12.00	56.50	280.00	1.12	20.00	58460	2nd
A01 (Solon) Caroline Moore and Shivani Bafna	4-1	166.50	11.00	55.50	274.50	0.98	19.00	26053	3rd
A03 (Jackson H.S.) Mark Dickerhoof and Jared McCully	4-1	166.00	10.00	55.00	275.00	0.80	20.00	64960	4th
A14 (Bexley) Peter Heft and Parker Murphy	4-1	165.50	16.00	55.00	276.00	0.64	20.00	91548	5th
A02 (Hawken School) Marty Zhu and Noah Geller	4-1	163.50	16.00	55.00	273.00	0.46	19.00	32110	6th
A16 (Massillon Perry) Alexis Hendershot and Shannon Howley	3-2	164.50	15.00	54.50	275.00	0.59	23.00	98937	7th
A31 (Wooster) Jared Casserly and Gaelan Gatz	3-2	164.50	11.00	54.00	274.50	0.33	22.00	68645	8th
A15 (Massillon Perry) Jenna Shinsky and Christian Lisik	3-2	163.50	16.00	55.00	273.50	0.47	24.00	95511	9th
A19 (Oakwood) Kate Gordon and Paul O'Neil	3-2	162.50	15.00	54.50	270.00	0.21	22.00	65089	10th
A13 (Carrollton) AUTUMN BEAMER and JENNA GLASURE	3-2	162.00	11.00	54.00	267.50	0.54	20.00	87618	11th
A24 (Sylvania Northview) Ivan Stoychev and Zach Rioux	3-2	161.50	13.00	53.50	266.50	0.39	23.00	37496	12th
A04 (Jackson H.S.) Jake Zalenski and Drew Burton	3-2	158.00	7.00	53.00	261.00	-0.40	24.00	29419	13th
A07 (Hawken School) Derrick Liu and Noah Charnas	2-3	161.50	12.00	54.00	270.50	-0.08	22.00	10246	14th
A25 (Sylvania Northview) David Mortland and Andrew Bennett	2-3	157.50	16.00	52.50	262.50	-0.04	30.00	62214	15th
A22 (Oakwood) Lauren Pepper and Grady Fultz	2-3	157.50	15.00	52.00	263.00	-0.15	31.00	80583	16th
A21 (Oakwood) Haley Williams and Mackenzie Reed	2-3	156.50	10.00	52.50	261.00	-0.51	26.00	57600	17th
A08 (Hawken School) Hannah Friedman and Izzy Cohen	2-3	155.50	11.00	51.50	259.50	-0.09	26.00	6437	18th
A11 (Jackson H.S.) Andrew Glantz and George Scott	2-3	149.00	13.00	50.00	249.50	-0.46	28.00	82671	19th
A05 (Jackson H.S.) Alan Ai and Teddy Marszalkowski	2-3	147.50	9.00	48.50	248.50	-0.70	26.00	81170	20th

Sylvania Invitational
2-Person Policy Debate
 Competitors in order

Competitor	Record	Drop H/L	Opp. Wins	Drop 2 H/L	Points	J Var	Ranks	Random	Results
A06 (Oakwood) Emily Gallion and Bailey Gallion	2-3	146.00	11.00	49.00	243.00	-0.90	29.00	86546	21st
A17 (Massillon Perry) Jaret Hughes and Rebekah Schueller	1-4	157.00	16.00	52.00	264.50	-0.06	29.00	35603	22nd
A33 (Wooster) Lee Morris and John Li	1-4	154.00	13.00	50.00	257.50	-0.83	31.00	82505	23rd
A10 (Louisville) Andy Hall and Tyler Arbogast	1-4	150.50	7.00	51.00	250.00	-0.86	30.00	4832	24th
A28 (Sylvania Northview) Max Rioux and Parker Cellura	0-5	149.00	14.00	50.00	248.00	-1.13	34.00	11832	25th
A09 (Hawken School) Kevin Yu and Daysha Randelson	0-5	145.00	13.00	47.00	240.50	-1.19	35.00	68486	26th

This tournament is being run using SpeechWire Tournament Services software - www.SpeechWire.com.
 © 2004-2014 Ben Stewart - All Rights Reserved. SpeechWire version 4.19.005.

Sylvania Invitational
Lincoln Douglas Debate
 Competitors in order

Competitor	Record	Drop H/L	Opp. Wins	Drop 2 H/L	Points	J Var	Ranks	Random	Results
B18 (Hawken School) Aric Floyd	6-0	113.00	22.00	56.00	170.00	1.17	0.00	60594	1st
B22 (Hawken School) Nicole Kastelic	6-0	113.00	21.00	56.00	169.00	0.84	0.00	83300	2nd
B32 (Austintown-Fitch) Josh Pittman	5-1	114.00	27.00	57.00	168.00	1.12	0.00	25140	3rd
B79 (Mason) Myra Gupta	5-1	112.00	17.00	56.00	162.00	0.94	0.00	46937	4th
B01 (Canfield) Sara Lytle	5-1	111.00	23.00	56.00	166.00	0.96	0.00	78450	5th
B80 (Sylvania Northview) Geeta Rao	5-1	111.00	21.00	56.00	165.00	1.04	0.00	31916	6th
B76 (Maumee H.S.) Elena Sokoloski	5-1	111.00	20.00	56.00	165.00	0.69	0.00	30376	7th
B20 (Hawken School) Jack Weisman	5-1	111.00	19.00	56.00	165.00	1.20	0.00	3576	8th
B52 (Mason) Erin Patrick	5-1	110.00	22.00	55.00	166.00	0.87	0.00	95389	9th
B59 (University School) Reese Wells	5-1	110.00	17.00	55.00	160.00	0.96	0.00	22007	10th
B21 (Hawken School) Matthew Zhu	5-1	108.00	23.00	56.00	159.00	0.76	0.00	24880	11th
B24 (Hawken School) Dhweeja Dasarathy	5-1	105.00	22.00	54.00	157.00	0.49	0.00	43538	12th
B50 (Notre Dame Academy) Molly Waltom	4-2	111.00	19.00	56.00	166.00	0.69	0.00	60422	13th
B74 (Copley) Brandon Hofacker	4-2	110.00	21.00	55.00	164.00	0.38	0.00	59709	14th
B48 (Notre Dame Academy) Jenny Kim	4-2	109.00	21.00	54.00	161.00	0.87	0.00	32483	15th
B82 (Sylvania Northview) Joon Kim	4-2	109.00	20.00	55.00	161.00	0.71	0.00	56175	16th
B60 (University School) Gabe Kaufman	4-2	109.00	19.00	54.00	163.00	0.81	0.00	58362	17th
B67 (Wadsworth) Daniel Brazier	4-2	108.00	23.00	54.00	162.00	0.64	0.00	43392	18th
B49 (Notre Dame Academy) Gabrielle Hymel	4-2	108.00	20.00	54.00	162.00	0.66	0.00	44536	19th
B58 (University School) Victor Mezacapa	4-2	108.00	15.00	54.00	163.00	1.15	0.00	70735	20th

**Sylvania Invitational
Lincoln Douglas Debate
Competitors in order**

Competitor	Record	Drop H/L	Opp. Wins	Drop 2 H/L	Points	J Var	Ranks	Random	Results
B19 (Hawken School) Swetha Kareti	4-2	107.00	21.00	54.00	160.00	0.93	0.00	88144	21st
B45 (Cardinal-Mooney) Andrew Brockway	4-2	106.00	20.00	53.00	159.00	0.44	0.00	69027	22nd
B08 (Gahanna Lincoln) Stephen Sponhour	4-2	106.00	18.00	53.00	159.00	0.70	0.00	53812	23rd
B15 (Jackson H.S.) Stefanie Pousoulides	4-2	104.00	22.00	52.00	155.00	0.47	0.00	9081	24th
B61 (University School) Hayden Lane	4-2	104.00	16.00	54.00	152.00	0.04	0.00	76445	25th
B44 (Cardinal-Mooney) Daniel Driscoll	4-2	103.00	23.00	52.00	150.00	0.70	0.00	59453	26th
B37 (Beavercreek) Abby Culpepper	4-2	103.00	18.00	51.00	157.00	0.24	0.00	91710	27th
B88 (Sylvania Southview) Ismael Gad	4-2	102.00	22.00	50.00	155.00	0.04	0.00	51735	28th
B06 (Canfield) Bobby Long	4-2	101.00	20.00	51.00	151.00	-0.40	0.00	71505	29th
B39 (Beavercreek) Talia Walters	4-2	98.00	13.00	49.00	146.00	-0.69	0.00	44849	30th
B85 (Wooster) Peter Gooch	3-3	108.00	21.00	54.00	156.00	0.12	0.00	85339	31st
B42 (Sylvania Southview) Josh Brody	3-3	107.00	22.00	54.00	160.00	0.03	0.00	76892	32nd
B31 (Mason) Divya Vinod	3-3	107.00	20.00	53.00	159.00	0.36	0.00	96991	33rd
B53 (Bexley) Max Maher	3-3	107.00	20.00	53.00	157.00	0.44	0.00	25991	34th
B69 (St. John's Jesuit High School) Raymond Antypas	3-3	107.00	16.00	53.00	157.00	0.42	0.00	94255	35th
B94 (Wadsworth) Allison Hose	3-3	106.00	18.00	53.00	158.00	-0.01	0.00	86385	36th
B63 (University School) Andrew Gilmore	3-3	104.00	22.00	52.00	155.00	0.01	0.00	54683	37th
B04 (Canfield) Lindsay Heldreth	3-3	104.00	22.00	52.00	152.00	0.46	0.00	86682	38th
B41 (Sylvania Southview) Edith Lui	3-3	104.00	21.00	53.00	154.00	-0.15	0.00	78174	39th
B72 (Oakwood) Ally Ross	3-3	104.00	18.00	52.00	154.00	0.25	0.00	7193	40th

**Sylvania Invitational
Lincoln Douglas Debate
Competitors in order**

Competitor	Record	Drop H/L	Opp. Wins	Drop 2 H/L	Points	J Var	Ranks	Random	Results
B62 (University School) Chandler Koon	3-3	104.00	17.00	52.00	155.00	0.52	0.00	44549	41st
B86 (Wooster) Shiyuan Wang	3-3	104.00	17.00	52.00	153.00	0.17	0.00	57469	42nd
B66 (Massillon Perry) Sara Fuetter	3-3	103.00	20.00	51.00	154.00	-0.04	0.00	36718	43rd
B30 (Mason) Emmanuel Setegn	3-3	103.00	15.00	51.00	152.00	-0.29	0.00	16921	44th
B55 (Bexley) Brennan Steele	3-3	103.00	14.00	51.00	156.00	0.09	0.00	24306	45th
B05 (Canfield) Max Lee	3-3	102.00	18.00	52.00	152.00	0.09	0.00	41705	46th
B03 (Canfield) Erik Svensson	3-3	102.00	18.00	50.00	153.00	-0.18	0.00	41815	47th
B11 (South Range) Michael Kuhns	3-3	102.00	16.00	50.00	146.00	-0.30	0.00	72045	48th
B29 (North Canton Hoover) Angela Myers	3-3	101.00	19.00	51.00	151.00	0.05	0.00	81798	49th
B09 (Gahanna Lincoln) Nick Pagliaro	3-3	101.00	17.00	50.00	151.00	-0.26	0.00	17073	50th
B02 (Canfield) Alyssa Kerensky	3-3	101.00	14.00	50.00	150.00	-0.17	0.00	1298	51st
B51 (Notre Dame Academy) Anjali Fernades	3-3	99.00	20.00	50.00	148.00	-0.49	0.00	46145	52nd
B93 (Wadsworth) Stephanie Herron	3-3	98.00	20.00	49.00	139.00	-0.54	0.00	55156	53rd
B70 (St. John's Jesuit High School) Ammar Abidi	3-3	94.00	17.00	48.00	142.00	-0.55	0.00	23683	54th
B16 (Jackson H.S.) Ally Henderson	3-3	94.00	14.00	47.00	142.00	-0.51	0.00	92965	55th
B83 (Sylvania Northview) Owen Cappellini	2-4	106.00	17.00	53.00	157.00	0.06	0.00	51205	56th
B43 (Cardinal-Mooney) Caroline Smith	2-4	103.00	19.00	52.00	154.00	0.05	0.00	71950	57th
B46 (Cardinal-Mooney) Chase Brooks	2-4	102.00	18.00	51.00	152.00	-0.24	0.00	97220	58th
B54 (Bexley) Patrick Murtha	2-4	101.00	19.00	51.00	151.00	-0.26	0.00	22030	59th
B25 (Sylvania Southview) Billy Jiang	2-4	101.00	16.00	51.00	151.00	-0.33	0.00	70411	60th

Sylvania Invitational
Lincoln Douglas Debate
 Competitors in order

Competitor	Record	Drop H/L	Opp. Wins	Drop 2 H/L	Points	J Var	Ranks	Random	Results
B73 (Oakwood) Sam Schrimsher	2-4	101.00	15.00	51.00	151.00	0.13	0.00	26365	61st
B40 (Beavercreek) Bharath Ramini	2-4	101.00	15.00	50.00	151.00	-0.27	0.00	29781	62nd
B23 (Hawken School) Omar Khan	2-4	101.00	14.00	50.00	150.00	-0.80	0.00	21543	63rd
B33 (Austintown-Fitch) Giavanna Lagamba	2-4	100.00	18.00	50.00	149.00	-0.26	0.00	37025	64th
B26 (Louisville) Miranda Ross	2-4	100.00	16.00	50.00	149.00	-0.36	0.00	57576	65th
B68 (St. John's Jesuit High School) Mario Markho	2-4	100.00	14.00	50.00	150.00	0.10	0.00	49478	66th
B35 (Jackson H.S.) Corinne Albrecht	2-4	99.00	18.00	49.00	147.00	-0.78	0.00	12835	67th
B28 (North Canton Hoover) Marco Tarantino	2-4	98.00	13.00	48.00	150.00	-0.69	0.00	37341	68th
B07 (Gahanna Lincoln) Sibi Sengottuvel	2-4	97.00	21.00	49.00	147.00	-0.17	0.00	71931	69th
B64 (University School) James Bishop	2-4	97.00	17.00	49.00	145.00	-0.58	0.00	80819	70th
B75 (Copley) Pranav Muthigi	2-4	97.00	13.00	48.00	147.00	-0.32	0.00	12632	71st
B56 (Bexley) Sam Trabitz	2-4	96.00	18.00	48.00	145.00	-0.76	0.00	51606	72nd
B38 (Beavercreek) Jake Lucas	2-4	96.00	15.00	48.00	143.00	-0.42	0.00	61508	73rd
B13 (Poland Seminary) Nadine Jones	2-4	93.00	17.00	46.00	138.00	-0.91	0.00	40739	74th
B36 (Beavercreek) Rose Tyler	2-4	93.00	15.00	46.00	139.00	-0.52	0.00	50620	75th
B77 (Maumee H.S.) Ally Hinsey	2-4	92.00	15.00	46.00	138.00	-0.85	0.00	7311	76th
B17 (Jackson H.S.) Abby Henry	1-5	96.00	15.00	47.00	144.00	-0.72	0.00	71946	77th
B84 (Sylvania Northview) Hrshikesh Saraiya	1-5	94.00	19.00	48.00	142.00	-0.86	0.00	33039	78th
B27 (Louisville) Anthony Ross	1-5	94.00	13.00	47.00	140.00	-1.31	0.00	19044	79th
B95 (Sylvania Southview) Alan Fong	1-5	93.00	12.00	47.00	139.00	-1.09	0.00	67175	80th

**Sylvania Invitational
Lincoln Douglas Debate
Competitors in order**

Competitor	Record	Drop H/L	Opp. Wins	Drop 2 H/L	Points	J Var	Ranks	Random	Results
B47 (Cardinal-Mooney) Andrew Hubert	1-5	92.00	16.00	47.00	137.00	-0.99	0.00	21590	81st
B34 (Gahanna Lincoln) Nichole Kirk	1-5	90.00	18.00	45.00	139.00	-1.02	0.00	94076	82nd
B10 (Sylvania Southview) Vincent Lucarelli	1-5	90.00	12.00	46.00	134.00	-0.73	0.00	10786	83rd
B12 (South Range) Jonathan Meals	0-6	90.00	13.00	45.00	135.00	-1.22	0.00	77400	84th
B90 (Perrysburg) Yaseem Cheema	0-6	90.00	12.00	44.00	136.00	-1.47	0.00	77825	85th
B78 (Maumee H.S.) Corrina Wolfe	0-6	86.00	14.00	43.00	131.00	-1.36	0.00	92626	86th

This tournament is being run using SpeechWire Tournament Services software - www.SpeechWire.com.
© 2004-2014 Ben Stewart - All Rights Reserved. SpeechWire version 4.19.005.

Sylvania Invitational
Public Forum Debate
 Competitors in order

Competitor	Record	Drop H/L	Opp. Wins	Drop 2 H/L	Points	J Var	Ranks	Random	Results
C49 (University School) Aidan Brandt and Armin Ameri	6-0	114.00	21.00	57.00	170.00	1.16	0.00	8370	1st
C18 (Hawken School) Zach Kirsch and Sid Ahuja	6-0	111.00	24.00	56.00	167.00	1.57	0.00	10796	2nd
C19 (Hawken School) Tim Perevozchikov and Ron Lubarsky	5-1	114.00	23.00	57.00	172.00	1.34	0.00	18132	3rd
C38 (Centerville) Surya Bahubalendruni and Puneet Modgil	5-1	114.00	23.00	57.00	171.00	1.39	0.00	57080	4th
C48 (University School) Sam Weitzman and Ben Wesorick	5-1	114.00	22.00	57.00	172.00	1.06	0.00	41194	5th
C02 (Canfield) Rayann Atway and Julie Gemmel	5-1	114.00	22.00	57.00	171.00	1.14	0.00	49452	6th
C71 (Wooster) Han Mahle and Kenny Kalikasingh	5-1	114.00	17.00	57.00	171.00	1.02	0.00	46299	7th
C50 (University School) Will Taber and John Mino	5-1	111.00	20.00	56.00	166.00	0.83	0.00	70503	8th
C51 (University School) Carter Weinberg and Chris Raguz	5-1	111.00	18.00	55.00	166.00	0.86	0.00	62360	9th
C102 (Mason) Vineet Erasala and Mohamed Elzarka	5-1	110.50	23.00	55.50	166.50	0.68	0.00	8194	10th
C103 (Mason) Jaina Lane and Becca Martin	5-1	110.00	20.00	56.00	165.00	0.74	0.00	3688	11th
C104 (Mason) Chris Brie and Srinidhi Singuri	5-1	109.00	22.00	54.00	165.00	0.84	0.00	25978	12th
C04 (Canfield) Will Brown and Billy Quirk	4-2	114.00	23.00	57.00	168.00	0.53	0.00	14070	13th
C105 (Mason) Ann Yu and Arjun Mathur	4-2	113.00	16.00	57.00	168.00	0.84	0.00	72159	14th
C35 (Beavercreek) Andrew Thompson and Darin Soat	4-2	112.00	20.00	56.00	168.00	1.26	0.00	79617	15th
C24 (Hawken School) Emily Hedlund and Olivia Fried	4-2	112.00	18.00	56.00	167.00	0.66	0.00	6085	16th
C27 (Louisville) Anna Wade and Sierra Jackson	4-2	111.00	23.00	55.00	167.00	0.54	0.00	53028	17th
C67 (Oakwood) Michelle Shampton and Ryan Talarczyk	4-2	111.00	22.00	55.00	168.00	0.84	0.00	48503	18th
C01 (Canfield) Maleck Saleh and Stephen Gant	4-2	111.00	21.00	56.00	166.00	0.89	0.00	19237	19th
C83 (Sylvania Southview) Shaleen Goel and Michael Burchfield	4-2	111.00	20.00	56.00	165.00	0.41	0.00	95281	20th

Sylvania Invitational
Public Forum Debate
 Competitors in order

Competitor	Record	Drop H/L	Opp. Wins	Drop 2 H/L	Points	J Var	Ranks	Random	Results
C80 (GlenOak) Malcolm Guy IV and Megan Lee	4-2	111.00	19.00	56.00	167.00	0.60	0.00	96362	21st
C40 (Cardinal-Mooney) Vince Vostatek and Caroline Driscoll	4-2	111.00	18.00	56.00	167.00	1.07	0.00	22894	22nd
C07 (Gahanna Lincoln) Kyle Clark and Max Agranoff	4-2	111.00	17.00	56.00	164.00	0.49	0.00	90850	23rd
C89 (Wadsworth) Ryan Moore and Matthew Depero	4-2	111.00	17.00	55.00	165.00	0.73	0.00	27054	24th
C34 (Princeton) Thomas Hayworth and Mark Mendoza	4-2	110.00	22.00	56.00	164.00	0.64	0.00	87523	25th
C21 (Hawken School) Aman Nair and Max Schachere	4-2	110.00	22.00	56.00	164.00	0.54	0.00	34800	26th
C70 (Wooster) Patrick Carmel and Eric Belcik	4-2	110.00	19.00	56.00	165.00	0.59	0.00	39639	27th
C26 (Hawken School) James Swingos and Devesh Modi	4-2	108.00	21.00	54.00	162.00	0.31	0.00	37142	28th
C77 (Perrysburg) Henry Yang and Alex Katko	4-2	108.00	20.00	54.00	161.00	0.40	0.00	54558	29th
C17 (Highland) Maddie Anich and Elizabeth Schmidt	4-2	108.00	20.00	53.00	163.00	0.19	0.00	98541	30th
C52 (University School) Will Frankel and Omer Ashruf	4-2	108.00	17.00	54.00	162.00	0.76	0.00	7148	31st
C74 (Liberty H.S.) Ahmad Amireh and Jihad Esmail	4-2	106.00	20.00	53.00	157.00	0.04	0.00	16873	32nd
C98 (Mason) Dominick Peraino and Sean Reid	4-2	106.00	17.00	53.00	159.00	0.06	0.00	92836	33rd
C23 (Sylvania Southview) Sevil Clifford and Mohamed Meziane-Tani	4-2	104.00	15.00	52.00	156.00	-0.08	0.00	25737	34th
C86 (Centerville) Anthony Fasano and austin Edsall	3-3	111.00	21.00	56.00	164.00	0.26	0.00	8793	35th
C54 (Massillon Perry) Alexis Frantum and Megan Gallagher	3-3	111.00	15.00	56.00	163.00	0.46	0.00	5476	36th
C39 (Cardinal-Mooney) Sheila Christopher and Lily Appugliese	3-3	110.00	23.00	55.00	163.00	0.67	0.00	98478	37th
C42 (Cardinal-Mooney) James Haddad and Alex Ugolini	3-3	109.00	20.00	55.00	162.00	0.32	0.00	86578	38th
C82 (GlenOak) Kyla Simon and Nicholas Golina	3-3	109.00	20.00	54.00	161.00	0.01	0.00	2480	39th
C78 (Perrysburg) Alex Leong and Andrew Atkins	3-3	109.00	18.00	55.00	161.00	0.31	0.00	74682	40th

Sylvania Invitational
Public Forum Debate
 Competitors in order

Competitor	Record	Drop H/L	Opp. Wins	Drop 2 H/L	Points	J Var	Ranks	Random	Results
C44 (Notre Dame Academy) Stephanie Lancz and Calla Gilson	3-3	108.00	22.00	54.00	163.00	0.30	0.00	27508	41st
C09 (Poland Seminary) Colin Rody and Kristen Thompson	3-3	107.00	21.00	54.00	160.00	0.36	0.00	73297	42nd
C13 (Solon) Ian Chan and Lauren Finkenthal	3-3	107.00	20.00	53.00	160.00	0.33	0.00	53744	43rd
C73 (Wooster) Nick Kardulias and Alexander Thompson	3-3	107.00	18.00	53.00	162.00	-0.11	0.00	55813	44th
C85 (Centerville) Sayeed Siddiqi and amir soleimenpour	3-3	106.00	21.00	53.00	159.00	0.16	0.00	26398	45th
C03 (Canfield) Kevin Min and Kareem Soliman	3-3	106.00	21.00	53.00	157.00	0.24	0.00	53536	46th
C79 (Perrysburg) Huan Liang and Alex Miller	3-3	106.00	18.00	53.00	157.00	-0.32	0.00	80446	47th
C66 (Oakwood) David Sills and Anna Kegelmeyer	3-3	106.00	17.00	53.00	158.00	-0.35	0.00	50919	48th
C55 (Massillon Perry) Destany Knutty and Kelly Dremann	3-3	106.00	9.00	54.00	157.00	-0.20	0.00	78968	49th
C92 (Sylvania Southview) Samantha Huhn and Alex Estrel	3-3	105.00	18.00	53.00	158.00	0.28	0.00	68266	50th
C59 (St. John's Jesuit High School) Ben Padanilam and Kent Chavonec	3-3	105.00	18.00	53.00	156.00	-0.10	0.00	89802	51st
C76 (Liberty H.S.) Allison Beckinger and Michael Nautle	3-3	105.00	18.00	52.00	158.00	0.00	0.00	51636	52nd
C08 (Gahanna Lincoln) Skye Booth and Jassy Da Silva	3-3	105.00	16.00	53.00	157.00	0.03	0.00	97956	53rd
C14 (Jackson H.S.) Matthew Cope and Eric Rachita	3-3	105.00	15.00	52.00	157.00	-0.17	0.00	41765	54th
C05 (Canfield) Sam Ranttila and Jordan Evans-Kaplan	3-3	104.00	19.00	52.00	157.00	0.00	0.00	65930	55th
C69 (Sylvania Northview) Nazihah Bhati and David Henry	3-3	104.00	16.00	52.00	156.00	-0.38	0.00	63989	56th
C90 (Wadsworth) Brooke Leonard and Madelyn Mann	3-3	104.00	13.00	52.00	156.00	0.26	0.00	47696	57th
C84 (Massillon Perry) Maguire Tausch and Nick Thompson	3-3	103.00	18.00	51.00	154.00	-0.21	0.00	34551	58th
C22 (Hawken School) Ammar Lone and Ozan Ergungor	3-3	102.00	18.00	52.00	153.00	-0.39	0.00	74847	59th
C20 (Hawken School) Ozan Aktay and Eric Giesler	3-3	101.00	20.00	50.00	152.00	-0.68	0.00	32177	60th

Sylvania Invitational
Public Forum Debate
 Competitors in order

Competitor	Record	Drop H/L	Opp. Wins	Drop 2 H/L	Points	J Var	Ranks	Random	Results
C72 (Wooster) Marguerite Shaya and Ella Hayward-Lara	3-3	101.00	15.00	50.00	154.00	-0.23	0.00	83265	61st
C47 (Wauseon) Justin Mourguet and Derrick Kamp	3-3	100.00	16.00	50.00	150.00	-0.22	0.00	64254	62nd
C30 (Austintown-Fitch) Jason Long and Lauren Good	2-4	108.00	15.00	54.00	159.00	0.26	0.00	11876	63rd
C06 (Canfield) Jad Saleh and Jacob Tomory	2-4	106.00	18.00	53.00	157.00	-0.17	0.00	94846	64th
C25 (Hawken School) Kareem Danan and Josef Horwath	2-4	104.00	20.00	53.00	156.00	-0.32	0.00	58169	65th
C97 (Notre Dame Academy) Diypriye Ngo and Alice Koeninger	2-4	104.00	20.00	52.00	155.00	-0.66	0.00	87920	66th
C11 (Poland Seminary) Noah Lee and Justin Termanti	2-4	104.00	13.00	51.00	157.00	-0.68	0.00	31318	67th
C91 (Sylvania Southview) Francis Mok and Julian Liber	2-4	103.00	23.00	52.00	157.00	-0.36	0.00	26336	68th
C15 (Jackson H.S.) Isaac Allison and Jillian Eckroate	2-4	103.00	21.00	52.00	153.00	-0.60	0.00	55746	69th
C57 (Massillon Perry) Annelesia Brand and Curstynn Marks	2-4	103.00	19.00	52.00	155.00	-0.76	0.00	57002	70th
C29 (North Canton Hoover) Noah Sutter and Tommy Stopak	2-4	103.00	16.00	52.00	155.00	-0.53	0.00	47031	71st
C87 (Centerville) Akshar Kathula and Kirtan Chokshi	2-4	103.00	16.00	51.00	152.00	-0.85	0.00	70609	72nd
C56 (Massillon Perry) Jesse Nodo and Jessie Williams	2-4	103.00	15.00	51.00	155.00	-0.32	0.00	38210	73rd
C46 (Notre Dame Academy) Emma Van Winkle and Olivia Weinberg	2-4	103.00	12.00	52.00	152.00	-0.53	0.00	15248	74th
C43 (Cardinal-Mooney) Joan Reardon and Grace Haddad	2-4	102.00	21.00	51.00	154.00	-0.73	0.00	52480	75th
C31 (Austintown-Fitch) Ryan Gavolier and Rebecca Kielbasa	2-4	102.00	16.00	51.00	151.50	-0.52	0.00	29568	76th
C37 (Canton McKinley) Savannah Bowman and Jordyn Hutchison	2-4	102.00	14.00	52.00	154.00	-0.16	0.00	34057	77th
C33 (Middletown) Shelby Swanger and Irene Smith	2-4	101.00	18.00	51.00	151.00	-0.49	0.00	78971	78th
C28 (North Canton Hoover) Savanah Biss and AJ Manello	2-4	101.00	18.00	50.00	151.00	-0.78	0.00	67804	79th
C16 (Mason) Charlie Yu and Sai Reddy	2-4	101.00	11.00	50.00	150.00	-0.98	0.00	18240	80th

Sylvania Invitational
Public Forum Debate
 Competitors in order

Competitor	Record	Drop H/L	Opp. Wins	Drop 2 H/L	Points	J Var	Ranks	Random	Results
C12 (Poland Seminary) Zander Carbon and Kylie Pfarr	2-4	100.00	16.00	50.00	151.00	-1.02	0.00	5540	81st
C68 (Maumee H.S.) Karmann Ludwig and Sophia Sokoloski	2-4	100.00	15.00	50.00	152.00	-0.92	0.00	84134	82nd
C99 (Middletown) Megan Boltz and Taylor Reedy	2-4	99.00	14.00	51.00	147.00	-0.79	0.00	74841	83rd
C88 (Centerville) Megha Gupta and Isa Valez	2-4	97.00	12.00	48.00	146.00	-0.82	0.00	84207	84th
C41 (Cardinal-Mooney) Gwendolyn Sieman and Marta Hergenrother	1-5	103.00	16.00	51.00	155.00	-0.62	0.00	17032	85th
C60 (St. John's Jesuit High School) Alex Lazenby and Haris Ahmad	1-5	100.00	17.00	50.00	150.00	-0.83	0.00	23901	86th
C10 (Sylvania Southview) Matthew Ki and Michael Li	1-5	100.00	15.00	50.00	150.00	-1.24	0.00	90184	87th
C65 (St. John's Jesuit High School) Fuad Abbas and Vamsi Chodisetty	1-5	100.00	15.00	50.00	148.00	-0.68	0.00	24132	88th
C101 (Centerville) Nachiket Patineni	1-5	99.00	17.00	50.00	150.00	-0.56	0.00	53604	89th
C32 (Middletown) Tre'von Mathews and Kiana Hughley	1-5	98.00	18.00	49.00	147.00	-1.31	0.00	16127	90th
C95 (Sylvania Southview) Katie Chung and Ford Westjohn	1-5	98.00	16.00	49.00	145.00	-1.30	0.00	64977	91st
C94 (Sylvania Southview) Allyson Nguyen and Lizzie Potter	1-5	98.00	11.00	48.00	150.00	-0.95	0.00	87184	92nd
C93 (Princeton) Taylor Roberts and Geramy Knight	1-5	97.00	12.00	48.00	145.00	-1.07	0.00	44629	93rd
C63 (St. John's Jesuit High School) Marino Markho and Milano Markho	1-5	94.00	17.00	47.00	140.00	-1.45	0.00	71668	94th
C36 (Beavercreek) Will Wilson and Andrew Barcus	0-6	96.00	13.00	48.00	145.00	-1.26	0.00	26548	95th
C81 (Sylvania Southview) Tony Liu and Jimmy McHugh	0-6	94.00	12.00	47.00	140.00	-1.55	0.00	68861	96th

This tournament is being run using SpeechWire Tournament Services software - www.SpeechWire.com.
 © 2004-2014 Ben Stewart - All Rights Reserved. SpeechWire version 4.19.005.

**Sylvania Invitational
2-Person Policy Debate**

Competitor	Round 1	Round 2	Round 3	Round 4	Round 5	Totals	Results
A01 Solon	L - A15 - AFF I5 Wilson Mullen	W - A11 - Neg M12 Andrew Wolf	W - A33 - Neg O10 Maureen Dean	W - A25 - AFF AO19 Anna Liebler	W - A16 - AFF M13 Dwaine Hemphill	4-1 274.5	3rd
Caroline Moore	28.50 (2.00)	25.50 (2.00)	28.00 (1.00)	28.00 (1.00)	28.00 (3.00)	138.00	3rd
Shivani Bafna	27.00 (4.00)	26.00 (1.00)	27.50 (2.00)	27.50 (2.00)	28.50 (1.00)	136.50	16th
A02 Hawken School	W - A13 - AFF I2 Andy Edinger	W - A21 - Neg O9 Andrew Newmyer	W - A19 - Neg O7 Troy Dyer	W - A15 - AFF O2 Luke Zona	L - A30 - Neg C1 RON NUZZOLILLO JR	4-1 273	6th
Marty Zhu	27.00 (1.00)	27.00 (2.00)	27.00 (1.00)	28.00 (2.00)	27.00 (4.00)	136.00	21st
Noah Geller	26.00 (2.00)	28.00 (1.00)	26.00 (3.00)	28.50 (1.00)	28.50 (2.00)	137.00	13th
A03 Jackson H.S.	L - A14 - AFF O9 Andrew Newmyer	W - A09 - Neg AO8 Corey Anderson	W - A17 - AFF K4 Mike Woll	W - A22 - Neg O8 Will Heinrichs	W - A15 - Neg AG1 Alyssa Chenault	4-1 275	4th
Mark Dickerhoof	26.50 (3.00)	27.00 (2.00)	28.00 (1.00)	28.00 (2.00)	28.00 (2.00)	137.50	10th
Jared McCully	26.00 (4.00)	28.00 (1.00)	27.00 (3.00)	28.00 (1.00)	28.50 (1.00)	137.50	11th
A04 Jackson H.S.	L - A22 - AFF M13 Dwaine Hemphill	L - A19 - Neg O2 Luke Zona	W - A09 - AFF C1 RON NUZZOLILLO JR	W - A28 - Neg K4 Mike Woll	W - A08 - Neg AO8 Corey Anderson	3-2 261	13th
Jake Zalenski	25.00 (4.00)	26.00 (3.00)	27.00 (1.00)	27.00 (1.00)	28.00 (1.00)	133.00	24th
Drew Burton	25.00 (2.00)	26.00 (4.00)	26.00 (2.00)	26.00 (2.00)	25.00 (4.00)	128.00	38th
A05 Jackson H.S.	L - A24 - AFF I1 Anne Thompson	L - A07 - Neg O10 Maureen Dean	W - A10 - Neg M12 Andrew Wolf	L - A06 - AFF AO18 Cassie Elliott	W - A17 - Neg O7 Troy Dyer	2-3 248.5	20th
Alan Ai	25.50 (4.00)	24.50 (3.00)	23.50 (2.00)	24.00 (2.00)	26.50 (3.00)	124.00	47th
Teddy Marszalkowski	26.00 (3.00)	24.00 (4.00)	24.00 (1.00)	23.00 (3.00)	27.50 (1.00)	124.50	48th
A06 Oakwood	L - A31 - AFF K4 Mike Woll	L - A13 - Neg AB7 David Jeffers	W - A28 - AFF M13 Dwaine Hemphill	W - A05 - Neg AO18 Cassie Elliott	L - A24 - AFF M12 Andrew Wolf	2-3 243	21st
Emily Gallion	25.00 (4.00)	24.00 (4.00)	25.00 (1.00)	25.00 (1.00)	23.50 (3.00)	122.50	44th
Bailey Gallion	25.00 (3.00)	25.00 (3.00)	24.00 (2.00)	23.00 (4.00)	23.50 (4.00)	120.50	51st
A07 Hawken School	L - A30 - Neg O2 Luke Zona	W - A05 - AFF O10 Maureen Dean	L - A22 - AFF AO8 Corey Anderson	L - A31 - Neg I3 Katja Molinaro	W - A28 - AFF I5 Wilson Mullen	2-3 270.5	14th
Derrick Liu	27.00 (3.00)	27.00 (1.00)	28.00 (1.00)	28.00 (2.00)	27.50 (1.00)	137.50	15th
Noah Charnas	26.50 (4.00)	26.50 (2.00)	26.00 (3.00)	27.50 (3.00)	26.50 (2.00)	133.00	30th
A08 Hawken School	W - A28 - AFF AB7 David Jeffers	W - A10 - Neg AF11 Joe McNamara	L - A15 - Neg I1 Anne Thompson	L - A14 - AFF O1 Danny Spirn	L - A04 - AFF AO8 Corey Anderson	2-3 259.5	18th
Hannah Friedman	26.00 (2.00)	24.00 (3.00)	26.00 (3.00)	26.00 (3.00)	26.00 (3.00)	128.00	35th
Izzy Cohen	27.00 (1.00)	27.00 (1.00)	25.50 (4.00)	25.00 (4.00)	27.00 (2.00)	131.50	25th
A09 Hawken School	L - A16 - Neg AF11 Joe McNamara	L - A03 - AFF AO8 Corey Anderson	L - A04 - Neg C1 RON NUZZOLILLO JR	L - A11 - AFF I1 Anne Thompson	L - A10 - AFF O1 Danny Spirn	0-5 240.5	26th
Kevin Yu	24.00 (3.00)	25.00 (4.00)	24.00 (3.00)	26.00 (3.00)	24.00 (3.00)	123.00	49th
Daysha Randelson	20.00 (4.00)	26.00 (3.00)	23.00 (4.00)	25.50 (4.00)	23.00 (4.00)	117.50	52nd
A10 Louisville	L - A33 - Neg I3 Katja Molinaro	L - A08 - AFF AF11 Joe McNamara	L - A05 - AFF M12 Andrew Wolf	L - A21 - Neg AG1 Alyssa Chenault	W - A09 - Neg O1 Danny Spirn	1-4 250	24th
Andy Hall	27.00 (3.00)	26.00 (2.00)	23.00 (3.00)	26.00 (3.00)	26.00 (1.00)	128.00	36th
Tyler Arbogast	26.50 (4.00)	22.00 (4.00)	23.00 (4.00)	25.50 (4.00)	25.00 (2.00)	122.00	45th

Sylvania Invitational 2-Person Policy Debate

Competitor	Round 1	Round 2	Round 3	Round 4	Round 5	Totals	Results
A11 Jackson H.S.	L - A32 - Neg A08 Corey Anderson	L - A01 - AFF M12 Andrew Wolf	W - A21 - AFF O8 Will Heinrichs	W - A09 - Neg I1 Anne Thompson	L - A13 - Neg A018 Cassie Elliott	2-3 249.5	19th
Andrew Glantz	24.00 (3.00)	25.00 (4.00)	25.00 (1.00)	27.00 (1.00)	25.00 (3.00)	126.00	42nd
George Scott	23.00 (4.00)	25.00 (3.00)	25.00 (3.00)	26.50 (2.00)	24.00 (4.00)	123.50	43rd
A13 Carrollton	L - A02 - Neg I2 Andy Edinger	W - A06 - AFF AB7 David Jeffers	L - A25 - Neg AF11 Joe McNamara	W - A33 - AFF I5 Wilson Mullen	W - A11 - AFF A018 Cassie Elliott	3-2 267.5	11th
AUTUMN BEAMER	24.00 (4.00)	27.00 (2.00)	26.00 (3.00)	28.00 (2.00)	26.00 (2.00)	131.00	33rd
JENNA GLASURE	25.00 (3.00)	28.00 (1.00)	28.00 (1.00)	28.50 (1.00)	27.00 (1.00)	136.50	9th
A14 Bexley	W - A03 - Neg O9 Andrew Newmyer	L - A32 - AFF O7 Troy Dyer	W - A31 - AFF I5 Wilson Mullen	W - A08 - Neg O1 Danny Spirn	W - A19 - Neg O10 Maureen Dean	4-1 276	5th
Peter Heft	28.00 (1.00)	27.00 (4.00)	28.00 (1.00)	27.50 (2.00)	28.50 (1.00)	139.00	6th
Parker Murphy	27.00 (2.00)	28.00 (2.00)	26.00 (4.00)	28.00 (1.00)	28.00 (2.00)	137.00	12th
A15 Massillon Perry	W - A01 - Neg I5 Wilson Mullen	W - A25 - AFF M13 Dwaine Hemphill	W - A08 - AFF I1 Anne Thompson	L - A02 - Neg O2 Luke Zona	L - A03 - AFF AG1 Alyssa Chenault	3-2 273.5	9th
Jenna Shinsky	27.00 (3.00)	27.00 (2.00)	26.50 (2.00)	27.00 (4.00)	26.50 (4.00)	134.00	23rd
Christian Lisik	29.50 (1.00)	28.00 (1.00)	27.00 (1.00)	28.00 (3.00)	27.00 (3.00)	139.50	8th
A16 Massillon Perry	W - A09 - AFF AF11 Joe McNamara	W - A22 - Neg AG1 Alyssa Chenault	W - A32 - Neg I3 Katja Molinaro	L - A30 - AFF O9 Andrew Newmyer	L - A01 - Neg M13 Dwaine Hemphill	3-2 275	7th
Alexis Hendershot	26.00 (2.00)	26.50 (2.00)	28.00 (3.00)	27.00 (4.00)	28.00 (2.00)	135.50	19th
Shannon Howley	28.00 (1.00)	27.00 (1.00)	29.00 (1.00)	27.50 (3.00)	28.00 (4.00)	139.50	5th
A17 Massillon Perry	L - A19 - AFF O8 Will Heinrichs	W - A31 - Neg C1 RON NUZZOLILLO JR	L - A03 - Neg K4 Mike Woll	L - A32 - AFF I2 Andy Edinger	L - A05 - AFF O7 Troy Dyer	1-4 264.5	22nd
Jaret Hughes	27.00 (3.00)	28.50 (1.00)	27.00 (2.00)	27.00 (2.00)	27.00 (2.00)	136.50	20th
Rebekah Schueller	25.00 (4.00)	27.00 (3.00)	25.00 (4.00)	25.00 (4.00)	26.00 (4.00)	128.00	40th
A19 Oakwood	W - A17 - Neg O8 Will Heinrichs	W - A04 - AFF O2 Luke Zona	L - A02 - AFF O7 Troy Dyer	W - A24 - Neg AB7 David Jeffers	L - A14 - AFF O10 Maureen Dean	3-2 270	10th
Kate Gordon	27.50 (1.00)	27.00 (2.00)	26.50 (2.00)	27.50 (2.00)	27.50 (3.00)	136.00	17th
Paul O'Neil	27.00 (2.00)	27.50 (1.00)	25.50 (4.00)	28.00 (1.00)	26.00 (4.00)	134.00	22nd
A21 Oakwood	L - A25 - Neg A07 Karen Zimmer	L - A02 - AFF O9 Andrew Newmyer	L - A11 - Neg O8 Will Heinrichs	W - A10 - AFF AG1 Alyssa Chenault	W - A33 - Neg A019 Anna Liebler	2-3 261	17th
Haley Williams	25.00 (4.00)	25.50 (4.00)	25.00 (2.00)	27.00 (1.00)	27.50 (1.00)	130.00	39th
Mackenzie Reed	25.50 (3.00)	27.00 (3.00)	25.00 (4.00)	26.50 (2.00)	27.00 (2.00)	131.00	31st
A22 Oakwood	W - A04 - Neg M13 Dwaine Hemphill	L - A16 - AFF AG1 Alyssa Chenault	W - A07 - Neg A08 Corey Anderson	L - A03 - AFF O8 Will Heinrichs	L - A31 - Neg A07 Karen Zimmer	2-3 263	16th
Lauren Pepper	25.00 (3.00)	25.50 (4.00)	27.00 (2.00)	27.00 (4.00)	27.00 (4.00)	131.50	26th
Grady Fultz	26.00 (1.00)	26.00 (3.00)	25.00 (4.00)	27.00 (3.00)	27.50 (3.00)	131.50	34th
A24 Sylvania Northview	W - A05 - Neg I1 Anne Thompson	W - A33 - AFF A07 Karen Zimmer	L - A30 - Neg A07 Karen Zimmer	L - A19 - AFF AB7 David Jeffers	W - A06 - Neg M12 Andrew Wolf	3-2 266.5	12th
Ivan Stoychev	26.50 (2.00)	27.00 (2.00)	27.00 (4.00)	26.50 (4.00)	25.00 (2.00)	132.00	27th
Zach Rioux	27.00 (1.00)	27.50 (1.00)	27.50 (3.00)	27.00 (3.00)	25.50 (1.00)	134.50	18th

**Sylvania Invitational
2-Person Policy Debate**

Competitor	Round 1	Round 2	Round 3	Round 4	Round 5	Totals	Results
A25 Sylvania Northview	W - A21 - AFF AO7 Karen Zimmer	L - A15 - Neg M13 Dwaine Hemphill	W - A13 - AFF AF11 Joe McNamara	L - A01 - Neg AO19 Anna Liebler	L - A32 - AFF I1 Anne Thompson	2-3 262.5	15th
David Mortland	26.00 (2.00)	25.50 (4.00)	25.00 (4.00)	27.00 (3.00)	26.00 (4.00)	129.50	37th
Andrew Bennett	26.50 (1.00)	26.00 (3.00)	27.00 (2.00)	26.50 (4.00)	27.00 (3.00)	133.00	28th
A28 Sylvania Northview	L - A08 - Neg AB7 David Jeffers	L - A30 - AFF AD6 Ian Rexroad -Policy (FRI)	L - A06 - Neg M13 Dwaine Hemphill	L - A04 - AFF K4 Mike Woll	L - A07 - Neg I5 Wilson Mullen	0-5 248	25th
Max Rioux	24.00 (4.00)	24.00 (4.00)	23.00 (4.00)	25.00 (3.00)	26.00 (4.00)	122.00	50th
Parker Cellura	25.00 (3.00)	26.00 (2.00)	24.00 (3.00)	25.00 (4.00)	26.00 (3.00)	126.00	41st
A30 Wooster	W - A07 - AFF O2 Luke Zona	W - A28 - Neg AD6 Ian Rexroad -Policy (FRI)	W - A24 - AFF AO7 Karen Zimmer	W - A16 - Neg O9 Andrew Newmyer	W - A02 - AFF C1 RON NUZZOLLILLO JR	5-0 279	1st
Ben Snoddy	27.50 (2.00)	25.00 (3.00)	28.00 (2.00)	28.00 (2.00)	28.00 (3.00)	136.50	7th
Joseph Gorman	28.00 (1.00)	28.00 (1.00)	29.00 (1.00)	28.50 (1.00)	29.00 (1.00)	142.50	2nd
A31 Wooster	W - A06 - Neg K4 Mike Woll	L - A17 - AFF C1 RON NUZZOLLILLO JR	L - A14 - Neg I5 Wilson Mullen	W - A07 - AFF I3 Katja Molinaro	W - A22 - AFF AO7 Karen Zimmer	3-2 274.5	8th
Jared Casserly	26.00 (2.00)	26.00 (4.00)	26.50 (3.00)	27.00 (4.00)	28.50 (1.00)	134.00	29th
Gaelan Gatz	28.00 (1.00)	28.00 (2.00)	27.00 (2.00)	29.50 (1.00)	28.00 (2.00)	140.50	4th
A32 Wooster	W - A11 - AFF AO8 Corey Anderson	W - A14 - Neg O7 Troy Dyer	L - A16 - AFF I3 Katja Molinaro	W - A17 - Neg I2 Andy Edinger	W - A25 - Neg I1 Anne Thompson	4-1 280	2nd
Brooke Hemphill	28.50 (1.00)	29.00 (1.00)	28.50 (2.00)	27.00 (1.00)	30.00 (1.00)	143.00	1st
Liz Keller	28.00 (2.00)	27.50 (3.00)	27.50 (4.00)	26.00 (3.00)	28.00 (2.00)	137.00	14th
A33 Wooster	W - A10 - AFF I3 Katja Molinaro	L - A24 - Neg AO7 Karen Zimmer	L - A01 - AFF O10 Maureen Dean	L - A13 - Neg I5 Wilson Mullen	L - A21 - AFF AO19 Anna Liebler	1-4 257.5	23rd
Lee Morris	27.50 (2.00)	26.00 (3.00)	24.00 (4.00)	28.00 (3.00)	26.00 (3.00)	131.50	32nd
John Li	28.00 (1.00)	22.00 (4.00)	24.50 (3.00)	27.50 (4.00)	24.00 (4.00)	126.00	46th

This tournament is being run using SpeechWire Tournament Services software - www.SpeechWire.com.
© 2004-2014 Ben Stewart - All Rights Reserved. SpeechWire version 4.19.005.

Sylvania Invitational Lincoln Douglas Debate

Competitor	Round 1	Round 2	Round 3	Round 4	Round 5	Round 6	Totals	Results
B01 Canfield	W - B84 - AFF AF3 Paul Fisher	W - B55 - Neg AH9 John Barry	W - B51 - Neg AA5 Kirsten Rody	W - B80 - AFF AF2 Joanna Peng	W - B20 - Neg N12 Michael Stash	L - B22 - AFF AD1 Brandon Kamaka	5-1 166	5th
Sara Lytle	26.00	27.00	29.00	29.00	30.00	25.00	166.00	7th
B02 Canfield	L - B50 - Neg AF4 Omar Gad	W - B68 - AFF Z5 Denise Strait	L - B54 - Neg AA6 Jacob Courtney	L - B56 - AFF A10 Joaquin Soldevilla	W - B36 - Neg AF3 Paul Fisher	W - B23 - AFF G4 Bruce Harris	3-3 150	51st
Alyssa Kerensky	27.00	24.00	27.00	22.00	24.00	26.00	150.00	55th
B03 Canfield	W - B19 - Neg W2 Dario Tompkins	W - B78 - AFF G1 Zuona Wang	L - B67 - Neg AG3 Will Oesterle	L - B48 - AFF AF24 Jason Bury	L - B63 - AFF S7 Jim Kellams	W - B53 - Neg AF1 Christian Young	3-3 153	47th
Erik Svensson	25.00	27.00	25.00	24.00	25.00	27.00	153.00	53rd
B04 Canfield	W - B16 - Neg W4 Anthony Clairmont	W - B90 - AFF AD1 Brandon Kamaka	W - B59 - AFF AF1 Christian Young	L - B20 - Neg AJ2 Shannon Rote	L - B79 - Neg AF13 Merissa Chiu	L - B58 - AFF AF4 Omar Gad	3-3 152	38th
Lindsay Heldreth	26.00	26.00	28.00	24.00	20.00	28.00	152.00	35th
B05 Canfield	L - B37 - Neg E12 Jenn Walton	L - B42 - AFF O5 Nadeen Sarsour	W - B27 - Neg AF3 Paul Fisher	W - B55 - AFF E8 Deb Johnson	W - B69 - Neg G2 Rebecca Bogard	L - B60 - AFF A7 Joe Sulak	3-3 152	46th
Max Lee	23.00	25.00	23.00	27.00	27.00	27.00	152.00	41st
B06 Canfield	W - B61 - Neg A10 Joaquin Soldevilla	W - B27 - AFF AF4 Omar Gad	L - B82 - AFF E17 Collen Lancz	L - B79 - Neg W6 Peter Paik	W - B51 - AFF Z5 Denise Strait	W - B31 - Neg N12 Michael Stash	4-2 151	29th
Bobby Long	23.00	27.00	25.00	26.00	23.00	27.00	151.00	51st
B07 Gahanna Lincoln	L - B66 - AFF M9 Cheryl Gooch	L - B22 - Neg AF2 Joanna Peng	W - B11 - Neg AD1 Brandon Kamaka	W - B77 - AFF Q18 Jacob Schriener-Briggs	L - B58 - Neg Y9 Eddie Duckworth	L - B86 - AFF AD2 Adrienne Rexroad	2-4 147	69th
Sibi Sengottuvel	22.00	26.00	28.00	22.00	25.00	24.00	147.00	66th
B08 Gahanna Lincoln	L - B45 - AFF S7 Jim Kellams	L - B32 - Neg W6 Peter Paik	W - B83 - AFF AF4 Omar Gad	W - B68 - Neg M9 Cheryl Gooch	W - B13 - AFF W4 Anthony Clairmont	W - B93 - Neg AF22 Abbey Flynn	4-2 159	23rd
Stephen Sponhour	27.00	24.00	29.00	26.00	27.00	26.00	159.00	28th
B09 Gahanna Lincoln	W - B40 - Neg O5 Nadeen Sarsour	L - B15 - AFF AO16 Darren Stevens	L - B19 - Neg AF10 Kazune Pax	W - B35 - AFF AD1 Brandon Kamaka	L - B66 - Neg A7 Joe Sulak	W - B56 - AFF E17 Collen Lancz	3-3 151	50th
Nick Pagliaro	25.00	24.00	25.00	25.00	26.00	26.00	151.00	56th
B10 Sylvania Southview	L - B75 - AFF Z5 Denise Strait	L - B13 - Neg I4 Rob Sills	W - B78 - AFF AA7 Erik Glasgow	L - B69 - Neg W1 James Lewis	L - B55 - AFF M9 Cheryl Gooch	L - B68 - Neg W4 Anthony Clairmont	1-5 134	83rd
Vincent Lucarelli	20.00	24.00	23.00	25.00	23.00	19.00	134.00	82nd
B11 South Range	L - B48 - Neg G2 Rebecca Bogard	L - B21 - AFF AA7 Erik Glasgow	L - B07 - AFF AD1 Brandon Kamaka	W - B34 - Neg G1 Zuona Wang	W - B35 - Neg AF4 Omar Gad	W - B64 - AFF L3 Sam Halter	3-3 146	48th
Michael Kuhns	25.00	17.00	25.00	25.00	27.00	27.00	146.00	54th
B12 South Range	L - B70 - Neg AD1 Brandon Kamaka	L - B61 - AFF N12 Michael Stash	L - B17 - Neg Z6 Randy Howell	L - B28 - AFF AF1 Christian Young	L - B47 - Neg I4 Rob Sills	L - B75 - AFF U2 Tony Calamunci	0-6 135	84th
Jonathan Meals	22.00	26.00	19.00	22.00	23.00	23.00	135.00	84th
B13 Poland Seminary	W - B90 - Neg N8 Morgan Lloyd	W - B10 - AFF I4 Rob Sills	L - B88 - Neg G2 Rebecca Bogard	L - B52 - AFF AD2 Adrienne Rexroad	L - B08 - Neg W4 Anthony Clairmont	L - B69 - AFF Z6 Randy Howell	2-4 138	74th
Nadine Jones	27.00	25.00	23.00	23.00	22.00	18.00	138.00	80th
B15 Jackson H.S.	L - B32 - AFF Q7 CJ Blaney	W - B09 - Neg AO16 Darren Stevens	W - B37 - Neg W2 Dario Tompkins	W - B46 - AFF U5 Adam Dane	L - B19 - Neg U2 Tony Calamunci	W - B61 - AFF E12 Jenn Walton	4-2 155	24th
Stefanie Pousoulides	28.00	27.00	25.00	27.00	23.00	25.00	155.00	34th

**Sylvania Invitational
Lincoln Douglas Debate**

Competitor	Round 1	Round 2	Round 3	Round 4	Round 5	Round 6	Totals	Results
B16 Jackson H.S.	L - B04 - AFF W4 Anthony Clairmont	W - B25 - Neg W1 James Lewis	L - B94 - AFF AD2 Adrienne Rexroad	L - B66 - Neg A11 Mark Floyd	W - B84 - AFF AJ2 Shannon Rote	W - B40 - Neg AH5 Amy Cedargren	3-3 142	55th
Ally Henderson	23.00	25.00	23.00	24.00	23.00	24.00	142.00	75th
B17 Jackson H.S.	L - B94 - Neg M11 Phil Klein	L - B50 - AFF AA6 Jacob Courtney	W - B12 - AFF Z6 Randy Howell	L - B39 - Neg Z5 Denise Strait	L - B26 - Neg W2 Dario Tompkins	L - B28 - AFF Y3 Josh Grant	1-5 144	77th
Abby Henry	24.00	27.00	21.00	22.00	23.00	27.00	144.00	74th
B18 Hawken School	W - B83 - AFF AC1 Cody Oldham	W - B93 - Neg Q7 CJ Blaney	W - B50 - Neg G1 Zuona Wang	W - B67 - AFF AO16 Darren Stevens	W - B48 - AFF M11 Phil Klein	W - B32 - Neg Q19 Bailey Sandin	6-0 170	1st
Aric Floyd	28.00	28.00	29.00	28.00	28.00	29.00	170.00	2nd
B19 Hawken School	L - B03 - AFF W2 Dario Tompkins	W - B73 - Neg E17 Collen Lancz	W - B09 - AFF AF10 Kazune Pax	W - B82 - Neg Q19 Bailey Sandin	W - B15 - AFF U2 Tony Calamunci	L - B52 - Neg A18 Ron DeAmicis	4-2 160	21st
Swetha Kareti	24.00	27.00	27.00	29.00	25.00	28.00	160.00	21st
B20 Hawken School	W - B56 - AFF Q19 Bailey Sandin	W - B75 - Neg AF24 Jason Bury	W - B48 - Neg Z5 Denise Strait	W - B04 - AFF AJ2 Shannon Rote	L - B01 - AFF N12 Michael Stash	W - B41 - Neg Q7 CJ Blaney	5-1 165	8th
Jack Weisman	28.00	28.00	26.00	25.00	29.00	29.00	165.00	5th
B21 Hawken School	W - B52 - AFF AF2 Joanna Peng	W - B11 - Neg AA7 Erik Glasgow	L - B44 - AFF E12 Jenn Walton	W - B85 - Neg A18 Ron DeAmicis	W - B50 - AFF AG3 Will Oesterle	W - B74 - Neg N2 Karly Pallante	5-1 159	11th
Matthew Zhu	28.00	22.00	23.00	29.00	28.00	29.00	159.00	10th
B22 Hawken School	W - B42 - Neg AC3 Pooja Podugu	W - B07 - AFF AF2 Joanna Peng	W - B31 - Neg W4 Anthony Clairmont	W - B88 - AFF AA6 Jacob Courtney	W - B67 - AFF AC1 Cody Oldham	W - B01 - Neg AD1 Brandon Kamaka	6-0 169	2nd
Nicole Kastelic	27.00	28.00	29.00	28.00	29.00	28.00	169.00	3rd
B23 Hawken School	W - B39 - AFF A18 Ron DeAmicis	L - B69 - Neg W4 Anthony Clairmont	L - B53 - AFF AC3 Pooja Podugu	L - B84 - Neg AF4 Omar Gad	W - B90 - AFF AF1 Christian Young	L - B02 - Neg G4 Bruce Harris	2-4 150	63rd
Omar Khan	27.00	22.00	27.00	26.00	24.00	24.00	150.00	58th
B24 Hawken School	W - B26 - Neg AF10 Kazune Pax	W - B49 - AFF Q19 Bailey Sandin	W - B70 - Neg Q13 Jacci Duda	W - B76 - AFF Q2 Aly Saleh	L - B32 - AFF G4 Bruce Harris	W - B29 - Neg G1 Zuona Wang	5-1 157	12th
Dhweeja Dasarathy	27.00	27.00	22.00	30.00	27.00	24.00	157.00	23rd
B25 Sylvania Southview	W - B28 - Neg AD2 Adrienne Rexroad	L - B16 - AFF W1 James Lewis	L - B49 - Neg Q2 Aly Saleh	L - B50 - AFF Y3 Josh Grant	L - B38 - Neg Y1 Andrew Golden	W - B34 - AFF O5 Nadeen Sarsour	2-4 151	60th
Billy Jiang	26.00	24.00	25.00	28.00	22.00	26.00	151.00	50th
B26 Louisville	L - B24 - AFF AF10 Kazune Pax	W - B95 - Neg AG3 Will Oesterle	L - B41 - Neg W6 Peter Paik	L - B64 - AFF AF3 Paul Fisher	W - B17 - AFF W2 Dario Tompkins	L - B67 - Neg Q2 Aly Saleh	2-4 149	65th
Miranda Ross	25.00	26.00	26.00	26.00	23.00	24.00	149.00	61st
B27 Louisville	L - B31 - AFF Y3 Josh Grant	L - B06 - Neg AF4 Omar Gad	L - B05 - AFF AF3 Paul Fisher	L - B83 - Neg U1 Sean Wheelock	L - B34 - Neg N8 Morgan Lloyd	W - B78 - AFF M9 Cheryl Gooch	1-5 140	79th
Anthony Ross	22.00	26.00	22.00	25.00	25.00	20.00	140.00	76th
B28 North Canton Hoover	L - B25 - AFF AD2 Adrienne Rexroad	L - B60 - Neg AF12 Phil Mui	L - B39 - AFF Q19 Bailey Sandin	W - B12 - Neg AF1 Christian Young	L - B40 - AFF L3 Sam Halter	W - B17 - Neg Y3 Josh Grant	2-4 150	68th
Marco Tarantino	24.00	24.00	24.00	24.00	26.00	28.00	150.00	68th
B29 North Canton Hoover	W - B33 - AFF E8 Deb Johnson	L - B82 - Neg A7 Joe Sulak	W - B77 - Neg M9 Cheryl Gooch	L - B49 - AFF G2 Rebecca Bogard	W - B46 - Neg Q7 CJ Blaney	L - B24 - AFF G1 Zuona Wang	3-3 151	49th
Angela Myers	28.00	24.00	23.00	27.00	27.00	22.00	151.00	48th

Sylvania Invitational Lincoln Douglas Debate

Competitor	Round 1	Round 2	Round 3	Round 4	Round 5	Round 6	Totals	Results
B30 Mason	L - B63 - AFF A7 Joe Sulak	W - B84 - Neg AF16 Hunter Baehren	L - B85 - AFF Y3 Josh Grant	W - B95 - Neg E12 Jenn Walton	L - B80 - AFF A2 Xin Yu	W - B73 - Neg Z7 Michael Zianni	3-3 152	44th
Emmanuel Setegn	20.00	27.00	26.00	25.00	25.00	29.00	152.00	45th
B31 Mason	W - B27 - Neg Y3 Josh Grant	W - B54 - AFF W2 Dario Tompkins	L - B22 - AFF W4 Anthony Clairmont	W - B63 - Neg Y1 Andrew Golden	L - B61 - Neg A11 Mark Floyd	L - B06 - AFF N12 Michael Stash	3-3 159	33rd
Divya Vinod	28.00	24.00	27.00	28.00	26.00	26.00	159.00	27th
B32 Austintown-Fitch	W - B15 - Neg Q7 CJ Blaney	W - B08 - AFF W6 Peter Paik	W - B60 - AFF N8 Morgan Lloyd	W - B44 - Neg AF13 Merissa Chiu	W - B24 - Neg G4 Bruce Harris	L - B18 - AFF Q19 Bailey Sandin	5-1 168	3rd
Josh Pittman	29.00	28.00	29.00	25.00	29.00	28.00	168.00	1st
B33 Austintown-Fitch	L - B29 - Neg E8 Deb Johnson	L - B48 - AFF U5 Adam Dane	W - B68 - AFF A11 Mark Floyd	W - B36 - Neg AA5 Kirsten Rody	L - B62 - AFF E12 Jenn Walton	L - B82 - Neg M11 Phil Klein	2-4 149	64th
Giavanna Lagamba	26.00	25.00	25.00	25.00	25.00	25.00	149.00	60th
B34 Gahanna Lincoln	L - B74 - Neg W6 Peter Paik	L - B59 - AFF Q13 Jacci Duda	L - B93 - Neg U5 Adam Dane	L - B11 - AFF G1 Zuona Wang	W - B27 - AFF N8 Morgan Lloyd	L - B25 - Neg O5 Nadeen Sarsour	1-5 139	82nd
Nichole Kirk	23.00	21.00	22.00	21.00	28.00	24.00	139.00	83rd
B35 Jackson H.S.	W - B55 - AFF Y1 Andrew Golden	L - B79 - Neg E12 Jenn Walton	L - B45 - AFF E8 Deb Johnson	L - B09 - Neg AD1 Brandon Kamaka	L - B11 - AFF AF4 Omar Gad	W - B90 - Neg N5 Jen Gonda	2-4 147	67th
Corinne Albrecht	26.00	22.00	24.00	24.00	26.00	25.00	147.00	63rd
B36 Beavercreek	W - B95 - AFF I4 Rob Sills	L - B80 - Neg AF1 Christian Young	L - B62 - Neg A10 Joaquin Soldevilla	L - B33 - AFF AA5 Kirsten Rody	L - B02 - AFF AF3 Paul Fisher	W - B84 - Neg Y9 Eddie Duckworth	2-4 139	75th
Rose Tyler	26.00	24.00	23.00	20.00	23.00	23.00	139.00	79th
B37 Beavercreek	W - B05 - AFF E12 Jenn Walton	L - B77 - Neg G2 Rebecca Bogard	L - B15 - AFF W2 Dario Tompkins	W - B86 - Neg AC3 Pooja Podugu	W - B72 - Neg AA5 Kirsten Rody	W - B66 - AFF W1 James Lewis	4-2 157	27th
Abby Culpepper	25.00	24.00	24.00	28.00	30.00	26.00	157.00	42nd
B38 Beavercreek	L - B85 - Neg AA7 Erik Glasgow	L - B44 - AFF E8 Deb Johnson	L - B86 - AFF Q18 Jacob Schrinier-Briggs	W - B78 - Neg Q13 Jacci Duda	W - B25 - AFF Y1 Andrew Golden	L - B55 - Neg AC1 Cody Oldham	2-4 143	73rd
Jake Lucas	20.00	25.00	27.00	22.00	23.00	26.00	143.00	70th
B39 Beavercreek	L - B23 - Neg A18 Ron DeAmicis	L - B70 - AFF AC3 Pooja Podugu	W - B28 - Neg Q19 Bailey Sandin	W - B17 - AFF Z5 Denise Strait	W - B54 - Neg AH5 Amy Cedargren	W - B85 - AFF AF3 Paul Fisher	4-2 146	30th
Talia Walters	26.00	27.00	25.00	24.00	23.00	21.00	146.00	65th
B40 Beavercreek	L - B09 - AFF O5 Nadeen Sarsour	W - B56 - Neg U1 Sean Wheelock	L - B43 - Neg AF2 Joanna Peng	L - B42 - AFF AC1 Cody Oldham	W - B28 - Neg L3 Sam Halter	L - B16 - AFF AH5 Amy Cedargren	2-4 151	62nd
Bharath Ramini	24.00	26.00	24.00	27.00	28.00	22.00	151.00	57th
B41 Sylvania Southview	L - B62 - AFF G1 Zuona Wang	W - B66 - Neg A18 Ron DeAmicis	W - B26 - AFF W6 Peter Paik	W - B72 - Neg W2 Dario Tompkins	L - B76 - Neg Q19 Bailey Sandin	L - B20 - AFF Q7 CJ Blaney	3-3 154	39th
Edith Lui	22.00	27.00	27.00	24.00	26.00	28.00	154.00	32nd
B42 Sylvania Southview	L - B22 - AFF AC3 Pooja Podugu	W - B05 - Neg O5 Nadeen Sarsour	L - B61 - AFF A7 Joe Sulak	W - B40 - Neg AC1 Cody Oldham	W - B56 - Neg A18 Ron DeAmicis	L - B59 - AFF G2 Rebecca Bogard	3-3 160	32nd
Josh Brody	26.00	27.00	25.00	28.00	27.00	27.00	160.00	22nd
B43 Cardinal-Mooney	L - B88 - AFF AO16 Darren Stevens	W - B62 - Neg M9 Cheryl Gooch	W - B40 - AFF AF2 Joanna Peng	L - B61 - Neg AH9 John Barry	L - B93 - AFF AD1 Brandon Kamaka	L - B70 - Neg Y1 Andrew Golden	2-4 154	57th
Caroline Smith	24.00	26.00	27.00	26.00	26.00	25.00	154.00	40th

**Sylvania Invitational
Lincoln Douglas Debate**

Competitor	Round 1	Round 2	Round 3	Round 4	Round 5	Round 6	Totals	Results
B44 Cardinal-Mooney	W - B69 - AFF Q13 Jaci Duda	W - B38 - Neg E8 Deb Johnson	W - B21 - Neg E12 Jenn Walton	L - B32 - AFF AF13 Merissa Chiu	L - B59 - Neg AF22 Abbey Flynn	W - B94 - AFF AF2 Joanna Peng	4-2 150	26th
Daniel Driscoll	27.00	28.00	25.00	23.00	19.00	28.00	150.00	39th
B45 Cardinal-Mooney	W - B08 - Neg S7 Jim Kellams	L - B67 - AFF AF10 Kazune Pax	W - B35 - Neg E8 Deb Johnson	L - B74 - AFF A7 Joe Sulak	W - B64 - Neg AO16 Darren Stevens	W - B49 - AFF A11 Mark Floyd	4-2 159	22nd
Andrew Brockway	28.00	25.00	26.00	27.00	26.00	27.00	159.00	29th
B46 Cardinal-Mooney	L - B51 - AFF AH9 John Barry	W - B83 - Neg AD2 Adrienne Rexroad	W - B75 - AFF W1 James Lewis	L - B15 - Neg U5 Adam Dane	L - B29 - AFF Q7 CJ Blaney	L - B48 - Neg A10 Joaquin Soldevilla	2-4 152	58th
Chase Brooks	25.00	26.00	24.00	25.00	26.00	26.00	152.00	46th
B47 Cardinal-Mooney	L - B54 - Neg Q18 Jacob Schriener-Briggs	L - B76 - AFF Y9 Eddie Duckworth	L - B55 - Neg U1 Sean Wheelock	L - B58 - AFF AF10 Kazune Pax	W - B12 - AFF I4 Rob Sills	L - B77 - Neg Z5 Denise Strait	1-5 137	81st
Andrew Hubert	23.00	25.00	20.00	24.00	24.00	21.00	137.00	78th
B48 Notre Dame Academy	W - B11 - AFF G2 Rebecca Bogard	W - B33 - Neg U5 Adam Dane	L - B20 - AFF Z5 Denise Strait	W - B03 - Neg AF24 Jason Bury	L - B18 - Neg M11 Phil Klein	W - B46 - AFF A10 Joaquin Soldevilla	4-2 161	15th
Jenny Kim	27.00	28.00	24.00	27.00	27.00	28.00	161.00	15th
B49 Notre Dame Academy	W - B72 - AFF U5 Adam Dane	L - B24 - Neg Q19 Bailey Sandin	W - B25 - AFF Q2 Aly Saleh	W - B29 - Neg G2 Rebecca Bogard	W - B53 - AFF W1 James Lewis	L - B45 - Neg A11 Mark Floyd	4-2 162	19th
Gabrielle Hymel	27.00	26.00	27.00	28.00	28.00	26.00	162.00	18th
B50 Notre Dame Academy	W - B02 - AFF AF4 Omar Gad	W - B17 - Neg AA6 Jacob Courtney	L - B18 - AFF G1 Zuona Wang	W - B25 - Neg Y3 Josh Grant	L - B21 - Neg AG3 Will Oesterle	W - B54 - AFF N8 Morgan Lloyd	4-2 166	13th
Molly Walton	28.00	28.00	26.00	29.00	26.00	29.00	166.00	8th
B51 Notre Dame Academy	W - B46 - Neg AH9 John Barry	W - B64 - AFF A11 Mark Floyd	L - B01 - AFF AA5 Kirsten Rody	L - B59 - Neg N12 Michael Stash	L - B06 - Neg Z5 Denise Strait	W - B83 - AFF A2 Xin Yu	3-3 148	52nd
Anjali Fernandes	26.00	24.00	20.00	27.00	22.00	29.00	148.00	62nd
B52 Mason	L - B21 - Neg AF2 Joanna Peng	W - B74 - AFF Z7 Michael Zianni	W - B66 - AFF AH9 John Barry	W - B13 - Neg AD2 Adrienne Rexroad	W - B60 - Neg AC3 Pooja Podugu	W - B19 - AFF A18 Ron DeAmicis	5-1 166	9th
Erin Patrick	27.00	27.00	28.00	27.00	28.00	29.00	166.00	12th
B53 Bexley	L - B59 - Neg E17 Collen Lancz	W - B94 - AFF N8 Morgan Lloyd	W - B23 - Neg AC3 Pooja Podugu	W - B70 - AFF W4 Anthony Clairmont	L - B49 - Neg W1 James Lewis	L - B03 - AFF AF1 Christian Young	3-3 157	34th
Max Maher	25.00	29.00	29.00	21.00	27.00	26.00	157.00	25th
B54 Bexley	W - B47 - AFF Q18 Jacob Schriener-Briggs	L - B31 - Neg W2 Dario Tompkins	W - B02 - AFF AA6 Jacob Courtney	L - B60 - Neg O5 Nadeen Sarsour	L - B39 - AFF AH5 Amy Cedargren	L - B50 - Neg N8 Morgan Lloyd	2-4 151	59th
Patrick Murtha	26.00	23.00	28.00	25.00	22.00	27.00	151.00	49th
B55 Bexley	L - B35 - Neg Y1 Andrew Golden	L - B01 - AFF AH9 John Barry	W - B47 - AFF U1 Sean Wheelock	L - B05 - Neg E8 Deb Johnson	W - B10 - Neg M9 Cheryl Gooch	W - B38 - AFF AC1 Cody Oldham	3-3 156	45th
Brennan Steele	25.00	26.00	28.00	25.00	25.00	27.00	156.00	43rd
B56 Bexley	L - B20 - Neg Q19 Bailey Sandin	L - B40 - AFF U1 Sean Wheelock	W - B73 - AFF AJ2 Shannon Rote	W - B02 - Neg A10 Joaquin Soldevilla	L - B42 - AFF A18 Ron DeAmicis	L - B09 - Neg E17 Collen Lancz	2-4 145	72nd
Sam Trabitz	25.00	23.00	23.00	23.00	26.00	25.00	145.00	71st
B58 University School	L - B80 - AFF AH5 Amy Cedargren	L - B72 - Neg AF3 Paul Fisher	W - B84 - AFF AO16 Darren Stevens	W - B47 - Neg AF10 Kazune Pax	W - B07 - AFF Y9 Eddie Duckworth	W - B04 - Neg AF4 Omar Gad	4-2 163	20th
Victor Mezacapa	27.00	26.00	28.00	26.00	27.00	29.00	163.00	17th

**Sylvania Invitational
Lincoln Douglas Debate**

Competitor	Round 1	Round 2	Round 3	Round 4	Round 5	Round 6	Totals	Results
B59 University School	W - B53 - AFF E17 Collen Lancz	W - B34 - Neg Q13 Michael Duda	L - B04 - Neg AF1 Christian Young	W - B51 - AFF N12 Michael Stash	W - B44 - AFF AF22 Abbey Flynn	W - B42 - Neg G2 Rebecca Bogard	5-1 160	10th
Reese Wells	26.00	28.00	27.00	29.00	21.00	29.00	160.00	11th
B60 University School	W - B68 - Neg N5 Jen Gonda	W - B28 - AFF AF12 Phil Mui	L - B32 - Neg N8 Morgan Lloyd	W - B54 - AFF O5 Nadeen Sarsour	L - B52 - AFF AC3 Pooja Podugu	W - B05 - Neg A7 Joe Sulak	4-2 163	17th
Gabe Kaufman	27.00	26.00	28.00	27.00	27.00	28.00	163.00	16th
B61 University School	L - B06 - AFF A10 Joaquin Soldevilla	W - B12 - Neg N12 Michael Stash	W - B42 - Neg A7 Joe Sulak	W - B43 - AFF AH9 John Barry	W - B31 - AFF A11 Mark Floyd	L - B15 - Neg E12 Jenn Walton	4-2 152	25th
Hayden Lane	20.00	28.00	27.00	27.00	27.00	23.00	152.00	24th
B62 University School	W - B41 - Neg G1 Zuona Wang	L - B43 - AFF M9 Cheryl Gooch	W - B36 - AFF A10 Joaquin Soldevilla	L - B94 - Neg Q7 CJ Blaney	W - B33 - Neg E12 Jenn Walton	L - B76 - AFF S7 Jim Kellams	3-3 155	41st
Chandler Koon	28.00	23.00	25.00	26.00	27.00	27.00	155.00	33rd
B63 University School	W - B30 - Neg A7 Joe Sulak	W - B86 - AFF A10 Joaquin Soldevilla	L - B80 - Neg AC1 Cody Oldham	L - B31 - AFF Y1 Andrew Golden	W - B03 - Neg S7 Jim Kellams	L - B79 - AFF I4 Rob Sills	3-3 155	37th
Andrew Gilmore	25.00	23.00	26.00	27.00	26.00	28.00	155.00	38th
B64 University School	W - B77 - AFF A5 Bob Shurtz	L - B51 - Neg A11 Mark Floyd	L - B72 - AFF O5 Nadeen Sarsour	W - B26 - Neg AF3 Paul Fisher	L - B45 - AFF AO16 Darren Stevens	L - B11 - Neg L3 Sam Halter	2-4 145	70th
James Bishop	25.00	23.00	23.00	24.00	25.00	25.00	145.00	67th
B66 Massillon Perry	W - B07 - Neg M9 Cheryl Gooch	L - B41 - AFF A18 Ron DeAmicis	L - B52 - Neg AH9 John Barry	W - B16 - AFF A11 Mark Floyd	W - B09 - AFF A7 Joe Sulak	L - B37 - Neg W1 James Lewis	3-3 154	43rd
Sara Fuetter	24.00	26.00	27.00	25.00	27.00	25.00	154.00	44th
B67 Wadsworth	W - B73 - AFF W1 James Lewis	W - B45 - Neg AF10 Kazune Pax	W - B03 - AFF AG3 Will Oesterle	L - B18 - Neg AO16 Darren Stevens	L - B22 - Neg AC1 Cody Oldham	W - B26 - AFF Q2 Aly Saleh	4-2 162	18th
Daniel Brazier	27.00	26.00	27.00	27.00	28.00	27.00	162.00	19th
B68 St. John's Jesuit High School	L - B60 - AFF N5 Jen Gonda	L - B02 - Neg Z5 Denise Strait	L - B33 - Neg A11 Mark Floyd	L - B08 - AFF M9 Cheryl Gooch	W - B78 - Neg AF2 Joanna Peng	W - B10 - AFF W4 Anthony Clairmont	2-4 150	66th
Mario Markho	25.00	23.00	24.00	25.00	27.00	26.00	150.00	59th
B69 St. John's Jesuit High School	L - B44 - Neg Q13 Jacci Duda	W - B23 - AFF W4 Anthony Clairmont	L - B74 - Neg A18 Ron DeAmicis	W - B10 - AFF W1 James Lewis	L - B05 - AFF G2 Rebecca Bogard	W - B13 - Neg Z6 Randy Howell	3-3 157	35th
Raymond Antypas	21.00	29.00	27.00	26.00	26.00	28.00	157.00	26th
B70 St. John's Jesuit High School	W - B12 - AFF AD1 Brandon Kamaka	W - B39 - Neg AC3 Pooja Podugu	L - B24 - AFF Q13 Jacci Duda	L - B53 - Neg W4 Anthony Clairmont	L - B85 - Neg N2 Karly Pallante	W - B43 - AFF Y1 Andrew Golden	3-3 142	54th
Ammar Abidi	23.00	28.00	20.00	20.00	25.00	26.00	142.00	72nd
B72 Oakwood	L - B49 - Neg U5 Adam Dane	W - B58 - AFF AF3 Paul Fisher	W - B64 - Neg O5 Nadeen Sarsour	L - B41 - AFF W2 Dario Tompkins	L - B37 - AFF AA5 Kirsten Rody	W - B95 - Neg AO16 Darren Stevens	3-3 154	40th
Ally Ross	26.00	27.00	26.00	23.00	27.00	25.00	154.00	36th
B73 Oakwood	L - B67 - Neg W1 James Lewis	L - B19 - AFF E17 Collen Lancz	L - B56 - Neg AJ2 Shannon Rote	W - B90 - AFF N4 Gene O'Dea	W - B75 - Neg AD2 Adrienne Rexroad	L - B30 - AFF Z7 Michael Zianni	2-4 151	61st
Sam Schrimsher	26.00	25.00	22.00	24.00	26.00	28.00	151.00	47th
B74 Copley	W - B34 - AFF W6 Peter Paik	L - B52 - Neg Z7 Michael Zianni	W - B69 - AFF A18 Ron DeAmicis	W - B45 - Neg A7 Joe Sulak	W - B94 - Neg E17 Collen Lancz	L - B21 - AFF N2 Karly Pallante	4-2 164	14th
Brandon Hofacker	27.00	26.00	28.00	28.00	27.00	28.00	164.00	13th

Sylvania Invitational Lincoln Douglas Debate

Competitor	Round 1	Round 2	Round 3	Round 4	Round 5	Round 6	Totals	Results
B75 Copley	W - B10 - Neg Z5 Denise Strait	L - B20 - AFF AF24 Jason Bury	L - B46 - Neg W1 James Lewis	L - B93 - AFF AG3 Will Oesterle	L - B73 - AFF AD2 Adrienne Rexroad	W - B12 - Neg U2 Tony Calamunci	2-4 147	71st
Pranav Muthigi	24.00	27.00	23.00	24.00	24.00	25.00	147.00	69th
B76 Maumee H.S.	W - B93 - AFF A11 Mark Floyd	W - B47 - Neg Y9 Eddie Duckworth	W - B79 - AFF Z7 Michael Zianni	L - B24 - Neg Q2 Aly Saleh	W - B41 - AFF Q19 Bailey Sandin	W - B62 - Neg S7 Jim Kellams	5-1 165	7th
Elena Sokoloski	25.00	28.00	28.00	29.00	27.00	28.00	165.00	9th
B77 Maumee H.S.	L - B64 - Neg A5 Bob Shurtz	W - B37 - AFF G2 Rebecca Bogard	L - B29 - AFF M9 Cheryl Gooch	L - B07 - Neg Q18 Jacob Schriener-Briggs	L - B86 - Neg O5 Nadeen Sarsour	W - B47 - AFF Z5 Denise Strait	2-4 138	76th
Ally Hinsey	24.00	25.00	22.00	21.00	23.00	23.00	138.00	81st
B78 Maumee H.S.	L - B79 - AFF AA6 Jacob Courtney	L - B03 - Neg G1 Zuona Wang	L - B10 - Neg AA7 Erik Glasgow	L - B38 - AFF Q13 Jacci Duda	L - B68 - AFF AF2 Joanna Peng	L - B27 - Neg M9 Cheryl Gooch	0-6 131	86th
Corrina Wolfe	26.00	21.00	22.00	20.00	23.00	19.00	131.00	86th
B79 Mason	W - B78 - Neg AA6 Jacob Courtney	W - B35 - AFF E12 Jenn Walton	L - B76 - Neg Z7 Michael Zianni	W - B06 - AFF W6 Peter Paik	W - B04 - AFF AF13 Merissa Chiu	W - B63 - Neg I4 Rob Sills	5-1 162	4th
Myra Gupta	29.00	27.00	27.00	29.00	21.00	29.00	162.00	4th
B80 Sylvania Northview	W - B58 - Neg AH5 Amy Cedargren	W - B36 - AFF AF1 Christian Young	W - B63 - AFF AC1 Cody Oldham	L - B01 - Neg AF2 Joanna Peng	W - B30 - Neg A2 Xin Yu	W - B88 - AFF W2 Dario Tompkins	5-1 165	6th
Geeta Rao	28.00	27.00	28.00	28.00	28.00	26.00	165.00	6th
B82 Sylvania Northview	W - B86 - Neg AF1 Christian Young	W - B29 - AFF A7 Joe Sulak	W - B06 - Neg E17 Collen Lancz	L - B19 - AFF Q19 Bailey Sandin	L - B88 - Neg G1 Zuona Wang	W - B33 - AFF M11 Phil Klein	4-2 161	16th
Joon Kim	26.00	29.00	27.00	28.00	23.00	28.00	161.00	14th
B83 Sylvania Northview	L - B18 - Neg AC1 Cody Oldham	L - B46 - AFF AD2 Adrienne Rexroad	L - B08 - Neg AF4 Omar Gad	W - B27 - AFF U1 Sean Wheelock	W - B95 - AFF A10 Joaquin Soldevilla	L - B51 - Neg A2 Xin Yu	2-4 157	56th
Owen Cappellini	23.00	25.00	28.00	27.00	26.00	28.00	157.00	30th
B84 Sylvania Northview	L - B01 - Neg AF3 Paul Fisher	L - B30 - AFF AF16 Hunter Baehren	L - B58 - Neg AO16 Darren Stevens	W - B23 - AFF AF4 Omar Gad	L - B16 - Neg AJ2 Shannon Rote	L - B36 - AFF Y9 Eddie Duckworth	1-5 142	78th
Hrishikesh Saraiya	23.00	25.00	25.00	27.00	21.00	21.00	142.00	73rd
B85 Wooster	W - B38 - AFF AA7 Erik Glasgow	L - B88 - Neg AA5 Kirsten Rody	W - B30 - Neg Y3 Josh Grant	L - B21 - AFF AF8 Ron DeAmicis	W - B70 - AFF N2 Karly Pallante	L - B39 - Neg AF3 Paul Fisher	3-3 156	31st
Peter Gooch	28.00	26.00	28.00	28.00	26.00	20.00	156.00	20th
B86 Wooster	L - B82 - AFF AF1 Christian Young	L - B63 - Neg A10 Joaquin Soldevilla	W - B38 - Neg Q18 Jacob Schriener-Briggs	L - B37 - AFF AC3 Pooja Podugu	W - B77 - AFF O5 Nadeen Sarsour	W - B07 - Neg AD2 Adrienne Rexroad	3-3 153	42nd
Shiyuan Wang	25.00	21.00	28.00	27.00	25.00	27.00	153.00	37th
B88 Sylvania Southview	W - B43 - Neg AO16 Darren Stevens	W - B85 - AFF AA5 Kirsten Rody	W - B13 - AFF G2 Rebecca Bogard	L - B22 - Neg AA6 Jacob Courtney	W - B82 - AFF G1 Zuona Wang	L - B80 - Neg W2 Dario Tompkins	4-2 155	28th
Ismael Gad	25.00	28.00	25.00	27.00	25.00	25.00	155.00	52nd
B90 Perrysburg	L - B13 - AFF N8 Morgan Lloyd	L - B04 - Neg AD1 Brandon Kamaka	L - B95 - AFF Q7 CJ Blaney	L - B73 - Neg N4 Gene O'Dea	L - B23 - Neg AF1 Christian Young	L - B35 - AFF N5 Jen Gonda	0-6 136	85th
Yaseem Cheema	26.00	22.00	20.00	22.00	22.00	24.00	136.00	85th
B93 Wadsworth	L - B76 - Neg A11 Mark Floyd	L - B18 - AFF Q7 CJ Blaney	W - B34 - AFF US Adam Dane	W - B75 - Neg AG3 Will Oesterle	W - B43 - Neg AD1 Brandon Kamaka	L - B08 - AFF AF22 Abbey Flynn	3-3 139	53rd
Stephanie Herron	23.00	24.00	25.00	26.00	26.00	15.00	139.00	64th

**Sylvania Invitational
Lincoln Douglas Debate**

Competitor	Round 1	Round 2	Round 3	Round 4	Round 5	Round 6	Totals	Results
B94 Wadsworth	W - B17 - AFF M11 Phil Klein	L - B53 - Neg N8 Morgan Lloyd	W - B16 - Neg AD2 Adrienne Rexroad	W - B62 - AFF Q7 CJ Blaney	L - B74 - AFF E17 Colleen Lancz	L - B44 - Neg AF2 Joanna Peng	3-3 158	36th
Allison Hose	27.00	27.00	25.00	27.00	26.00	26.00	158.00	31st
B95 Sylvania Southview	L - B36 - Neg I4 Rob Sills	L - B26 - AFF AG3 Will Oesterle	W - B90 - Neg Q7 CJ Blaney	L - B30 - AFF E12 Jenn Walton	L - B83 - Neg A10 Joaquin Soldevilla	L - B72 - AFF AO16 Darren Stevens	1-5 139	80th
Alan Fong	24.00	24.00	22.00	22.00	24.00	23.00	139.00	77th

This tournament is being run using SpeechWire Tournament Services software - www.SpeechWire.com.
© 2004-2014 Ben Stewart - All Rights Reserved. SpeechWire version 4.19.005.

Sylvania Invitational Public Forum Debate

Competitor	Round 1	Round 2	Round 3	Round 4	Round 5	Round 6	Totals	Results
C01 Canfield	W - C66 - AFF AO4 Dan Hinchliffe	W - C22 - AFF AF13 Merissa Chiu	L - C18 - AFF AF12 Phil Mui	W - C57 - Neg A12 Sangita Mehta	L - C26 - AFF AD7 Ginger Jabour	W - C09 - AFF J5 Karen Swanger	4-2 166	19th
Maleck Saleh Stephen Gant	28.00	27.00	28.00	28.00	27.00	28.00		
C02 Canfield	W - C81 - Neg AB3 Alyssa Jeffers	W - C80 - Neg F5 Laura Kamp	W - C50 - Neg L3 Sam Halter	L - C18 - Neg G4 Bruce Harris	W - C79 - Neg E18 Alan Lancz	W - C26 - AFF AC3 Pooja Podugu	5-1 171	6th
Rayann Atway Julie Gemmel	28.00	29.00	29.00	29.00	28.00	28.00		
C03 Canfield	W - C87 - Neg AO5 Eden Boyd	W - C65 - Neg N5 Jen Gonda	L - C103 - Neg B7 Louise Kerr	W - C35 - Neg E2 Joann Gilson	L - C71 - Neg AF24 Jason Bury	L - C105 - Neg AF26 Mark Liber	3-3 157	46th
Kevin Min Kareem Soliman	27.00	23.00	25.00	28.00	26.00	28.00		
C04 Canfield	W - C98 - Neg AC4 Joe Fahmy	W - C54 - AFF E2 Joann Gilson	L - C38 - AFF E10 Ed Johnson	W - C76 - AFF U3 Alison Lazenby	W - C44 - AFF B7 Louise Kerr	L - C51 - AFF AF28 Steve Coder	4-2 168	13th
Will Brown Billy Quirk	28.00	25.00	28.00	29.00	29.00	29.00		
C05 Canfield	L - C33 - AFF E2 Joann Gilson	W - C51 - AFF AF18 Sam Woodburn	W - C30 - AFF AF17 Nadya Mirochnitchenko	L - C39 - AFF AC2 Karl Xia	W - C76 - AFF A9 Michael Meany	L - C80 - Neg A12 Sangita Mehta	3-3 157	55th
Sam Ranttila Jordan Evans-Kaplan	25.00	26.00	28.00	25.00	27.00	26.00		
C06 Canfield	W - C46 - Neg F5 Laura Kamp	L - C07 - AFF AF26 Mark Liber	L - C92 - Neg AL5 Jenn Atkins	W - C90 - AFF M11 Phil Klein	L - C73 - AFF U3 Alison Lazenby	L - C84 - AFF W5 Rachel Darling	2-4 157	64th
Jad Saleh Jacob Tomory	27.00	26.00	23.00	28.00	27.00	26.00		
C07 Gahanna Lincoln	L - C22 - AFF Y9 Eddie Duckworth	W - C06 - Neg AF26 Mark Liber	W - C79 - AFF AM7 Tom Goldthwait	L - C83 - Neg I4 Rob Sills	W - C91 - Neg AE2 Susan Schmidt	W - C73 - AFF AA6 Jacob Courtney	4-2 164	23rd
Kyle Clark Max Agranoff	25.00	27.00	28.00	28.00	28.00	28.00		
C08 Gahanna Lincoln	W - C56 - AFF AF16 Hunter Baehren	L - C102 - AFF A9 Michael Meany	L - C15 - AFF W5 Rachel Darling	W - C101 - Neg B7 Louise Kerr	L - C89 - Neg AC2 Karl Xia	W - C31 - Neg AF17 Nadya Mirochnitchenko	3-3 157	53rd
Skye Booth Jassy Da Silva	28.00	26.00	25.00	24.00	27.00	27.00		
C09 Poland Seminary	L - C21 - AFF AL5 Jenn Atkins	W - C105 - Neg W3 Humzah Quereshy	W - C90 - AFF A19 Alysia D'Amico	L - C77 - AFF A9 Michael Meany	W - C57 - Neg G10 Therese Martin	L - C01 - Neg J5 Karen Swanger	3-3 160	42nd
Colin Rody Kristen Thompson	25.00	27.00	28.00	26.00	27.00	27.00		
C10 Sylvania Southview	L - C89 - AFF A9 Michael Meany	L - C52 - AFF AC2 Karl Xia	L - C87 - AFF J5 Karen Swanger	L - C56 - Neg L3 Sam Halter	W - C93 - AFF AO4 Dan Hinchliffe	L - C29 - Neg AE2 Susan Schmidt	1-5 150	87th
Matthew Ki Michael Li	23.00	24.00	24.00	26.00	27.00	26.00		

Sylvania Invitational Public Forum Debate

Competitor	Round 1	Round 2	Round 3	Round 4	Round 5	Round 6	Totals	Results
C101 Centerville	L - C52 - AFF AO17 Cassie Elliott	W - C81 - AFF AO6 Anna Liebler	L - C51 - AFF N4 Gene O'Dea	L - C08 - AFF B7 Louise Kerr	L - C90 - AFF W5 Rachel Darling	L - C46 - Neg F8 Darrin Kost	1-5 150	89th
Nachiket Patineni	25.00	28.00	23.00	23.00	25.00	26.00		
C102 Mason	W - C31 - Neg Q2 Aly Saleh	W - C08 - Neg A9 Michael Meany	W - C74 - Neg W3 Humzah Quereshy	W - C44 - Neg AF12 Phil Mui	W - C19 - AFF AL4 Jennifer Atkins	L - C49 - AFF U5 Adam Dane	5-1 166.5	10th
Vineet Erasala Mohamed Elzarka	28.00	27.00	27.50	27.00	29.00	28.00		
C103 Mason	W - C95 - Neg I6 Sharon Talarczyk	W - C15 - AFF A12 Sangita Mehta	W - C03 - AFF B7 Louise Kerr	W - C34 - AFF AO5 Eden Boyd	L - C18 - AFF AF18 Sam Woodburn	W - C67 - Neg A9 Michael Meany	5-1 165	11th
Jaina Lane Becca Martin	28.00	26.00	28.00	29.00	26.00	28.00		
C104 Mason	W - C77 - Neg Q4 Heidi Saleh	W - C68 - AFF J1 Brendan Packert	W - C26 - AFF AC2 Karl Xia	L - C38 - AFF AO4 Dan Hinchliffe	W - C13 - AFF AF17 Nadya Mirochnitchenko	W - C34 - AFF W3 Humzah Quereshy	5-1 165	12th
Chris Brie Srinidhi Singuri	28.00	29.00	27.00	27.00	27.00	27.00		
C105 Mason	W - C29 - AFF AF17 Nadya Mirochnitchenko	L - C09 - AFF W3 Humzah Quereshy	W - C72 - AFF U3 Alison Lazenby	L - C82 - AFF Z7 Michael Zianni	W - C87 - AFF Q3 Kelly Ranttila	W - C03 - AFF AF26 Mark Liber	4-2 168	14th
Ann Yu Arjun Mathur	28.00	26.00	29.00	27.00	29.00	29.00		
C11 Poland Seminary	W - C94 - AFF AE1 Tamera Anich	L - C13 - AFF AC1 Cody Oldham	L - C76 - AFF AH11 Lindsay Watts	L - C97 - AFF AM7 Tom Goldthwait	W - C41 - AFF AF14 John Burchfield	L - C59 - AFF AJ2 Shannon Rote	2-4 157	67th
Noah Lee Justin Termanti	28.00	25.00	25.00	25.00	28.00	26.00		
C12 Poland Seminary	L - C59 - AFF N12 Michael Stash	L - C71 - Neg E14 Rebecca Zeitlow	W - C94 - Neg Q4 Heidi Saleh	L - C98 - AFF E10 Ed Johnson	L - C31 - Neg Q13 Jacci Duda	W - C32 - AFF A3 Anita Dash-Modi	2-4 151	81st
Zander Carbon Kylie Pfarr	25.00	27.00	25.00	24.00	25.00	25.00		
C13 Solon	L - C85 - Neg J1 Brendan Packert	W - C11 - Neg AC1 Cody Oldham	W - C37 - Neg A12 Sangita Mehta	W - C89 - AFF AH11 Lindsay Watts	L - C104 - Neg AF17 Nadya Mirochnitchenko	L - C70 - Neg AB3 Alyssa Jeffers	3-3 160	43rd
Ian Chan Lauren Finkenthal	26.00	27.00	28.00	28.00	25.00	26.00		
C14 Jackson H.S.	L - C19 - Neg AO6 Anna Liebler	L - C73 - Neg J5 Karen Swanger	L - C20 - Neg N5 Jen Gonda	W - C94 - AFF W5 Rachel Darling	W - C65 - AFF A12 Sangita Mehta	W - C43 - AFF U3 Alison Lazenby	3-3 157	54th
Matthew Cope Eric Rachita	26.00	25.00	27.00	26.00	27.00	26.00		
C15 Jackson H.S.	W - C68 - Neg Q3 Kelly Ranttila	L - C103 - Neg A12 Sangita Mehta	W - C08 - Neg W5 Rachel Darling	L - C70 - Neg E18 Alan Lancz	L - C98 - Neg AF26 Mark Liber	L - C22 - Neg AF24 Jason Bury	2-4 153	69th
Isaac Allison Jillian Eckroate	27.00	24.00	26.00	27.00	26.00	23.00		

Sylvania Invitational Public Forum Debate

Competitor	Round 1	Round 2	Round 3	Round 4	Round 5	Round 6	Totals	Results
C16 Mason	L - C57 - Neg U3 Alison Lazenby	L - C41 - AFF B7 Louise Kerr	W - C31 - AFF AF26 Mark Liber	L - C20 - Neg AC4 Joe Fahmy	L - C33 - AFF AM7 Tom Goldthwait	W - C60 - AFF AD7 Ginger Jabour	2-4 150	80th
Charlie Yu Sai Reddy	25.00	23.00	26.00	25.00	25.00	26.00		
C17 Highland	W - C47 - Neg W3 Humzah Quereshy	W - C87 - Neg AO4 Dan Hinchliffe	L - C27 - Neg F5 Laura Kamp	W - C42 - AFF AF26 Mark Liber	L - C48 - AFF AF28 Steve Coder	W - C85 - Neg AF18 Sam Woodburn	4-2 163	30th
Maddie Anich Elizabeth Schmidt	26.00	27.00	26.00	29.00	29.00	26.00		
C18 Hawken School	W - C91 - Neg W5 Rachel Darling	W - C69 - AFF AH5 Amy Cedargren	W - C01 - Neg AF12 Phil Mui	W - C02 - AFF G4 Bruce Harris	W - C103 - Neg AF18 Sam Woodburn	W - C38 - AFF Q4 Heidi Saleh	6-0 167	2nd
Zach Kirsch Sid Ahuja	26.00	26.00	29.00	30.00	27.00	29.00		
C19 Hawken School	W - C14 - AFF AO6 Anna Liebler	W - C98 - AFF U3 Alison Lazenby	W - C39 - AFF Y9 Eddie Duckworth	W - C67 - Neg Q3 Kelly Ranttila	L - C102 - Neg AL4 Jennifer Atkins	W - C52 - AFF U4 David Manor	5-1 172	3rd
Tim Perevozchikov Ron Lubarsky	29.00	29.00	28.00	30.00	28.00	28.00		
C20 Hawken School	L - C80 - Neg L3 Sam Halter	L - C35 - Neg Q18 Jacob Schriener-Briggs	W - C14 - AFF N5 Jen Gonda	W - C16 - AFF AC4 Joe Fahmy	W - C59 - AFF A19 Alysia D'Amico	L - C40 - AFF AF15 Keith Sparrow	3-3 152	60th
Ozan Aktay Eric Giesler	23.00	27.00	28.00	26.00	24.00	24.00		
C21 Hawken School	W - C09 - Neg AL5 Jenn Atkins	W - C79 - AFF Y1 Andrew Golden	W - C54 - Neg AB3 Alyssa Jeffers	W - C85 - Neg Y9 Eddie Duckworth	L - C38 - Neg N5 Jen Gonda	L - C48 - Neg AF14 John Burchfield	4-2 164	26th
Aman Nair Max Schachere	26.00	28.00	28.00	25.00	29.00	28.00		
C22 Hawken School	W - C07 - Neg Y9 Eddie Duckworth	L - C01 - Neg AF13 Merissa Chiu	L - C57 - Neg G3 Venkat Reddy	W - C47 - Neg AL4 Jennifer Atkins	L - C42 - AFF Q2 Aly Saleh	W - C15 - AFF AF24 Jason Bury	3-3 153	59th
Ammar Lone Ozan Ergungor	26.00	26.00	24.00	24.00	26.00	27.00		
C23 Sylvania Southview	L - C35 - Neg A12 Sangita Mehta	W - C57 - Neg I6 Sharon Talarczyk	L - C82 - Neg AO4 Dan Hinchliffe	W - C60 - Neg AH5 Amy Cedargren	W - C25 - AFF U4 David Manor	W - C86 - Neg E2 Joann Gilson	4-2 156	34th
Sevil Clifford Mohamed Meziane-Tani	25.00	27.00	26.00	25.00	26.00	27.00		
C24 Hawken School	W - C60 - AFF G3 Venkat Reddy	W - C31 - Neg N4 Gene O'Dea	L - C85 - Neg Y1 Andrew Golden	L - C49 - Neg AF17 Nadya Mirochnitchenko	W - C72 - AFF J5 Karen Swanger	W - C78 - Neg AO5 Eden Boyd	4-2 167	16th
Emily Hedlund Olivia Fried	27.00	29.00	27.00	26.00	29.00	29.00		
C25 Hawken School	L - C40 - Neg Z7 Michael Zianni	W - C55 - Neg E10 Ed Johnson	W - C95 - Neg M7 Anne Nurse	L - C50 - Neg E17 Collen Lancz	L - C23 - Neg U4 David Manor	L - C72 - Neg AA5 Kirsten Rody	2-4 156	65th
Kareem Danan Josef Horwath	27.00	28.00	27.00	26.00	24.00	24.00		

Sylvania Invitational Public Forum Debate

Competitor	Round 1	Round 2	Round 3	Round 4	Round 5	Round 6	Totals	Results
C26 Hawken School	W - C88 - Neg B7 Louise Kerr	W - C32 - Neg M11 Phil Klein	L - C104 - Neg AC2 Karl Xia	W - C74 - Neg J1 Brendan Packert	W - C01 - Neg AD7 Ginger Jabour	L - C02 - Neg AC3 Pooja Podugu	4-2 162	28th
James Swingos Devesh Modi	27.00	27.00	26.00	27.00	28.00	27.00		
C27 Louisville	W - C76 - AFF AG3 Will Oesterle	W - C36 - AFF Q3 Kelly Ranttila	W - C17 - AFF F5 Laura Kamp	W - C48 - AFF E14 Rebecca Zeitlow	L - C49 - AFF AF12 Phil Mui	L - C71 - AFF AI9 Alysia D'Amico	4-2 167	17th
Anna Wade Sierra Jackson	28.00	27.00	27.00	29.00	27.00	29.00		
C28 North Canton Hoover	L - C38 - Neg AA5 Kirsten Rody	W - C94 - Neg AC4 Joe Fahmy	L - C89 - Neg AF18 Sam Woodburn	L - C73 - Neg Q4 Heidi Saleh	W - C56 - Neg J1 Brendan Packert	L - C54 - Neg Q18 Jacob Schriener-Briggs	2-4 151	79th
Savanah Biss AJ Manello	23.00	25.00	24.00	25.00	27.00	27.00		
C29 North Canton Hoover	L - C105 - Neg AF17 Nadya Mirochnitchenko	L - C67 - Neg E18 Alan Lancz	L - C97 - AFF AO6 Anna Liebler	L - C80 - Neg I6 Sharon Talarczyk	W - C94 - AFF Z6 Randy Howell	W - C10 - AFF AE2 Susan Schmidt	2-4 155	71st
Noah Sutter Tommy Stopak	24.00	26.00	24.00	27.00	26.00	28.00		
C30 Austintown-Fitch	L - C34 - AFF Z6 Randy Howell	W - C63 - Neg Q4 Heidi Saleh	L - C05 - Neg AF17 Nadya Mirochnitchenko	W - C65 - Neg AB3 Alyssa Jeffers	L - C92 - Neg A3 Anita Dash-Modi	L - C47 - Neg AF9 Dylan Byers	2-4 159	63rd
Jason Long Lauren Good	27.00	27.00	27.00	27.00	27.00	24.00		
C31 Austintown-Fitch	L - C102 - AFF Q2 Aly Saleh	L - C24 - AFF N4 Gene O'Dea	L - C16 - Neg AF26 Mark Liber	W - C81 - AFF AH2 Jon Reisig	W - C12 - AFF Q13 Jacci Duda	L - C08 - AFF AF17 Nadya Mirochnitchenko	2-4 151.5	76th
Ryan Gavolier Rebecca Kielbasa	27.00	26.00	25.00	22.50	27.00	24.00		
C32 Middletown	L - C82 - Neg E10 Ed Johnson	L - C26 - AFF M11 Phil Klein	W - C55 - Neg A9 Michael Meany	L - C72 - AFF S7 Jim Kellams	L - C69 - Neg AA6 Jacob Courtney	L - C12 - Neg A3 Anita Dash-Modi	1-5 147	90th
Tre'von Mathews Kiana Hughley	25.00	23.00	25.00	24.00	26.00	24.00		
C33 Middletown	W - C05 - Neg E2 Joann Gilson	L - C92 - Neg AI9 Alysia D'Amico	L - C70 - Neg G4 Bruce Harris	L - C84 - Neg A3 Anita Dash-Modi	W - C16 - Neg AM7 Tom Goldthwait	L - C76 - Neg AC2 Karl Xia	2-4 151	78th
Shelby Swanger Irene Smith	26.00	24.00	26.00	24.00	26.00	25.00		
C34 Princeton	W - C30 - Neg Z6 Randy Howell	W - C56 - Neg G3 Venkat Reddy	W - C52 - Neg AF24 Jason Bury	L - C103 - Neg AO5 Eden Boyd	W - C77 - Neg E14 Rebecca Zeitlow	L - C104 - Neg W3 Humzah Quereshy	4-2 164	25th
Thomas Hayworth Mark Mendoza	28.00	26.00	28.00	28.00	28.00	26.00		
C35 Beavercreek	W - C23 - AFF A12 Sangita Mehta	W - C20 - AFF Q18 Jacob Schriener-Briggs	L - C49 - AFF AC4 Joe Fahmy	L - C03 - AFF E2 Joann Gilson	W - C95 - AFF W3 Humzah Quereshy	W - C92 - Neg AM7 Tom Goldthwait	4-2 168	15th
Andrew Thompson Darin Soat	28.00	28.00	28.00	27.00	28.00	29.00		

Sylvania Invitational Public Forum Debate

Competitor	Round 1	Round 2	Round 3	Round 4	Round 5	Round 6	Totals	Results
C36 Beavercreek	L - C37 - AFF A19 Alysia D'Amico	L - C27 - Neg Q3 Kelly Ranttila	L - C60 - AFF E18 Alan Lancz	L - C55 - Neg F5 Laura Kamp	L - C88 - Neg AF9 Dylan Byers	L - C94 - AFF I6 Sharon Talarczyk	0-6 145	95th
Will Wilson Andrew Barcus	22.00	25.00	24.00	24.00	23.00	27.00		
C37 Canton McKinley	W - C36 - Neg A19 Alysia D'Amico	L - C91 - Neg Q2 Aly Saleh	L - C13 - AFF A12 Sangita Mehta	W - C54 - Neg J5 Karen Swanger	L - C86 - AFF I6 Sharon Talarczyk	L - C79 - Neg B7 Louise Kerr	2-4 154	77th
Savannah Bowman Jordyn Hutchison	23.00	23.00	27.00	29.00	27.00	25.00		
C38 Centerville	W - C28 - AFF AA5 Kirsten Rody	W - C43 - Neg AB3 Alyssa Jeffers	W - C04 - Neg E10 Ed Johnson	W - C104 - Neg AO4 Dan Hinchliffe	W - C21 - AFF N5 Jen Gonda	L - C18 - Neg Q4 Heidi Saleh	5-1 171	4th
Surya Bahubalendruni Puneet Modgil	27.00	28.00	29.00	29.00	30.00	28.00		
C39 Cardinal-Mooney	W - C55 - Neg AM7 Tom Goldthwait	W - C83 - AFF AJ2 Shannon Rote	L - C19 - Neg Y9 Eddie Duckworth	W - C05 - Neg AC2 Karl Xia	L - C67 - AFF AA7 Erik Glasgow	L - C98 - AFF J1 Brendan Packert	3-3 163	37th
Sheila Christopher Lily Appugliese	28.00	28.00	27.00	27.00	28.00	25.00		
C40 Cardinal-Mooney	W - C25 - AFF Z7 Michael Zianni	W - C60 - AFF AO5 Eden Boyd	L - C67 - AFF S7 Jim Kellams	W - C92 - AFF M7 Anne Nurse	L - C50 - AFF G9 Vito Peraino	W - C20 - Neg AF15 Keith Sparrow	4-2 167	22nd
Vince Vostatek Caroline Driscoll	28.00	29.00	27.00	28.00	28.00	27.00		
C41 Cardinal-Mooney	L - C72 - AFF AC2 Karl Xia	W - C16 - Neg B7 Louise Kerr	L - C83 - AFF M11 Phil Klein	L - C78 - Neg AF18 Sam Woodburn	L - C11 - Neg AF14 John Burchfield	L - C88 - AFF AO4 Dan Hinchliffe	1-5 155	85th
Gwendolyn Sieman Marta Hergenrother	25.00	25.00	27.00	25.00	27.00	26.00		
C42 Cardinal-Mooney	L - C44 - Neg AF15 Keith Sparrow	W - C78 - Neg L3 Sam Halter	W - C47 - Neg A3 Anita Dash-Modi	L - C17 - Neg AF26 Mark Liber	W - C22 - Neg Q2 Aly Saleh	L - C74 - AFF AF23 Michael Clifford	3-3 162	38th
James Haddad Alex Ugolini	26.00	29.00	28.00	27.00	28.00	24.00		
C43 Cardinal-Mooney	L - C49 - AFF AJ2 Shannon Rote	L - C38 - AFF AB3 Alyssa Jeffers	W - C88 - Neg AO17 Cassie Elliott	L - C66 - Neg AO6 Anna Liebler	W - C68 - AFF U5 Adam Dane	L - C14 - Neg U3 Alison Lazenby	2-4 154	75th
Joan Reardon Grace Haddad	26.00	25.00	25.00	26.00	27.00	25.00		
C44 Notre Dame Academy	W - C42 - AFF AF15 Keith Sparrow	W - C72 - AFF AH2 Jon Reising	W - C59 - AFF AE1 Tamera Anich	L - C102 - AFF AF12 Phil Mui	L - C04 - Neg B7 Louise Kerr	L - C77 - Neg M7 Anne Nurse	3-3 163	41st
Stephanie Lancz Calla Gilson	26.00	28.00	29.00	26.00	28.00	26.00		
C46 Notre Dame Academy	L - C06 - AFF F5 Laura Kamp	L - C85 - Neg AF17 Nadya Mirochnitchenko	L - C63 - AFF J1 Brendan Packert	W - C88 - AFF AE1 Tamera Anich	L - C47 - AFF Q4 Heidi Saleh	W - C101 - AFF F8 Darrin Kost	2-4 152	74th
Emma Van Winkle Olivia Weinberg	26.00	26.00	22.00	26.00	25.00	27.00		

Sylvania Invitational Public Forum Debate

Competitor	Round 1	Round 2	Round 3	Round 4	Round 5	Round 6	Totals	Results
C47 Wauseon	L - C17 - AFF W3 Humzah Quereshy	W - C88 - Neg W5 Rachel Darling	L - C42 - AFF A3 Anita Dash-Modi	L - C22 - AFF AL4 Jennifer Atkins	W - C46 - Neg Q4 Heidi Saleh	W - C30 - AFF AF9 Dylan Byers	3-3 150	62nd
Justin Mourguet Derrick Kamp	24.00	25.00	27.00	23.00	26.00	25.00		
C48 University School	W - C65 - AFF A3 Anita Dash-Modi	W - C89 - AFF AM7 Tom Goldthwait	W - C71 - Neg Q3 Kelly Ranttila	L - C27 - Neg E14 Rebecca Zeitlow	W - C17 - Neg AF28 Steve Coder	W - C21 - AFF AF14 John Burchfield	5-1 172	5th
Sam Weitzman Ben Wesorick	28.00	28.00	29.00	28.00	30.00	29.00		
C49 University School	W - C43 - Neg AJ2 Shannon Rote	W - C97 - AFF Z6 Randy Howell	W - C35 - Neg AC4 Joe Fahmy	W - C24 - AFF AF17 Nadya Mirochnitchenko	W - C27 - Neg AF12 Phil Mui	W - C102 - Neg U5 Adam Dane	6-0 170	1st
Aidan Brandt Armin Ameri	28.00	29.00	29.00	27.00	28.00	29.00		
C50 University School	W - C84 - Neg AF18 Sam Woodburn	W - C99 - AFF Y3 Josh Grant	L - C02 - AFF L3 Sam Halter	W - C25 - AFF E17 Collen Lancz	W - C40 - Neg G9 Vito Peraino	W - C83 - Neg G10 Therese Martin	5-1 166	8th
Will Taber John Mino	26.00	28.00	28.00	27.00	29.00	28.00		
C51 University School	W - C73 - Neg AF13 Merissa Chiu	L - C05 - Neg AF18 Sam Woodburn	W - C101 - Neg N4 Gene O'Dea	W - C59 - AFF G3 Venkat Reddy	W - C70 - AFF AF23 Michael Clifford	W - C04 - Neg AF28 Steve Coder	5-1 166	9th
Carter Weinberg Chris Raguz	27.00	25.00	29.00	28.00	27.00	30.00		
C52 University School	W - C101 - Neg AO17 Cassie Elliott	W - C10 - Neg AC2 Karl Xia	L - C34 - AFF AF24 Jason Bury	W - C86 - AFF AF16 Hunter Baehren	W - C85 - Neg AF15 Keith Sparrow	L - C19 - Neg U4 David Manor	4-2 162	31st
Will Frankel Omer Ashruf	27.00	27.00	25.00	29.00	27.00	27.00		
C54 Massillon Perry	W - C97 - AFF M7 Anne Nurse	L - C04 - Neg E2 Joann Gilson	L - C21 - AFF AB3 Alyssa Jeffers	L - C37 - AFF J5 Karen Swanger	W - C63 - Neg Z7 Michael Zianni	W - C28 - AFF Q18 Jacob Schriener-Briggs	3-3 163	36th
Alexis Frantum Megan Gallagher	28.00	24.00	28.00	28.00	27.00	28.00		
C55 Massillon Perry	L - C39 - AFF AM7 Tom Goldthwait	L - C25 - AFF E10 Ed Johnson	L - C32 - AFF A9 Michael Meany	W - C36 - AFF F5 Laura Kamp	W - C60 - AFF M7 Anne Nurse	W - C91 - Neg Q13 Jacci Duda	3-3 157	49th
Destany Knutty Kelly Dremann	25.00	27.00	24.00	27.00	27.00	27.00		
C56 Massillon Perry	L - C08 - Neg AF16 Hunter Baehren	L - C34 - AFF G3 Venkat Reddy	L - C77 - Neg AH2 Jon Reisig	W - C10 - AFF L3 Sam Halter	L - C28 - AFF J1 Brendan Packert	W - C65 - Neg AL4 Jennifer Atkins	2-4 155	73rd
Jesse Nodo Jessie Williams	26.00	24.00	25.00	28.00	25.00	27.00		
C57 Massillon Perry	W - C16 - AFF U3 Alison Lazenby	L - C23 - AFF I6 Sharon Talarczyk	W - C22 - AFF G3 Venkat Reddy	L - C01 - AFF A12 Sangita Mehta	L - C09 - AFF G10 Therese Martin	L - C66 - AFF Q3 Kelly Ranttila	2-4 155	70th
Annelesia Brand Curstynn Marks	26.00	26.00	25.00	27.00	25.00	26.00		

Sylvania Invitational Public Forum Debate

Competitor	Round 1	Round 2	Round 3	Round 4	Round 5	Round 6	Totals	Results
C59 St. John's Jesuit High School	W - C12 - Neg N12 Michael Stash	W - C84 - Neg G4 Bruce Harris	L - C44 - Neg AE1 Tamera Anich	L - C51 - Neg G3 Venkat Reddy	L - C20 - Neg AI9 Alysia D'Amico	W - C11 - Neg AJ2 Shannon Rote	3-3 156	51st
Ben Padanilam Kent Chavonec	27.00	25.00	28.00	26.00	23.00	27.00		
C60 St. John's Jesuit High School	L - C24 - Neg G3 Venkat Reddy	L - C40 - Neg AO5 Eden Boyd	W - C36 - Neg E18 Alan Lancz	L - C23 - AFF AH5 Amy Cedargren	L - C55 - Neg M7 Anne Nurse	L - C16 - Neg AD7 Ginger Jabour	1-5 150	86th
Alex Lazenby Haris Ahmad	24.00	25.00	26.00	24.00	26.00	25.00		
C63 St. John's Jesuit High School	L - C71 - Neg N4 Gene O'Dea	L - C30 - AFF Q4 Heidi Saleh	W - C46 - Neg J1 Brendan Packert	L - C79 - Neg W3 Humzah Quereshy	L - C54 - AFF Z7 Michael Zianni	L - C99 - AFF G9 Vito Peraino	1-5 140	94th
Marino Markho Milano Markho	25.00	24.00	23.00	22.00	25.00	21.00		
C65 St. John's Jesuit High School	L - C48 - Neg A3 Anita Dash-Modi	L - C03 - AFF N5 Jen Gonda	W - C81 - AFF AH5 Amy Cedargren	L - C30 - AFF AB3 Alyssa Jeffers	L - C14 - Neg A12 Sangita Mehta	L - C56 - AFF AL4 Jennifer Atkins	1-5 148	88th
Fuad Abbas Vamsi Chodisetty	24.00	22.00	24.00	26.00	26.00	26.00		
C66 Oakwood	L - C01 - Neg AO4 Dan Hinchliffe	L - C74 - AFF M7 Anne Nurse	W - C99 - AFF AO5 Eden Boyd	W - C43 - AFF AO6 Anna Liebler	L - C78 - AFF Y3 Josh Grant	W - C57 - Neg Q3 Kelly Ranttila	3-3 158	48th
David Sills Anna Kegelmeyer	25.00	26.00	27.00	27.00	26.00	27.00		
C67 Oakwood	W - C78 - AFF AF26 Mark Liber	W - C29 - AFF E18 Alan Lancz	W - C40 - Neg S7 Jim Kellams	L - C19 - AFF Q3 Kelly Ranttila	W - C39 - Neg AA7 Erik Glasgow	L - C103 - AFF A9 Michael Meany	4-2 168	18th
Michelle Shampton Ryan Talarczyk	27.00	27.00	28.00	29.00	30.00	27.00		
C68 Maumee H.S.	L - C15 - AFF Q3 Kelly Ranttila	L - C104 - Neg J1 Brendan Packert	L - C84 - Neg I4 Rob Sills	W - C99 - Neg AA7 Erik Glasgow	L - C43 - Neg U5 Adam Dane	W - C95 - AFF AC4 Joe Fahmy	2-4 152	82nd
Karmann Ludwig Sophia Sokoloski	24.00	24.00	25.00	28.00	26.00	25.00		
C69 Sylvania Northview	L - C86 - Neg AF12 Phil Mui	L - C18 - Neg AH5 Amy Cedargren	L - C78 - Neg I6 Sharon Talarczyk	W - C93 - Neg N5 Jen Gonda	W - C32 - AFF AA6 Jacob Courtney	W - C87 - AFF E14 Rebecca Zeitlow	3-3 156	56th
Nazihah Bhati David Henry	26.00	24.00	27.00	25.00	28.00	26.00		
C70 Wooster	L - C83 - AFF J5 Karen Swanger	W - C86 - AFF AE1 Tamera Anich	W - C33 - AFF G4 Bruce Harris	W - C15 - AFF E18 Alan Lancz	L - C51 - Neg AF23 Michael Clifford	W - C13 - AFF AB3 Alyssa Jeffers	4-2 165	27th
Patrick Carmel Eric Belcik	26.00	29.00	28.00	28.00	26.00	28.00		
C71 Wooster	W - C63 - AFF N4 Gene O'Dea	W - C12 - AFF E14 Rebecca Zeitlow	L - C48 - AFF Q3 Kelly Ranttila	W - C91 - Neg Z6 Randy Howell	W - C03 - AFF AF24 Jason Bury	W - C27 - Neg AI9 Alysia D'Amico	5-1 171	7th
Han Mahle Kenny Kalikasingh	29.00	29.00	28.00	28.00	27.00	30.00		

Sylvania Invitational Public Forum Debate

Competitor	Round 1	Round 2	Round 3	Round 4	Round 5	Round 6	Totals	Results
C72 Wooster	W - C41 - Neg AC2 Karl Xia	L - C44 - Neg AH2 Jon Reisig	L - C105 - Neg U3 Alison Lazenby	W - C32 - Neg S7 Jim Kellams	L - C24 - Neg J5 Karen Swanger	W - C25 - AFF AA5 Kirsten Rody	3-3 154	61st
Marguerite Shaya Ella Hayward-Lara	26.00	25.00	28.00	25.00	25.00	25.00		
C73 Wooster	L - C51 - AFF AF13 Merissa Chiu	W - C14 - AFF J5 Karen Swanger	L - C91 - Neg N12 Michael Stash	W - C28 - AFF Q4 Heidi Saleh	W - C06 - Neg U3 Alison Lazenby	L - C07 - Neg AA6 Jacob Courtney	3-3 162	44th
Nick Kardulias Alexander Thompson	26.00	27.00	28.00	26.00	29.00	26.00		
C74 Liberty H.S.	W - C92 - Neg G4 Bruce Harris	W - C66 - Neg M7 Anne Nurse	L - C102 - AFF W3 Humzah Quereshey	L - C26 - AFF J1 Brendan Packert	W - C97 - AFF AO5 Eden Boyd	W - C42 - Neg AF23 Michael Clifford	4-2 157	32nd
Ahmad Amireh Jihad Esmail	26.00	27.00	27.00	24.00	27.00	26.00		
C76 Liberty H.S.	L - C27 - Neg AG3 Will Oesterle	W - C82 - Neg AL5 Jenn Atkins	W - C11 - Neg AH11 Lindsay Watts	L - C04 - Neg U3 Alison Lazenby	L - C05 - Neg A9 Michael Meany	W - C33 - AFF AC2 Karl Xia	3-3 158	52nd
Allison Beckinger Michael Nautle	25.00	26.00	27.00	28.00	26.00	26.00		
C77 Perrysburg	L - C104 - AFF Q4 Heidi Saleh	W - C90 - AFF S7 Jim Kellams	W - C56 - AFF AH2 Jon Reisig	W - C09 - Neg A9 Michael Meany	L - C34 - AFF E14 Rebecca Zeitlow	W - C44 - AFF M7 Anne Nurse	4-2 161	29th
Henry Yang Alex Katko	27.00	27.00	26.00	27.00	27.00	27.00		
C78 Perrysburg	L - C67 - Neg AF26 Mark Liber	L - C42 - AFF L3 Sam Halter	W - C69 - AFF I6 Sharon Talarczyk	W - C41 - AFF AF18 Sam Woodburn	W - C66 - Neg Y3 Josh Grant	L - C24 - AFF AO5 Eden Boyd	3-3 161	40th
Alex Leong Andrew Atkins	26.00	24.00	28.00	27.00	28.00	28.00		
C79 Perrysburg	W - C99 - AFF E14 Rebecca Zeitlow	L - C21 - Neg Y1 Andrew Golden	L - C07 - Neg AM7 Tom Goldthwait	W - C63 - AFF W3 Humzah Quereshey	L - C02 - AFF E18 Alan Lancz	W - C37 - AFF B7 Louise Kerr	3-3 157	47th
Huan Liang Alex Miller	27.00	26.00	27.00	24.00	26.00	27.00		
C80 GlenOak	W - C20 - AFF L3 Sam Halter	L - C02 - AFF F5 Laura Kamp	L - C86 - AFF E14 Rebecca Zeitlow	W - C29 - AFF I6 Sharon Talarczyk	W - C84 - Neg AB3 Alyssa Jeffers	W - C05 - AFF A12 Sangita Mehta	4-2 167	21st
Malcolm Guy IV Megan Lee	29.00	28.00	27.00	28.00	28.00	27.00		
C81 Sylvania Southview	L - C02 - AFF AB3 Alyssa Jeffers	L - C101 - Neg AO6 Anna Liebler	L - C65 - Neg AH5 Amy Cedargren	L - C31 - Neg AH2 Jon Reisig	L - C99 - AFF E2 Joann Gilson	L - C93 - AFF E18 Alan Lancz	0-6 140	96th
Tony Liu Jimmy McHugh	23.00	25.00	23.00	21.00	24.00	24.00		
C82 GlenOak	W - C32 - AFF E10 Ed Johnson	L - C76 - AFF AL5 Jenn Atkins	W - C23 - AFF AO4 Dan Hinchliffe	W - C105 - Neg Z7 Michael Zianni	L - C83 - AFF Q18 Jacob Schriener-Briggs	L - C89 - Neg AG3 Will Oesterle	3-3 161	39th
Kyla Simon Nicholas Golina	28.00	24.00	27.00	28.00	27.00	27.00		

Sylvania Invitational Public Forum Debate

Competitor	Round 1	Round 2	Round 3	Round 4	Round 5	Round 6	Totals	Results
C83 Sylvania Southview	W - C70 - Neg J5 Karen Swanger	L - C39 - Neg AJ2 Shannon Rote	W - C41 - Neg M11 Phil Klein	W - C07 - AFF I4 Rob Sills	W - C82 - Neg Q18 Jacob Schriener-Briggs	L - C50 - AFF G10 Therese Martin	4-2 165	20th
Shaleen Goel Michael Burchfield	28.00	25.00	28.00	29.00	28.00	27.00		
C84 Massillon Perry	L - C50 - AFF AF18 Sam Woodburn	L - C59 - AFF G4 Bruce Harris	W - C68 - AFF I4 Rob Sills	W - C33 - AFF A3 Anita Dash-Modi	L - C80 - AFF AB3 Alyssa Jeffers	W - C06 - Neg W5 Rachel Darling	3-3 154	58th
Maguire Tausch Nick Thompson	25.00	24.00	26.00	25.00	27.00	27.00		
C85 Centerville	W - C13 - AFF J1 Brendan Packert	W - C46 - AFF AF17 Nadya Mirochnitchenko	W - C24 - AFF Y1 Andrew Golden	L - C21 - AFF Y9 Eddie Duckworth	L - C52 - AFF AF15 Keith Sparrow	L - C17 - AFF AF18 Sam Woodburn	3-3 159	45th
Sayed Siddiqi amir soleimenpour	28.00	29.00	28.00	24.00	25.00	25.00		
C86 Centerville	W - C69 - AFF AF12 Phil Mui	L - C70 - Neg AE1 Tamera Anich	W - C80 - Neg E14 Rebecca Zeitlow	L - C52 - Neg AF16 Hunter Baehren	W - C37 - Neg I6 Sharon Talarczyk	L - C23 - AFF E2 Joann Gilson	3-3 164	35th
Anthony Fasano austin Edsall	27.00	28.00	28.00	28.00	28.00	25.00		
C87 Centerville	L - C03 - AFF AO5 Eden Boyd	L - C17 - AFF AO4 Dan Hinchliffe	W - C10 - Neg J5 Karen Swanger	W - C95 - Neg A19 Alysia D'Amico	L - C105 - Neg Q3 Kelly Ranttila	L - C69 - Neg E14 Rebecca Zeitlow	2-4 152	72nd
Akshar Kathula Kirtan Chokshi	25.00	26.00	27.00	22.00	27.00	25.00		
C88 Centerville	L - C26 - AFF B7 Louise Kerr	L - C47 - AFF W5 Rachel Darling	L - C43 - AFF AO17 Cassie Elliott	L - C46 - Neg AE1 Tamera Anich	W - C36 - AFF AF9 Dylan Byers	W - C41 - Neg AO4 Dan Hinchliffe	2-4 146	84th
Megha Gupta Isa Valez	22.00	24.00	24.00	24.00	25.00	27.00		
C89 Wadsworth	W - C10 - Neg A9 Michael Meany	L - C48 - Neg AM7 Tom Goldthwait	W - C28 - AFF AF18 Sam Woodburn	L - C13 - Neg AH11 Lindsay Watts	W - C08 - AFF AC2 Karl Xia	W - C82 - AFF AG3 Will Oesterle	4-2 165	24th
Ryan Moore Matthew Depero	29.00	27.00	25.00	27.00	28.00	29.00		
C90 Wadsworth	W - C93 - AFF AF27 Alex Clarkson	L - C77 - Neg S7 Jim Kellams	L - C09 - Neg A19 Alysia D'Amico	L - C06 - Neg M11 Phil Klein	W - C101 - Neg W5 Rachel Darling	W - C97 - AFF AA7 Erik Glasgow	3-3 156	57th
Brooke Leonard Madelyn Mann	25.00	26.00	26.00	27.00	26.00	26.00		
C91 Sylvania Southview	L - C18 - AFF W5 Rachel Darling	W - C37 - AFF Q2 Aly Saleh	W - C73 - AFF N12 Michael Stash	L - C71 - AFF Z6 Randy Howell	L - C07 - AFF AE2 Susan Schmidt	L - C55 - AFF Q13 Jacci Duda	2-4 157	68th
Francis Mok Julian Liber	24.00	24.00	30.00	26.00	27.00	26.00		
C92 Sylvania Southview	L - C74 - AFF G4 Bruce Harris	W - C33 - AFF A19 Alysia D'Amico	W - C06 - AFF AL5 Jenn Atkins	L - C40 - Neg M7 Anne Nurse	W - C30 - AFF A3 Anita Dash-Modi	L - C35 - AFF AM7 Tom Goldthwait	3-3 158	50th
Samantha Huhn Alex Estrel	25.00	26.00	25.00	27.00	28.00	27.00		

Sylvania Invitational Public Forum Debate

Competitor	Round 1	Round 2	Round 3	Round 4	Round 5	Round 6	Totals	Results
C93 Princeton	L - C90 - Neg AF27 Alex Clarkson	L - C95 - AFF A3 Anita Dash-Modi	L - C98 - AFF E2 Joann Gilson	L - C69 - AFF N5 Jen Gonda	L - C10 - Neg AO4 Dan Hinchliffe	W - C81 - Neg E18 Alan Lancz	1-5 145	93rd
Taylor Roberts Geramy Knight	23.00	24.00	24.00	24.00	25.00	25.00		
C94 Sylvania Southview	L - C11 - Neg AE1 Tamera Anich	L - C28 - AFF AC4 Joe Fahmy	L - C12 - AFF Q4 Heidi Saleh	L - C14 - Neg W5 Rachel Darling	L - C29 - Neg Z6 Randy Howell	W - C36 - Neg I6 Sharon Talarczyk	1-5 150	92nd
Allyson Nguyen Lizzie Potter	26.00	24.00	24.00	24.00	24.00	28.00		
C95 Sylvania Southview	L - C103 - AFF I6 Sharon Talarczyk	W - C93 - Neg A3 Anita Dash-Modi	L - C25 - AFF M7 Anne Nurse	L - C87 - AFF A19 Alysia D'Amico	L - C35 - Neg W3 Humzah Quereshy	L - C68 - Neg AC4 Joe Fahmy	1-5 145	91st
Katie Chung Ford Westjohn	25.00	26.00	25.00	21.00	24.00	24.00		
C97 Notre Dame Academy	L - C54 - Neg M7 Anne Nurse	L - C49 - Neg Z6 Randy Howell	W - C29 - Neg AO6 Anna Liebler	W - C11 - Neg AM7 Tom Goldthwait	L - C74 - Neg AO5 Eden Boyd	L - C90 - Neg AA7 Erik Glasgow	2-4 155	66th
Diypriye Ngo Alice Koeninger	26.00	26.00	27.00	26.00	26.00	24.00		
C98 Mason	L - C04 - AFF AC4 Joe Fahmy	L - C19 - Neg U3 Alison Lazenby	W - C93 - Neg E2 Joann Gilson	W - C12 - Neg E10 Ed Johnson	W - C15 - AFF AF26 Mark Liber	W - C39 - Neg J1 Brendan Packert	4-2 159	33rd
Dominick Peraino Sean Reid	26.00	27.00	26.00	26.00	27.00	27.00		
C99 Middletown	L - C79 - Neg E14 Rebecca Zeitlow	L - C50 - Neg Y3 Josh Grant	L - C66 - Neg AO5 Eden Boyd	L - C68 - AFF AA7 Erik Glasgow	W - C81 - Neg E2 Joann Gilson	W - C63 - Neg G9 Vito Peraino	2-4 147	83rd
Megan Boltz Taylor Reedy	26.00	21.00	25.00	27.00	26.00	22.00		

**Sylvania Invitational
Dramatic Interpretation
Elimination round results**

Final round

Code	Name	Team	M3	Z4	AB1	AI4	L7	Rank total	Judges pref.	Recips	1s	1s and 2s	Spkr. points	Place
516	London Christian	Solon	1 (98)	5 (95)	2 (96)	1 (99)	2 (94)	11		3.20	2	4	482	1
517	Simone Anderson	Solon	3 (96)	2 (98)	1 (97)	5 (94)	4 (89)	15		2.28	1	2	474	2
533	Aaron Dalton	Beavercreek	6 (92)	1 (99)	3 (94)	6 (93)	1 (95)	17		2.67	2	2	473	3
519	Dominic Martello	Jackson H.S.	2 (97)	4 (96)	6 (90)	4 (96)	3 (90)	19		1.50	0	1	469	4
564	Melissa Frydman	Oakwood	4 (95)	3 (97)	4 (92)	3 (97)	6 (87)	20		1.33	0	0	468	5
501	Emily Damelio	Canfield	5 (94)	6 (94)	5 (91)	2 (98)	5 (88)	23		1.27	0	1	465	6

Semifinal round

Code	Name	Team	AF5	AM1	V3	Rank total	Judges pref.	Recips	1s	1s and 2s	Spkr. points	Place
533	Aaron Dalton	Beavercreek	1 (99)	1 (100)	2 (99)	4		2.50	2	3	298	1
564	Melissa Frydman	Oakwood	3 (97)	2 (99)	1 (100)	6		1.83	1	2	296	2
516	London Christian	Solon	2 (98)	4 (97)	4 (97)	10		1.00	0	1	292	3
580	Jesse Devine	GlenOak	7 (93)	3 (98)	5 (96)	15		0.68	0	0	287	4
535	Hannah Montgomery	Canton McKinley	6 (94)	6 (94)	3 (98)	15		0.67	0	0	286	5
568	Matt Friedhoff	Wooster	4 (96)	5 (96)	6 (95)	15		0.62	0	0	287	6
520	Kristen Piciacchia	Jackson H.S.	5 (95)	7 (93)	7 (94)	19		0.49	0	0	282	7

Semifinal round

Code	Name	Team	Z8	N11	L6	Rank total	Judges pref.	Recips	1s	1s and 2s	Spkr. points	Place
517	Simone Anderson	Solon	1 (99)	3 (94)	1 (98)	5		2.33	2	2	291	1
519	Dominic Martello	Jackson H.S.	3 (97)	1 (99)	2 (97)	6		1.83	1	2	293	2
501	Emily Damelio	Canfield	4 (95)	2 (96)	3 (95)	9		1.08	0	1	286	3
522	Jennifer Hoffmann	Centerville	2 (98)	5 (90)	6 (90)	13		0.87	0	1	278	4
583	Olivia Pickard	Wadsworth	5 (94)	4 (93)	5 (93)	14		0.65	0	0	280	5
528	My'kaylah Pearson	Austintown-Fitch	7 (90)	7 (85)	4 (94)	18		0.54	0	0	269	6
509	Emily Martin	South Range	6 (92)	6 (88)	7 (85)	19		0.48	0	0	265	7

**Sylvania Invitational
Duo Interpretation
Elimination round results**

Final round

Code	Name	Team	F3	N11	Y6	AO11	J7	Rank total	Judges pref.	Recips	1s	1s and 2s	Spkr. points	Place
820	Jarrett Kerpsack and Logan Pasqual	Austintown-Fitch	1 (90)	1 (99)	2 (92)	1 (99)	1 (99)	6		4.50	4	5	479	1
823	Matt Meeks and EJ Dubinsky	Canton McKinley	3 (86)	2 (97)	4 (87)	3 (96)	2 (95)	14		1.92	0	2	461	2
808	Keith Dona and Alex Ulrey	Sylvania Southview	2 (89)	3 (92)	1 (95)	5 (94)	5 (87)	16		2.23	1	2	457	3
821	Maia Totterdale and Mia Colon	Austintown-Fitch	5 (81)	4 (91)	3 (91)	6 (93)	3 (92)	21	4	1.28	0	0	448	4
801	Zack Davison and Richie Jenkins	Canfield	4 (83)	5 (89)	6 (82)	2 (97)	4 (90)	21	5	1.37	0	1	441	5
850	Storm Nicholson and Scott Nicholson	Wooster	6 (80)	6 (88)	5 (84)	4 (95)	6 (85)	27		0.95	0	0	432	6

Semifinal round

Code	Name	Team	E4	T1	AB2	Rank total	Judges pref.	Recips	1s	1s and 2s	Spkr. points	Place
820	Jarrett Kerpsack and Logan Pasqual	Austintown-Fitch	1 (98)	1 (98)	1 (98)	3		3.00	3	3	294	1
808	Keith Dona and Alex Ulrey	Sylvania Southview	2 (97)	2 (96)	2 (97)	6		1.50	0	3	290	2
850	Storm Nicholson and Scott Nicholson	Wooster	3 (95)	3 (95)	6 (90)	12		0.83	0	0	280	3
841	Calvin Criss and AJ Bialota	Massillon Perry	4 (94)	4 (92)	5 (92)	13		0.70	0	0	278	4
827	Gino Ginnetti and Brady Sklenar	Cardinal-Mooney	5 (92)	6 (87)	4 (93)	15		0.62	0	0	272	5
813	Noelle Fuzer and Maddy Williams	Jackson H.S.	7 (90)	7 (85)	3 (95)	17		0.62	0	0	270	6
802	Kailey Love and Matt Myers	Canfield	6 (91)	5 (89)	7 (89)	18		0.51	0	0	269	7

Semifinal round

Code	Name	Team	K3	AL8	P3	Rank total	Judges pref.	Recips	1s	1s and 2s	Spkr. points	Place
821	Maia Totterdale and Mia Colon	Austintown-Fitch	1 (96)	5 (88)	1 (95)	7		2.20	2	2	279	1
801	Zack Davison and Richie Jenkins	Canfield	2 (95)	1 (95)	6 (89)	9		1.67	1	2	279	2
823	Matt Meeks and EJ Dubinsky	Canton McKinley	6 (88)	2 (93)	2 (94)	10		1.17	0	2	275	3
811	Jennifer Rondinelli and Johnny D'Andrea	Cardinal-Mooney	3 (93)	7 (84)	3 (93)	13		0.81	0	0	270	4
849	Zack Buchholz and Tom Myers	Wooster	7 (86)	3 (92)	4 (92)	14		0.73	0	0	270	5
838	Maddy Van Buren and Emily Su	Canton Central Catholic	4 (91)	6 (86)	5 (90)	15		0.62	0	0	267	6
831	Mendon Thomas and Olivia Schwann	Notre Dame Academy	5 (89)	4 (90)	7 (88)	16		0.59	0	0	267	7

Sylvania Invitational
Humorous Interpretation
Elimination round results

Final round

Code	Name	Team	AK2	N7	AB4	Y8	Z8	Rank total	Judges pref.	Recips	1s	1s and 2s	Spkr. points	Place
617	Edwin Zhang	Solon	2 (96)	1 (99)	1 (88)	2 (96)	3 (96)	9		3.33	2	4	475	1
615	Dan Duran	Poland Seminary	1 (97)	2 (98)	4 (81)	1 (98)	2 (98)	10		3.25	2	4	472	2
652	LAURA VLACOVSKY	Canton Central Catholic	3 (95)	6 (94)	3 (83)	4 (91)	1 (99)	17		2.08	1	1	462	3
655	Michael Barth	Massillon Perry	4 (94)	5 (95)	2 (85)	3 (92)	6 (91)	20		1.45	0	1	457	4
633	Aric Bird	Tusky Valley HS	5 (89)	4 (96)	5 (80)	5 (90)	4 (94)	23		1.10	0	0	449	5
603	Christopher Halley	Canfield	6 (88)	3 (97)	6 (79)	6 (87)	5 (92)	26		1.03	0	0	443	6

Semifinal round

Code	Name	Team	E6	J8	A8	Rank total	Judges pref.	Recips	1s	1s and 2s	Spkr. points	Place
615	Dan Duran	Poland Seminary	1 (99)	1 (99)	2 (97)	4		2.50	2	3	295	1
617	Edwin Zhang	Solon	2 (97)	2 (97)	1 (98)	5		2.00	1	3	292	2
603	Christopher Halley	Canfield	4 (94)	4 (94)	3 (95)	11		0.83	0	0	283	3
608	Summit Rosenberg	Gahanna Lincoln	3 (96)	5 (91)	7 (89)	15	4	0.68	0	0	276	4
657	Anna Huntsman	Massillon Perry	5 (93)	6 (88)	4 (93)	15	5	0.62	0	0	274	5
650	Motoki Maxted	Wauseon	7 (89)	3 (96)	6 (90)	16		0.64	0	0	275	6
654	Hailey Butcher	Massillon Perry	6 (90)	7 (87)	5 (91)	18		0.51	0	0	268	7

Semifinal round

Code	Name	Team	AL7	G8	R3	Rank total	Judges pref.	Recips	1s	1s and 2s	Spkr. points	Place
655	Michael Barth	Massillon Perry	1 (98)	5 (93)	2 (96)	8		1.70	1	2	287	1
633	Aric Bird	Tusky Valley HS	3 (94)	1 (98)	5 (91)	9		1.53	1	1	283	2
652	LAURA VLACOVSKY	Canton Central Catholic	7 (79)	3 (96)	1 (97)	11		1.48	1	1	272	3
601	Dominique Favre	Canfield	4 (90)	2 (97)	6 (90)	12		0.92	0	1	277	4
684	Dimitri Georgiadis	Wadsworth	6 (80)	4 (94)	3 (95)	13		0.75	0	0	269	5
626	Gabrielle Fatzinger	North Canton Hoover	2 (95)	6 (92)	7 (89)	15		0.81	0	1	276	6
611	Brant Rothbauer	South Range	5 (85)	7 (90)	4 (92)	16		0.59	0	0	267	7

**Sylvania Invitational
Impromptu Speaking
Elimination round results**

Final round

Code	Name	Team	F9	K3	G8	R2	V2	Rank total	Judges pref.	Recips	1s	1s and 2s	Spkr. points	Place
939	Nikita Ajmera	Notre Dame Academy	1 (98)	2 (94)	4 (92)	2 (98)	1 (99)	10		3.25	2	4	481	1
901	Gary Zamary	Canfield	2 (96)	1 (98)	2 (96)	3 (97)	4 (95)	12		2.58	1	3	482	2
911	Luke Eusebio	South Range	5 (92)	5 (90)	1 (97)	1 (99)	2 (98)	14		2.90	2	3	476	3
902	Angela Pupino	Canfield	3 (95)	3 (93)	5 (91)	4 (96)	6 (90)	21	4	1.28	0	0	465	4
955	Sam Tatham	Oakwood	6 (91)	4 (92)	3 (95)	5 (95)	3 (96)	21	5	1.28	0	0	469	5
956	Abby Eifert	Oakwood	4 (93)	6 (88)	6 (90)	6 (93)	5 (92)	27		0.95	0	0	456	6

Semifinal round

Code	Name	Team	AD5	B6	F2	Rank total	Judges pref.	Recips	1s	1s and 2s	Spkr. points	Place
939	Nikita Ajmera	Notre Dame Academy	1 (98)	2 (97)	2 (96)	5		2.00	1	3	291	1
902	Angela Pupino	Canfield	4 (92)	3 (95)	1 (97)	8		1.58	1	1	284	2
956	Abby Eifert	Oakwood	6 (88)	1 (98)	4 (92)	11		1.42	1	1	278	3
914	Isha Das	Jackson H.S.	3 (94)	6 (87)	3 (94)	12		0.83	0	0	275	4
912	Jordan DeSantis	South Range	2 (96)	5 (89)	6 (88)	13		0.87	0	1	273	5
903	Rosie Bresson	Canfield	7 (86)	4 (93)	5 (90)	16		0.59	0	0	269	6
971	Ridhwan Sediqe	Sylvania Southview	5 (90)	7 (86)	7 (87)	19		0.49	0	0	263	7

Semifinal round

Code	Name	Team	P2	S3	AD4	Rank total	Judges pref.	Recips	1s	1s and 2s	Spkr. points	Place
911	Luke Eusebio	South Range	2 (95)	1 (97)	1 (100)	4		2.50	2	3	292	1
901	Gary Zamary	Canfield	1 (96)	2 (96)	5 (90)	8		1.70	1	2	282	2
955	Sam Tatham	Oakwood	3 (93)	6 (86)	2 (97)	11		1.00	0	1	276	3
921	Samantha Kibler	Louisville	6 (90)	3 (93)	3 (95)	12		0.83	0	0	278	4
918	Michael Gerace	Hawken School	4 (92)	5 (88)	4 (93)	13		0.70	0	0	273	5
928	Kayla Sabo	Austintown-Fitch	7 (89)	4 (90)	6 (89)	17		0.56	0	0	268	6
940	Ellen Buerk	Notre Dame Academy	5 (91)	7 (85)	7 (88)	19		0.49	0	0	264	7

Sylvania Invitational
International Extemporaneous Speaking
Elimination round results

Final round

Code	Name	Team	Y4	J2	AI6	E13	AL7	Rank total	Judges pref.	Recips	1s	1s and 2s	Spkr. points	Place
206	Eric Wang	Solon	2 (94)	1 (97)	1 (100)	1 (97)	1 (98)	6		4.50	4	5	486	1
209	Abhishek Bhargava	Jackson H.S.	1 (99)	4 (94)	3 (98)	3 (93)	2 (93)	13		2.42	1	2	477	2
226	Brenden Kost	Wauseon	6 (86)	2 (96)	2 (99)	5 (91)	4 (85)	19		1.62	0	2	457	3
251	Harsha Ramesh	Mason	3 (90)	5 (90)	5 (96)	4 (92)	5 (78)	22	4	1.18	0	0	446	4
218	Cara Clark	Beavercreek	5 (87)	6 (89)	6 (95)	2 (94)	3 (90)	22	5	1.37	0	1	455	5
247	Brooke Hisrich	GlenOak	4 (89)	3 (95)	4 (97)	6 (90)	6 (75)	23		1.17	0	0	446	6

Semifinal round

Code	Name	Team	AF7	S1	AO9	Rank total	Judges pref.	Recips	1s	1s and 2s	Spkr. points	Place
206	Eric Wang	Solon	1 (99)	2 (97)	3 (89)	6		1.83	1	2	285	1
251	Harsha Ramesh	Mason	2 (96)	3 (96)	4 (88)	9		1.08	0	1	280	2
247	Brooke Hisrich	GlenOak	3 (95)	6 (93)	1 (95)	10		1.50	1	1	283	3
210	Saurabh Vasil	Jackson H.S.	4 (90)	5 (94)	2 (90)	11		0.95	0	1	274	4
239	Paige Clayton	Wooster	5 (88)	1 (98)	7 (79)	13		1.34	1	1	265	5
203	Cooper Johnson	Canfield	7 (75)	4 (95)	5 (85)	16		0.59	0	0	255	6
202	Alec Kan	Canfield	6 (83)	7 (92)	6 (80)	19		0.48	0	0	255	7

Semifinal round

Code	Name	Team	AA3	AB1	I11	Rank total	Judges pref.	Recips	1s	1s and 2s	Spkr. points	Place
209	Abhishek Bhargava	Jackson H.S.	1 (99)	1 (95)	3 (94)	5		2.33	2	2	288	1
218	Cara Clark	Beavercreek	3 (97)	2 (94)	4 (92)	9		1.08	0	1	283	2
226	Brenden Kost	Wauseon	2 (98)	7 (86)	1 (98)	10		1.64	1	2	282	3
201	Richie Abel	Canfield	4 (96)	6 (87)	2 (96)	12		0.92	0	1	279	4
238	Vicki Anderson	Wooster	6 (89)	4 (90)	5 (91)	15		0.62	0	0	270	5
223	Allison Christopher	Cardinal-Mooney	5 (95)	5 (89)	6 (90)	16		0.57	0	0	274	6
204	Cameron Maras	Canfield	7 (82)	3 (92)	7 (89)	17		0.62	0	0	263	7

**Sylvania Invitational
Oratorical Interpretation
Elimination round results**

Final round

Code	Name	Team	P3	A8	E1	A012	Q15	Rank total	Judges pref.	Recips	1s	1s and 2s	Spkr. points	Place
440	Albert Jordan	Austintown-Fitch	1 (99)	1 (99)	1 (97)	3 (97)	1 (99)	7		4.33	4	4	491	1
417	Kate Landry	Poland Seminary	2 (98)	3 (95)	2 (93)	5 (95)	4 (95)	16		1.78	0	2	476	2
474	Naomi Tellez	Oakwood	3 (97)	5 (90)	5 (86)	1 (99)	3 (97)	17		2.07	1	1	469	3
435	Caroline Voegele	North Canton Hoover	4 (95)	4 (92)	4 (90)	2 (98)	6 (90)	20		1.42	0	1	465	4
412	Natalie Eusebio	South Range	6 (90)	2 (97)	3 (91)	6 (93)	5 (93)	22		1.37	0	1	464	5
421	Benjamin Peters	Wadsworth	5 (93)	6 (89)	6 (85)	4 (96)	2 (98)	23		1.28	0	1	461	6

Semifinal round

Code	Name	Team	K2	V2	AN2	Rank total	Judges pref.	Recips	1s	1s and 2s	Spkr. points	Place
440	Albert Jordan	Austintown-Fitch	1 (99)	2 (96)	1 (98)	4		2.50	2	3	293	1
417	Kate Landry	Poland Seminary	2 (98)	3 (95)	3 (95)	8		1.17	0	1	288	2
412	Natalie Eusebio	South Range	5 (91)	1 (98)	5 (93)	11		1.40	1	1	282	3
450	Francesco Vennetti	Cardinal-Mooney	4 (92)	4 (92)	6 (91)	14	4	0.67	0	0	275	4
401	Mia Battaglia	Canfield	7 (89)	5 (90)	2 (96)	14	5	0.84	0	1	275	5
471	Madison McComas	Centerville	3 (95)	6 (87)	7 (89)	16		0.64	0	0	271	6
410	Sarah Beavers	Gahanna Lincoln	6 (90)	7 (84)	4 (94)	17		0.56	0	0	268	7

Semifinal round

Code	Name	Team	E19	M4	G6	Rank total	Judges pref.	Recips	1s	1s and 2s	Spkr. points	Place
421	Benjamin Peters	Wadsworth	1 (97)	1 (97)	2 (97)	4		2.50	2	3	291	1
435	Caroline Voegele	North Canton Hoover	3 (95)	4 (94)	1 (98)	8		1.58	1	1	287	2
474	Naomi Tellez	Oakwood	2 (96)	6 (92)	3 (96)	11		1.00	0	1	284	3
465	Ishita Garg	Centerville	5 (91)	3 (95)	4 (92)	12		0.78	0	0	278	4
402	Megan Factor	Canfield	6 (90)	2 (96)	5 (90)	13		0.87	0	1	276	5
439	Christian Roberts	Austintown-Fitch	4 (92)	7 (90)	6 (89)	17		0.56	0	0	271	6
420	Julia Boccadoro	Solon	7 (88)	5 (93)	7 (88)	19		0.49	0	0	269	7

**Sylvania Invitational
Original Oratory
Elimination round results**

Final round

Code	Name	Team	E6	M1	AD5	C2	AI3	Rank total	Judges pref.	Recips	1s	1s and 2s	Spkr. points	Place
361	Sri Karri	Mason	1 (99)	3 (95)	2 (96)	1 (99)	3 (98)	10		3.17	2	3	487	1
310	Loie Greenwood	Gahanna Lincoln	2 (98)	2 (96)	3 (94)	3 (93)	4 (97)	14		1.92	0	2	478	2
346	Elise Jamison	Cardinal-Mooney	5 (93)	1 (97)	4 (92)	4 (92)	2 (99)	16		2.20	1	2	473	3
312	Harleigh Solvesky	South Range	6 (92)	5 (91)	6 (88)	2 (97)	1 (100)	20		2.03	1	2	468	4
387	Becca Habig	Wadsworth	4 (94)	6 (90)	1 (98)	6 (90)	5 (96)	22		1.78	1	1	468	5
364	Megan O'Connell	Oakwood	3 (95)	4 (94)	5 (90)	5 (91)	6 (95)	23		1.15	0	0	465	6

Semifinal round

Code	Name	Team	AH7	Q11	C4	Rank total	Judges pref.	Recips	1s	1s and 2s	Spkr. points	Place
346	Elise Jamison	Cardinal-Mooney	3 (95)	2 (98)	1 (98)	6		1.83	1	2	291	1
312	Harleigh Solvesky	South Range	4 (94)	1 (99)	3 (95)	8		1.58	1	1	288	2
310	Loie Greenwood	Gahanna Lincoln	1 (98)	4 (96)	5 (93)	10		1.45	1	1	287	3
330	Max Sopp	North Canton Hoover	2 (97)	7 (93)	2 (97)	11		1.14	0	2	287	4
380	Sarah Yannone	GlenOak	6 (91)	5 (95)	4 (94)	15		0.62	0	0	280	5
357	Bobby Craig	Massillon Perry	7 (90)	3 (97)	6 (92)	16		0.64	0	0	279	6
388	Benjamin Beheydt	Wadsworth	5 (92)	6 (94)	7 (89)	18		0.51	0	0	275	7

Semifinal round

Code	Name	Team	AG2	AI6	AC6	Rank total	Judges pref.	Recips	1s	1s and 2s	Spkr. points	Place
364	Megan O'Connell	Oakwood	1 (96)	5 (96)	1 (97)	7		2.20	2	2	289	1
387	Becca Habig	Wadsworth	5 (90)	1 (100)	3 (94)	9		1.53	1	1	284	2
361	Sri Karri	Mason	6 (89)	2 (99)	4 (92)	12		0.92	0	1	280	3
327	Mollie Wright	North Canton Hoover	7 (85)	4 (97)	2 (96)	13		0.89	0	1	278	4
350	Katie Dills	Notre Dame Academy	2 (95)	6 (95)	6 (90)	14	5	0.83	0	1	280	5
340	Megan Montgomery	Canton McKinley	4 (93)	3 (98)	7 (88)	14	6	0.73	0	0	279	6
358	Sarah Beadle	Massillon Perry	3 (94)	7 (94)	5 (91)	15		0.68	0	0	279	7

**Sylvania Invitational
Prose/Poetry Reading
Elimination round results**

Final round

Code	Name	Team	K2	J3	C3	R4	E3	Rank total	Judges pref.	Recips	1s	1s and 2s	Spkr. points	Place
768	Tessa Polen	Massillon Perry	1 (99)	2 (95)	1 (99)	1 (100)	6 (93)	11		3.67	3	4	486	1
784	Hannah Doan	Wooster	2 (98)	1 (97)	3 (97)	4 (89)	3 (96)	13		2.42	1	2	477	2
702	Samantha Armstrong	Canfield	3 (97)	3 (94)	4 (95)	3 (90)	4 (95)	17		1.50	0	0	471	3
769	Chelsey Ferris	Massillon Perry	4 (93)	5 (85)	5 (94)	2 (94)	2 (97)	18		1.65	0	2	463	4
740	Rachael Wyant	Austintown-Fitch	5 (92)	6 (82)	2 (98)	5 (88)	1 (98)	19		2.07	1	2	458	5
716	Morgan Sauerwein	South Range	6 (91)	4 (90)	6 (93)	6 (87)	5 (94)	27		0.95	0	0	455	6

Semifinal round

Code	Name	Team	L9	X2	AC7	Rank total	Judges pref.	Recips	1s	1s and 2s	Spkr. points	Place
740	Rachael Wyant	Austintown-Fitch	1 (97)	4 (89)	1 (97)	6	1	2.25	2	2	283	1
702	Samantha Armstrong	Canfield	2 (96)	1 (96)	3 (94)	6	2	1.83	1	2	286	2
769	Chelsey Ferris	Massillon Perry	3 (95)	2 (95)	2 (95)	7		1.33	0	2	285	3
786	Alex Hasapis	Wooster	4 (94)	3 (94)	4 (88)	11		0.83	0	0	276	4
715	Michela Thomas	South Range	5 (93)	5 (88)	7 (84)	17		0.54	0	0	265	5
7100	McKenzie Kovacs	Wadsworth	6 (92)	6 (84)	6 (86)	18		0.50	0	0	262	6
792	Katie Pach	Perrysburg	7 (90)	7 (81)	5 (87)	19		0.49	0	0	258	7

Semifinal round

Code	Name	Team	AJ1	AN6	D1	Rank total	Judges pref.	Recips	1s	1s and 2s	Spkr. points	Place
784	Hannah Doan	Wooster	2 (99)	1 (97)	3 (92)	6		1.83	1	2	288	1
768	Tessa Polen	Massillon Perry	1 (100)	5 (90)	1 (98)	7		2.20	2	2	288	2
716	Morgan Sauerwein	South Range	4 (97)	3 (94)	4 (90)	11		0.83	0	0	281	3
728	Maddie Firestone	Jackson H.S.	5 (96)	2 (96)	5 (86)	12		0.90	0	1	278	4
731	Zanira Sandhu	North Canton Hoover	7 (94)	4 (92)	2 (96)	13		0.89	0	1	282	5
737	Jensen Hykes	Austintown-Fitch	3 (98)	7 (87)	6 (84)	16		0.64	0	0	269	6
799	Jordan Perrin	Wadsworth	6 (95)	6 (88)	7 (82)	19		0.48	0	0	265	7

Sylvania Invitational
United States Extemporaneous Speaking
Elimination round results

Final round

Code	Name	Team	AN3	M5	AD4	X2	Q12	Rank total	Judges pref.	Recips	1s	1s and 2s	Spkr. points	Place
110	Jad Hamdan	Jackson H.S.	1 (100)	3 (93)	2 (98)	1 (95)	1 (98)	8		3.83	3	4	484	1
106	Sedona Rosenberg	Gahanna Lincoln	2 (98)	4 (92)	1 (99)	5 (86)	2 (97)	14	2	2.45	1	3	472	2
159	James Gao	Mason	3 (97)	2 (94)	3 (96)	2 (94)	4 (89)	14	3	1.92	0	2	470	3
109	Priyanka Podugu	Jackson H.S.	5 (95)	1 (95)	4 (92)	4 (88)	3 (95)	17		2.03	1	1	465	4
128	Michael Eggiman	Cardinal-Mooney	4 (96)	6 (90)	5 (89)	3 (90)	5 (88)	23		1.15	0	0	453	5
120	Jessica Harker	Austintown-Fitch	6 (94)	5 (91)	6 (87)	6 (83)	6 (87)	29		0.87	0	0	442	6

Semifinal round

Code	Name	Team	AH10	H2	A6	Rank total	Judges pref.	Recips	1s	1s and 2s	Spkr. points	Place
110	Jad Hamdan	Jackson H.S.	2 (90)	2 (99)	1 (92)	5		2.00	1	3	281	1
159	James Gao	Mason	1 (91)	3 (98)	4 (86)	8		1.58	1	1	275	2
120	Jessica Harker	Austintown-Fitch	3 (87)	6 (89)	2 (90)	11	3	1.00	0	1	266	3
145	Mary Grace Gorman	Wooster	4 (85)	4 (92)	3 (88)	11	4, 4	0.83	0	0	265	4
127	Melissa Eperjesi	Cardinal-Mooney	5 (84)	1 (100)	5 (84)	11	4, 5	1.40	1	1	268	5
137	Carly Sobol	Oakwood	7 (82)	5 (90)	6 (82)	18		0.51	0	0	254	6
124	Cameron Mathis	Middletown	6 (83)	7 (88)	7 (80)	20		0.45	0	0	251	7

Semifinal round

Code	Name	Team	S5	D2	J7	Rank total	Judges pref.	Recips	1s	1s and 2s	Spkr. points	Place
128	Michael Eggiman	Cardinal-Mooney	1 (98)	2 (95)	3 (90)	6		1.83	1	2	283	1
106	Sedona Rosenberg	Gahanna Lincoln	4 (92)	3 (93)	1 (100)	8	2	1.58	1	1	285	2
109	Priyanka Podugu	Jackson H.S.	2 (97)	4 (92)	2 (95)	8	3	1.25	0	2	284	3
108	Hazel Minich	South Range	3 (95)	1 (96)	5 (85)	9		1.53	1	1	276	4
142	Ryan Barry	Maumee H.S.	5 (90)	5 (91)	7 (75)	17	5	0.54	0	0	256	5
101	Arjun Subramanyam	Canfield	7 (88)	6 (90)	4 (88)	17	6	0.56	0	0	266	6
157	Christopher Benson	Wadsworth	6 (89)	7 (89)	6 (78)	19		0.48	0	0	256	7

Sylvania Invitational Dramatic Interpretation

Code	Team	Competitor(s)	Prelims					Drop worst	1s	1s and 2s	Head to head	Recips	Spkr. points	Rank total	Prelim result
			1	2	3	4	5								
501	Canfield	Emily Damelio	2 (93)	6 (80)	1 (99)	1 (100)	3 (95)	7	2	3		3.00	467	13	11
502	Canfield	Mary Elizabeth Monda	4 (85)	6 (83)	2 (98)	4 (93)	5 (88)	15	0	1		1.37	447	21	49
503	Canfield	Michael Stefanick	4 (92)	4 (86)	4 (92)	2 (95)	2 (96)	12	0	2		1.75	461	16	35
504	Canfield	Jack Cross	4 (85)	5 (88)	4 (93)	3 (89)	2 (96)	13	0	1		1.53	451	18	41
505	Canfield	Kaci Carpenter	7 (85)	6 (84)	1 (95)	3 (95)	5 (89)	15	1	1		1.84	448	22	48
506	Gahanna Lincoln	Caleb Webb	5 (95)	7 (82)	2 (87)	5 (86)	6 (88)	18	0	1		1.21	438	25	63
508	Notre Dame Academy	Rachel Canales	7 (84)	6 (83)	7 (80)	7 (94)	5 (93)	25	0	0		0.80	434	32	79
509	South Range	Emily Martin	1 (97)	2 (98)	1 (98)	6 (82)	1 (97)	5	3	4		3.67	472	11	5
510	South Range	Holly Toy	2 (98)	6 (91)	3 (92)	4 (97)	4 (90)	13	0	1		1.50	468	19	42
511	South Range	Nic Wix	3 (91)	2 (90)	6 (89)	2 (90)	3 (96)	10	0	2		1.83	456	16	26
512	South Range	Jensen Kniska	7 (75)	7 (77)	7 (85)	4 (94)	6 (78)	24	0	0		0.85	409	31	77
513	Poland Seminary	Charleah Trombitas	4 (85)	5 (85)	6 (90)	6 (85)	3 (92)	18	0	0		1.12	437	24	64
514	Poland Seminary	Jessica Weetman	5 (90)	7 (82)	6 (84)	5 (95)	7 (81)	23	0	0		0.85	432	30	74
515	Poland Seminary	Sarah Swogger	4 (86)	4 (89)	7 (79)	7 (88)	7 (89)	22	0	0		0.93	431	29	71
516	Solon	London Christian	3 (95)	2 (99)	2 (95)	1 (97)	1 (98)	6	2	4		3.33	484	9	6
517	Solon	Simone Anderson	1 (98)	1 (100)	1 (99)	1 (94)	1 (99)	4	5	5		5.00	490	5	2
518	Solon	Olivia Roth	3 (94)	2 (94)	3 (97)	2 (99)	2 (97)	9	0	3		2.17	481	12	22
519	Jackson H.S.	Dominic Martello	2 (97)	1 (100)	1 (98)	3 (87)	1 (97)	5	3	4		3.83	479	8	3
520	Jackson H.S.	Kristen Piciacchia	1 (95)	1 (95)	1 (97)	2 (97)	5 (93)	5	3	4		3.70	477	10	4
521	Centerville	Nick Little	2 (95)	6 (80)	7 (88)	3 (96)	6 (88)	17	0	1		1.31	447	24	56
522	Centerville	Jennifer Hoffmann	1 (95)	3 (91)	6 (83)	1 (100)	2 (97)	7	2	3	W	3.00	466	13	10
523	Ursuline	Kyle Correia	5 (95)	5 (91)	6 (87)	3 (92)	6 (92)	19	0	0		1.07	457	25	66
524	Louisville	Erica Vannostran	5 (88)	1 (95)	5 (85)	2 (97)	3 (95)	11	1	2		2.23	460	16	29
525	Louisville	Sierra Schimanskey	2 (91)	4 (95)	3 (86)	6 (82)	2 (95)	11	0	2		1.75	449	17	31
526	North Canton Hoover	Jimmy Satrape	2 (98)	4 (92)	1 (100)	4 (93)	4 (90)	11	1	2		2.25	473	15	28
527	North Canton Hoover	Maddie Pinney	5 (83)	4 (94)	7 (89)	5 (96)	7 (84)	21	0	0		0.94	446	28	70
528	Austintown-Fitch	My'kaylah Pearson	1 (99)	3 (93)	2 (95)	1 (99)	2 (97)	6	2	4		3.33	483	9	7
529	Austintown-Fitch	Marina Pavlichich	3 (97)	4 (89)	3 (92)	4 (90)	5 (93)	14	0	0		1.37	461	19	47
530	Tusky Valley HS	Jacob Spina	4 (87)	5 (80)	4 (89)	7 (79)	6 (88)	19	0	0		1.01	423	26	67
531	Austintown-Fitch	Lindsey Beck	3 (87)	7 (90)	5 (91)	4 (86)	4 (92)	16	0	0		1.18	446	23	55

Sylvania Invitational Dramatic Interpretation

Code	Team	Competitor(s)	Prelims					Drop worst	1s	1s and 2s	Head to head	Recips	Spkr. points	Rank total	Prelim result
			1	2	3	4	5								
532	Austintown-Fitch	Shelby Swick	6 (85)	4 (92)	4 (84)	5 (83)	4 (91)	17	0	0		1.12	435	23	58
533	Beavercreek	Aaron Dalton	1 (95)	1 (98)	1 (100)	1 (98)	1 (100)	4	5	5		5.00	491	5	1
534	Massillon Perry	Karli Riordan	4 (96)	2 (97)	4 (92)	3 (98)	3 (94)	12	0	1		1.67	477	16	36
535	Canton McKinley	Hannah Montgomery	3 (94)	4 (97)	2 (93)	1 (96)	1 (98)	7	2	3		3.08	478	11	9
536	Canton McKinley	Maria Mejia	1 (96)	2 (99)	3 (92)	5 (89)	3 (96)	9	1	2		2.37	472	14	21
537	Canton McKinley	Nader Shaheen	3 (96)	7 (84)	1 (89)	3 (96)	3 (93)	10	1	1	W	2.14	458	17	23
538	Canton McKinley	Mary D'Agostine	4 (89)	3 (90)	5 (94)	2 (90)	2 (99)	11	0	2		1.78	462	16	30
539	Cardinal-Mooney	Murphy Sharp	1 (98)	6 (84)	6 (93)	6 (90)	3 (95)	16	1	1		1.83	460	22	51
540	Cardinal-Mooney	Kayleigh Burk	6 (82)	7 (79)	6 (88)	6 (95)	5 (88)	23	0	0		0.84	432	30	75
541	Carrollton	GABBY IRWIN	2 (96)	1 (95)	5 (89)	7 (84)	4 (89)	12	1	2		2.09	453	19	34
542	Carrollton	MORGAN HARSH	7 (87)	1 (98)	5 (88)	3 (89)	4 (90)	13	1	1		1.93	452	20	39
543	Sylvania Southview	Becky Perry	2 (89)	2 (91)	3 (93)	4 (86)	7 (84)	11	0	2		1.73	443	18	32
544	Canton McKinley	Max DuBois	5 (90)	3 (87)	4 (92)	3 (95)	6 (91)	15	0	0		1.28	455	21	50
545	Notre Dame Academy	Carra Gilson	3 (88)	5 (92)	3 (93)	4 (88)	3 (97)	13	0	0		1.45	458	18	43
546	Notre Dame Academy	Mikafui Dzotsi	5 (92)	3 (86)	2 (98)	3 (94)	1 (98)	9	1	2	W	2.37	468	14	20
547	Notre Dame Academy	Emily Currier	3 (89)	5 (90)	6 (89)	1 (95)	4 (92)	13	1	1	W	1.95	455	19	38
548	Notre Dame Academy	Andrea Thompson	1 (99)	3 (92)	3 (97)	4 (94)	1 (96)	8	2	2		2.92	478	12	16
549	Notre Dame Academy	Lexi Abou-Arraj	5 (83)	2 (94)	5 (89)	4 (93)	6 (85)	16	0	1		1.32	444	22	52
550	Notre Dame Academy	Bea Randolph	6 (88)	2 (95)	3 (92)	5 (92)	3 (95)	13	0	1		1.53	462	19	40
551	Notre Dame Academy	Jessica Rutkowski	6 (86)	7 (90)	7 (80)	7 (90)	4 (90)	24	0	0		0.85	436	31	76
553	Wauseon	Cole Stiriz	3 (90)	1 (96)	3 (94)	3 (98)	7 (87)	10	1	1		2.14	465	17	24
554	Wauseon	Cody Myers	4 (93)	3 (95)	7 (80)	5 (93)	7 (87)	19	0	0		1.07	448	26	65
556	Massillon Perry	Anna Stanford	5 (83)	1 (91)	1 (97)	2 (93)	4 (94)	8	2	3		2.95	458	13	15
557	Massillon Perry	Alyse Deleon	5 (84)	1 (92)	4 (90)	2 (95)	6 (89)	12	1	2		2.12	450	18	33
558	Massillon Perry	Ethan Peterson	6 (83)	3 (96)	3 (97)	2 (98)	2 (97)	10	0	2	W	1.83	471	16	25
559	Massillon Perry	Emma Belford	6 (80)	5 (85)	1 (98)	4 (96)	1 (98)	11	2	2		2.62	457	17	27
560	Massillon Perry	Emily Dominik	1 (99)	4 (87)	5 (91)	1 (98)	3 (95)	9	2	2		2.78	470	14	19
563	Oakwood	Abigail Welch	4 (96)	4 (86)	4 (95)	5 (84)	4 (86)	16	0	0		1.20	447	21	54
564	Oakwood	Melissa Frydman	1 (95)	3 (98)	2 (96)	1 (96)	2 (96)	6	2	4		3.33	481	9	8
566	Copley	Claire Twigg	5 (85)	3 (98)	4 (90)	6 (89)	4 (94)	16	0	0		1.20	456	22	53

Sylvania Invitational Dramatic Interpretation

Code	Team	Competitor(s)	Prelims					Drop worst	1s	1s and 2s	Head to head	Recips	Spkr. points	Rank total	Prelim result
			1	2	3	4	5								
567	Maumee H.S.	Jayde Taylor	6 (80)	5 (84)	7 (85)	7 (87)	6 (83)	24	0	0		0.82	419	31	78
568	Wooster	Matt Friedhoff	2 (95)	2 (94)	5 (91)	2 (94)	1 (100)	7	1	4		2.70	474	12	13
569	Wooster	Claire Lanham	4 (89)	4 (90)	4 (92)	2 (99)	4 (94)	14	0	1	W	1.50	464	18	45
570	Wooster	Nick Lee	6 (94)	5 (93)	5 (89)	7 (80)	2 (96)	18	0	1		1.21	452	25	61
573	Liberty H.S.	Davin Stilson	2 (92)	6 (86)	1 (100)	5 (89)	5 (80)	13	1	2		2.07	447	19	37
574	Liberty H.S.	Alexandria Hanson	3 (97)	5 (81)	4 (89)	5 (91)	5 (86)	17	0	0		1.18	444	22	57
575	Liberty H.S.	Debra Fabian	7 (80)	6 (92)	2 (99)	5 (90)	5 (90)	18	0	1		1.21	451	25	62
576	Liberty H.S.	Brandi Farmer	4 (93)	6 (88)	6 (87)	6 (90)	2 (95)	18	0	1		1.25	453	24	60
579	Perrysburg	Megan Galle	7 (90)	5 (86)	5 (82)	6 (88)	7 (75)	23	0	0	W	0.85	421	30	73
580	GlenOak	Jesse Devine	3 (87)	2 (92)	2 (97)	2 (98)	1 (98)	7	1	4		2.83	472	10	12
581	Ursuline	Michelle Collins	2 (96)	1 (100)	3 (95)	4 (94)	2 (97)	8	1	3		2.58	482	12	17
582	Wadsworth	Mina Hoffman	1 (90)	7 (88)	2 (96)	1 (98)	5 (90)	9	2	3		2.84	462	16	18
583	Wadsworth	Olivia Pickard	2 (94)	2 (90)	2 (96)	5 (92)	1 (99)	7	1	4		2.70	471	12	14
584	Canton McKinley	Emily Leininger	6 (90)	6 (90)	6 (86)	6 (82)	5 (89)	23	0	0		0.87	437	29	72
585	Sylvania Southview	Allison Monnin	7 (80)	6 (75)	5 (88)	7 (85)	7 (83)	25	0	0		0.80	411	32	80
587	North Canton Hoover	Autumn Jocas	5 (87)	4 (84)	2 (98)	3 (94)	7 (86)	14	0	1		1.43	449	21	46
589	Napoleon	Meredith Panning	7 (80)	7 (83)	6 (85)	6 (88)	6 (84)	25	0	0		0.79	420	32	81
590	Middletown	Bailey Marshall	6 (85)	1 (95)	7 (84)	6 (90)	5 (88)	18	1	1		1.68	442	25	59
591	Middletown	Eylina Spicer	7 (78)	5 (85)	5 (86)	7 (88)	3 (92)	20	0	0		1.02	429	27	68
592	Middletown	Buffy Wieneke	6 (82)	3 (87)	6 (80)	6 (91)	6 (86)	21	0	0		1.00	426	27	69
593	North Canton Hoover	Griffin Allman	6 (94)	3 (94)	4 (91)	1 (99)	6 (86)	14	1	1		1.92	464	20	44

Sylvania Invitational Duo Interpretation

Code	Team	Competitor(s)	Prelims					Drop worst	1s	1s and 2s	Head to head	Recips	Spkr. points	Rank total	Prelim result
			1	2	3	4	5								
801	Canfield	Zack Davison and Richie Jenkins	1 (98)	2 (95)	2 (98)	4 (91)	1 (98)	6	2	4		3.25	480	10	7
802	Canfield	Kailey Love and Matt Myers	1 (98)	1 (99)	4 (92)	1 (97)	2 (99)	5	3	4		3.75	485	9	5
803	Canfield	Ally Cooper and Maddie Deiley	5 (87)	4 (89)	5 (90)	4 (92)	7 (89)	18	0	0	W	1.04	447	25	41
804	Canfield	Eric Kenner and Nikola Dodig-Drahotusky	5 (91)	4 (86)	7 (83)	2 (96)	4 (85)	15	0	1		1.34	441	22	28
805	North Canton Hoover	Corey Blanton and Ryan Cameron	3 (95)	5 (94)	3 (94)	4 (93)	5 (83)	15	0	0		1.32	459	20	29
806	Gahanna Lincoln	Ross Candor and Stefn Sandberg	6 (90)	7 (75)	7 (90)	6 (89)	5 (89)	24	0	0		0.82	433	31	49
807	Napoleon	Abigail Stevenson and Chris Arno	7 (88)	5 (82)	5 (90)	2 (96)	4 (92)	16	0	1		1.29	448	23	33
808	Sylvania Southview	Keith Dona and Alex Ulrey	3 (94)	6 (92)	2 (95)	1 (98)	2 (97)	8	1	3		2.50	476	14	12
809	Solon	Ben Moore and Anku Kumar	2 (98)	3 (91)	3 (96)	2 (96)	3 (95)	10	0	2		2.00	476	13	18
810	Solon	Josie MacDougall and Caroline Kish	6 (86)	1 (96)	6 (91)	5 (90)	6 (82)	18	1	1	W	1.70	445	24	38
811	Cardinal-Mooney	Jennifer Rondinelli and Johnny D'Andrea	4 (93)	3 (86)	2 (97)	2 (97)	1 (98)	8	1	3		2.58	471	12	11
812	Centerville	Fahad Kamran and Aurko Shaw	4 (86)	5 (85)	4 (92)	5 (91)	7 (89)	18	0	0		1.04	443	25	42
813	Jackson H.S.	Noelle Fuzer and Maddy Williams	4 (92)	3 (93)	1 (97)	5 (92)	1 (96)	9	2	2		2.78	470	14	14
816	North Canton Hoover	Toni Dipietro and Brittany Rimmel	6 (89)	1 (100)	3 (96)	4 (93)	6 (93)	14	1	1		1.92	471	20	27
817	North Canton Hoover	Emily Hayden and Jake Garfield	5 (89)	2 (88)	2 (96)	4 (92)	6 (86)	13	0	2		1.62	451	19	25
818	North Canton Hoover	Dartalia Atali and Caitlyn Smith	3 (93)	7 (87)	3 (93)	5 (89)	4 (94)	15	0	0		1.26	456	22	32
819	North Canton Hoover	Riley Wilson and Kyle Shreve	3 (90)	6 (80)	5 (82)	5 (89)	3 (90)	16	0	0		1.23	431	22	35
820	Austintown-Fitch	Jarrett Kerpsack and Logan Pasqual	1 (97)	1 (98)	1 (99)	1 (98)	1 (99)	4	5	5		5.00	491	5	1
821	Austintown-Fitch	Maia Totterdale and Mia Colon	1 (97)	4 (95)	1 (98)	4 (93)	1 (100)	7	3	3		3.50	483	11	8
822	Middletown	Lizzy Lindon and Brennan Curry	4 (90)	5 (89)	5 (85)	6 (91)	4 (93)	18	0	0		1.07	448	24	40
823	Canton McKinley	Matt Meeks and EJ Dubinsky	1 (100)	2 (98)	1 (98)	1 (97)	2 (93)	5	3	5		4.00	486	7	2
824	Canton McKinley	CJ Evans and Madeliene Lee	4 (91)	6 (88)	6 (86)	5 (92)	2 (91)	17	0	1		1.28	448	23	36
825	Notre Dame Academy	Meghan Rowe and Emily Delvecchio	6 (85)	5 (90)	6 (78)	7 (87)	7 (80)	24	0	0		0.82	420	31	50
827	Cardinal-Mooney	Gino Ginnetti and Brady Sklenar	1 (98)	1 (93)	2 (93)	1 (98)	3 (86)	5	3	4		3.83	468	8	4
828	Cardinal-Mooney	Alexis Ohlin and Kelly Unger	4 (93)	5 (89)	7 (89)	3 (93)	7 (83)	19	0	0		1.07	447	26	43
829	Carrollton	FAITH ROUSH and EVAN GREEN	5 (88)	4 (90)	4 (94)	4 (93)	5 (91)	17	0	0		1.15	456	22	37
830	Carrollton	AUSTIN WEARY and JOSH ASTON	4 (92)	1 (92)	4 (93)	3 (95)	3 (96)	11	1	1		2.17	468	15	21
831	Notre Dame Academy	Mendon Thomas and Olivia Schwann	2 (96)	3 (92)	1 (96)	2 (96)	1 (98)	6	2	4		3.33	478	9	6
832	Notre Dame Academy	lauren declark and Claire Haudrich	3 (92)	3 (92)	3 (95)	2 (96)	4 (90)	11	0	1		1.75	465	15	22
833	Notre Dame Academy	Ali Fritsch and Melanie Faltys	7 (85)	7 (85)	7 (85)	7 (85)	7 (87)	28	0	0		0.71	427	35	54

Sylvania Invitational Duo Interpretation

Code	Team	Competitor(s)	Prelims					Drop worst	1s	1s and 2s	Head to head	Recips	Spkr. points	Rank total	Prelim result
			1	2	3	4	5								
834	Notre Dame Academy	Eilleen DiPofi and Alyssa Sherman	3 (94)	3 (90)	4 (94)	5 (85)	5 (94)	15	0	0		1.32	457	20	30
835	Notre Dame Academy	Alonia Lewis and Monica thomas	6 (87)	6 (81)	6 (91)	7 (88)	6 (84)	24	0	0		0.81	431	31	51
836	Wauseon	Clarissa Johnson and Breanna Demaline	1 (94)	4 (90)	5 (92)	1 (98)	4 (95)	10	2	2		2.70	469	15	17
837	Wauseon	Lacotus Spiess-Ebersole and Lela Slattman	7 (84)	7 (90)	6 (87)	6 (89)	6 (87)	25	0	0		0.79	437	32	52
838	Canton Central Catholic	Maddy Van Buren and Emily Su	2 (96)	1 (99)	1 (99)	1 (99)	2 (90)	5	3	5		4.00	483	7	3
839	Canton Central Catholic	David Ziegler and PATTY SCHNEIDER	3 (90)	2 (97)	2 (95)	3 (94)	4 (88)	10	0	2		1.92	464	14	19
840	Massillon Perry	Aaron Brown and Samantha Lechner	2 (96)	1 (96)	3 (90)	6 (91)	3 (98)	9	1	2		2.33	471	15	15
841	Massillon Perry	Calvin Criss and AJ Bialota	2 (95)	2 (92)	3 (93)	2 (96)	1 (99)	7	1	4		2.83	475	10	10
842	Massillon Perry	Trent Hudson and Krista Marsh	5 (85)	4 (92)	1 (99)	7 (89)	2 (97)	12	1	2		2.09	462	19	23
843	Massillon Perry	Leah Reese and Zak Kinkaid	3 (94)	5 (88)	2 (96)	3 (94)	2 (95)	10	0	2		1.87	467	15	20
846	Oakwood	Will Beyer and Grace Geehan	1 (95)	3 (96)	3 (89)	6 (80)	7 (84)	13	1	1		1.98	444	20	24
849	Wooster	Zack Buchholz and Tom Myers	2 (94)	2 (94)	7 (82)	3 (95)	1 (98)	8	1	3		2.48	463	15	13
850	Wooster	Storm Nicholson and Scott Nicholson	2 (92)	2 (97)	2 (98)	1 (98)	3 (91)	7	1	4		2.83	476	10	9
851	Wooster	Jayla Turner and Polly Michel	5 (89)	6 (89)	1 (95)	7 (88)	6 (90)	18	1	1		1.68	451	25	39
852	Notre Dame Academy	Grace Buerk and Abi Griffith	7 (83)	6 (80)	6 (79)	6 (90)	4 (92)	22	0	0		0.89	424	29	47
854	Perrysburg	Nehal Methi and Savannah Stein	7 (85)	6 (84)	6 (88)	6 (87)	5 (91)	23	0	0		0.84	435	30	48
855	GlenOak	Hannah Mishak and Hanna Wooden	4 (89)	7 (80)	5 (85)	7 (90)	3 (93)	19	0	0		1.07	437	26	44
857	Wadsworth	Jack Bruno and Nick Englehart	2 (94)	2 (93)	5 (90)	2 (96)	3 (96)	9	0	3		2.03	469	14	16
858	Wadsworth	Briana Olsakovsky and Sydney Gray	5 (90)	4 (89)	4 (92)	3 (94)	2 (96)	13	0	1		1.53	461	18	26
859	Wadsworth	Daniel Seals and Paige Carrell	6 (87)	3 (89)	4 (87)	3 (94)	5 (86)	15	0	0		1.28	443	21	31
860	Sylvania Southview	Brie Dona and Mariam Fnieche	6 (80)	4 (84)	4 (84)	3 (95)	5 (93)	16	0	0	W	1.20	436	22	34
861	Sylvania Southview	Emma King and Elana Desisto	7 (85)	7 (80)	7 (80)	6 (87)	6 (90)	26	0	0		0.76	422	33	53
862	Middletown	Lauren Laxton-Mogul and Eryne Dailey	5 (88)	5 (83)	6 (84)	4 (90)	6 (90)	20	0	0		0.98	435	26	45
864	Middletown	JJ Peil and Sarah Chaney	6 (85)	6 (83)	5 (93)	5 (91)	5 (88)	21	0	0		0.93	440	27	46

Sylvania Invitational Humorous Interpretation

Code	Team	Competitor(s)	Prelims					Drop worst	1s	1s and 2s	Head to head	Recips	Spkr. points	Rank total	Prelim result
			1	2	3	4	5								
601	Canfield	Dominique Favre	4 (90)	3 (94)	1 (98)	3 (92)	1 (94)	8	2	2		2.92	468	12	14
602	Canfield	Paige Brucoli	2 (95)	3 (95)	1 (96)	5 (87)	4 (89)	10	1	2		2.28	462	15	29
603	Canfield	Christopher Halley	1 (95)	4 (94)	3 (87)	1 (99)	1 (97)	6	3	3		3.58	472	10	9
604	Canfield	Lennon Sackela	4 (80)	6 (83)	4 (92)	1 (97)	1 (99)	10	2	2		2.67	451	16	25
605	Canfield	Zachery Bernat	2 (96)	4 (93)	3 (95)	1 (97)	3 (94)	9	1	2		2.42	475	13	21
606	Canton McKinley	Morgan Wilson	3 (91)	6 (83)	6 (83)	7 (86)	2 (92)	17	0	1		1.31	435	24	61
607	Notre Dame Academy	Rachel Perzynski	7 (70)	4 (96)	1 (97)	2 (95)	3 (92)	10	1	2		2.23	450	17	32
608	Gahanna Lincoln	Summit Rosenberg	1 (92)	1 (99)	6 (90)	1 (98)	2 (95)	5	3	4		3.67	474	11	8
609	Gahanna Lincoln	Nithika Badam	6 (82)	7 (88)	5 (85)	4 (90)	5 (91)	20	0	0	W	0.96	436	27	71
611	South Range	Brant Rothbauer	1 (99)	1 (96)	1 (97)	1 (98)	5 (93)	4	4	4		4.20	483	9	3
612	South Range	Noel Pellegrini	5 (88)	2 (94)	4 (92)	6 (87)	4 (90)	15	0	1		1.37	451	21	53
613	South Range	Jordan Campanelli	1 (97)	4 (85)	4 (96)	3 (92)	2 (95)	10	1	2		2.33	465	14	27
614	South Range	Lucas Beabout	5 (86)	7 (91)	6 (88)	7 (77)	6 (87)	24	0	0		0.82	429	31	81
615	Poland Seminary	Dan Duran	1 (95)	1 (96)	2 (95)	1 (96)	1 (95)	4	4	5		4.50	477	6	1
616	Poland Seminary	Marina Mediati	5 (83)	7 (85)	5 (87)	7 (78)	7 (82)	24	0	0		0.83	415	31	80
617	Solon	Edwin Zhang	2 (91)	1 (96)	2 (98)	1 (97)	1 (100)	5	3	5		4.00	482	7	5
618	Centerville	Jacob Kusnerik	6 (83)	4 (94)	7 (93)	5 (90)	6 (87)	21	0	0		0.93	447	28	75
619	Wadsworth	Gabe Reed	4 (87)	2 (91)	2 (95)	6 (89)	1 (97)	9	1	3		2.42	459	15	20
620	Jackson H.S.	Trenton Foster	5 (85)	6 (88)	6 (88)	7 (86)	6 (85)	23	0	0		0.84	432	30	78
621	Beavercreek	Christina Bogard	7 (79)	6 (88)	7 (80)	6 (80)	7 (89)	26	0	0		0.76	416	33	85
622	Centerville	Zaid Karabatak	5 (89)	1 (98)	2 (97)	5 (95)	2 (92)	10	1	3		2.40	471	15	26
623	Centerville	Abigail Little	5 (78)	3 (94)	3 (93)	6 (86)	6 (90)	17	0	0		1.20	441	23	63
624	Notre Dame Academy	Bobbi Baranek	2 (92)	5 (89)	7 (89)	6 (88)	6 (83)	19	0	1		1.18	441	26	69
625	Louisville	Anthony Granitsas	2 (97)	4 (93)	2 (98)	2 (92)	3 (92)	9	0	3		2.08	472	13	23
626	North Canton Hoover	Gabrielle Fatzinger	2 (98)	1 (99)	2 (88)	1 (98)	2 (92)	6	2	5		3.50	475	8	10
627	North Canton Hoover	Jacob Voegele	1 (100)	2 (98)	3 (94)	2 (95)	3 (96)	8	1	3	W	2.67	483	11	15
628	North Canton Hoover	Danny Rojek	4 (92)	2 (95)	2 (95)	1 (95)	5 (86)	9	1	3		2.45	463	14	19
629	North Canton Hoover	Sam Blike	3 (96)	3 (89)	4 (90)	3 (96)	4 (93)	13	0	0	W	1.50	464	17	43
630	Austintown-Fitch	Emily Kollar	1 (98)	2 (96)	3 (96)	5 (91)	4 (93)	10	1	2		2.28	474	15	28
631	Austintown-Fitch	Grace Offerdahl	6 (81)	3 (94)	5 (81)	6 (90)	2 (95)	16	0	1		1.37	441	22	56

Sylvania Invitational Humorous Interpretation

Code	Team	Competitor(s)	Prelims					Drop worst	1s	1s and 2s	Head to head	Recips	Spkr. points	Rank total	Prelim result
			1	2	3	4	5								
632	Austintown-Fitch	Hannah Keeling	4 (86)	7 (88)	1 (92)	3 (93)	5 (88)	13	1	1		1.93	447	20	41
633	Tusky Valley HS	Aric Bird	1 (98)	1 (97)	1 (96)	4 (93)	2 (94)	5	3	4		3.75	478	9	7
634	Middletown	Lauren Beckmeyer	3 (95)	5 (86)	2 (94)	4 (83)	5 (92)	14	0	1		1.48	450	19	49
635	Canton McKinley	Laurel Baumler	5 (93)	3 (92)	4 (82)	1 (92)	2 (96)	10	1	2		2.28	455	15	31
636	Canton McKinley	Kendall Long	4 (90)	2 (96)	1 (96)	2 (97)	5 (92)	9	1	3		2.45	471	14	18
637	Canton McKinley	Hannah Sount	7 (80)	7 (75)	7 (85)	7 (85)	7 (85)	28	0	0		0.71	410	35	86
638	Sylvania Southview	Jessica L'Heureux	3 (88)	3 (89)	3 (93)	4 (89)	3 (94)	12	0	0		1.58	453	16	39
640	Cardinal-Mooney	Kellyn Jamison	4 (87)	5 (90)	4 (88)	5 (82)	3 (90)	16	0	0		1.23	437	21	58
641	Canton McKinley	Kai Summers	3 (89)	6 (86)	6 (88)	2 (98)	6 (93)	17	0	1		1.33	454	23	60
642	Carrollton	CLAYTON HUTT	5 (84)	6 (87)	6 (80)	7 (79)	6 (86)	23	0	0		0.84	416	30	79
643	Carrollton	SKYE MEEK	5 (86)	4 (88)	4 (86)	4 (90)	7 (88)	17	0	0		1.09	438	24	65
644	Carrollton	NOAH GRAY	5 (84)	6 (91)	1 (90)	6 (87)	2 (95)	14	1	2		2.03	447	20	45
645	Carrollton	CAMERON HAUGHT	7 (85)	4 (92)	5 (89)	4 (92)	4 (95)	17	0	0		1.09	453	24	64
646	Notre Dame Academy	Molly Martindale	1 (100)	3 (96)	2 (93)	5 (92)	2 (99)	8	1	3		2.53	480	13	17
648	Notre Dame Academy	Nora Long	1 (97)	3 (95)	6 (94)	6 (80)	3 (97)	13	1	1		2.00	463	19	40
649	Notre Dame Academy	Kayla Kucway	6 (79)	7 (81)	7 (75)	5 (88)	7 (85)	25	0	0		0.80	408	32	83
650	Wauseon	Motoki Maxted	2 (93)	1 (97)	1 (99)	2 (93)	1 (100)	5	3	5	W	4.00	482	7	4
651	Wauseon	Jameson Kamp	7 (72)	1 (97)	6 (82)	3 (85)	4 (88)	14	1	1		1.89	424	21	47
652	Canton Central Catholic	LAURA VLACOVSKY	2 (92)	1 (97)	2 (90)	1 (98)	1 (94)	5	3	5		4.00	471	7	6
653	Canton Central Catholic	RACHAEL PFISTER	4 (90)	4 (93)	5 (91)	3 (94)	1 (96)	12	1	1		2.03	464	17	36
654	Massillon Perry	Hailey Butcher	2 (88)	4 (90)	1 (99)	4 (93)	1 (93)	8	2	3		3.00	463	12	12
655	Massillon Perry	Michael Barth	2 (91)	2 (96)	1 (98)	2 (98)	6 (91)	7	1	4		2.67	474	13	11
656	Massillon Perry	Noah Ott	4 (95)	3 (97)	6 (89)	3 (95)	3 (90)	13	0	0		1.42	466	19	44
657	Massillon Perry	Anna Huntsman	3 (95)	1 (100)	1 (97)	3 (92)	3 (91)	8	2	2		3.00	475	11	13
658	Massillon Perry	Julie Wittensoldner	1 (95)	5 (90)	1 (95)	4 (92)	4 (90)	10	2	2		2.70	462	15	24
659	Maumee Valley Country Day	William Cagle	4 (92)	6 (84)	6 (80)	4 (92)	7 (86)	20	0	0		0.98	434	27	70
661	Oakwood	Ellie Treese	7 (82)	4 (87)	7 (81)	5 (90)	5 (85)	21	0	0		0.94	425	28	74
662	Oakwood	Bennett Davis	3 (95)	2 (97)	2 (94)	4 (94)	3 (95)	10	0	2		1.92	475	14	33
664	Maumee H.S.	Bea Fields	3 (89)	5 (92)	3 (93)	3 (97)	5 (88)	14	0	0		1.40	459	19	50
666	Middletown	Kristina Day	6 (85)	5 (86)	4 (92)	5 (88)	7 (79)	20	0	0		0.96	430	27	72

Sylvania Invitational Humorous Interpretation

Code	Team	Competitor(s)	Prelims					Drop worst	1s	1s and 2s	Head to head	Recips	Spkr. points	Rank total	Prelim result
			1	2	3	4	5								
667	Wooster	Jack Reynolds	6 (88)	5 (87)	5 (95)	2 (96)	4 (90)	16	0	1		1.32	456	22	57
668	Wooster	DJ Petika	3 (91)	5 (92)	5 (90)	6 (90)	5 (89)	18	0	0		1.10	452	24	68
669	Wooster	Beth Clayton	6 (76)	5 (91)	3 (91)	6 (87)	4 (87)	18	0	0		1.12	432	24	67
670	Notre Dame Academy	Julia Balzer	7 (84)	4 (90)	2 (93)	2 (94)	7 (78)	15	0	2		1.54	439	22	51
671	Liberty H.S.	Noah Persson	4 (86)	2 (97)	4 (85)	4 (89)	3 (90)	13	0	1		1.58	447	17	42
672	Liberty H.S.	Jala Beasley	5 (87)	5 (92)	3 (97)	5 (81)	1 (98)	14	1	1		1.93	455	19	46
674	Perrysburg	Ethan Bielefeld	5 (90)	7 (90)	5 (85)	1 (100)	6 (90)	17	1	1		1.71	455	24	59
675	Perrysburg	Victor Paredes	4 (94)	3 (95)	5 (89)	3 (91)	5 (87)	15	0	0	W	1.32	456	20	54
676	Perrysburg	Julia Gonzales	6 (80)	7 (78)	7 (89)	6 (85)	6 (81)	25	0	0		0.79	413	32	84
677	GlenOak	Katie Marlin	3 (90)	2 (96)	3 (87)	2 (89)	5 (89)	10	0	2		1.87	451	15	34
678	GlenOak	Kate Calabretta	3 (84)	1 (98)	4 (92)	2 (96)	3 (92)	9	1	2		2.42	462	13	22
679	Middletown	Ellen Hart	4 (87)	5 (84)	3 (89)	3 (89)	2 (98)	12	0	1		1.62	447	17	37
680	GlenOak	Seth Mueller	7 (78)	6 (79)	6 (85)	7 (85)	5 (88)	24	0	0		0.82	415	31	82
681	Sylvania Southview	Sara Young	2 (95)	2 (97)	5 (90)	3 (94)	4 (94)	11	0	2		1.78	470	16	35
682	Ursuline	Madeline Pomeroy	2 (96)	3 (93)	4 (93)	6 (90)	3 (93)	12	0	1		1.58	465	18	38
684	Wadsworth	Dimitri Georgiadis	1 (98)	1 (98)	3 (89)	1 (98)	1 (99)	4	4	4		4.33	482	7	2
685	Wadsworth	Sydney Nardo	6 (85)	6 (92)	5 (92)	5 (89)	6 (85)	22	0	0		0.90	443	28	77
686	Wadsworth	Allie Spinder	6 (92)	4 (90)	6 (84)	6 (86)	5 (94)	21	0	0		0.95	446	27	73
688	Carrollton	JESSIE BOWMAN	3 (88)	5 (93)	4 (87)	2 (97)	1 (96)	10	1	2		2.28	461	15	30
689	Centerville	Elizabeth Kilbride	5 (80)	6 (91)	2 (96)	4 (90)	6 (92)	17	0	1		1.28	449	23	62
690	Centerville	Anna Baker	7 (87)	6 (90)	5 (83)	4 (88)	6 (88)	21	0	0		0.93	436	28	76
691	Centerville	Eric Roytman	1 (98)	2 (95)	3 (94)	3 (94)	2 (99)	8	1	3		2.67	480	11	16
692	Centerville	Ali Forster	2 (95)	6 (89)	4 (90)	5 (88)	4 (90)	15	0	1		1.37	452	21	52
693	Centerville	Rohan Khanzada	3 (91)	3 (92)	7 (85)	5 (88)	4 (91)	15	0	0		1.26	447	22	55
694	Jackson H.S.	Micah Stone	6 (87)	2 (95)	6 (90)	2 (94)	4 (95)	14	0	2		1.58	461	20	48
695	Maumee Valley Country Day	Deena Zucker	6 (83)	5 (89)	5 (90)	7 (89)	2 (94)	18	0	1		1.21	445	25	66

Sylvania Invitational Impromptu Speaking

Code	Team	Competitor(s)	Prelims					Drop worst	1s	1s and 2s	Head to head	Recips	Spkr. points	Rank total	Prelim result
			1	2	3	4	5								
901	Canfield	Gary Zmary	1 (99)	1 (94)	2 (96)	1 (94)	2 (97)	5	3	5		4.00	480	7	1
902	Canfield	Angela Pupino	3 (94)	4 (92)	1 (98)	2 (96)	1 (97)	7	2	3	W	3.08	477	11	8
903	Canfield	Rosie Bresson	1 (98)	4 (94)	1 (97)	2 (97)	5 (87)	8	2	3		2.95	473	13	11
904	Canfield	Kiel Fizet	5 (88)	7 (78)	7 (86)	5 (90)	7 (88)	24	0	0		0.83	430	31	54
905	Canfield	Rachel Sinclair	3 (94)	6 (85)	4 (94)	6 (83)	6 (89)	19	0	0		1.08	445	25	47
906	Canfield	Helen Neff	6 (88)	2 (93)	6 (73)	5 (87)	5 (74)	18	0	1	W	1.23	415	24	44
907	Sylvania Southview	Sophia Yakumithis	5 (92)	5 (86)	6 (88)			10	0	0		0.57	266	16	59
908	Mason	Mihir Parshionikar	2 (98)	3 (95)	2 (97)	2 (97)	5 (85)	9	0	3		2.03	472	14	16
910	Wadsworth	Dan Howard	4 (93)	4 (85)	5 (90)	5 (85)	4 (84)	17	0	0		1.15	437	22	43
911	South Range	Luke Eusebio	1 (99)	4 (85)	1 (98)	3 (95)	2 (95)	7	2	3		3.08	472	11	9
912	South Range	Jordan DeSantis	2 (96)	3 (89)	1 (97)	1 (97)	1 (96)	5	3	4		3.83	475	8	4
913	South Range	Samantha Millison	6 (82)	3 (94)	5 (92)	2 (93)	5 (93)	15	0	1		1.40	454	21	37
914	Jackson H.S.	Isha Das	4 (92)	2 (97)	1 (93)	1 (99)	1 (98)	5	3	4		3.75	479	9	5
916	Jackson H.S.	Simran Vaidya	1 (95)	2 (90)	4 (90)	4 (86)	6 (86)	11	1	2		2.17	447	17	22
917	Mason	Deepa Ananth	4 (85)	5 (88)	3 (95)	2 (93)	3 (91)	12	0	1		1.62	452	17	30
918	Hawken School	Michael Gerace	1 (98)	5 (90)	5 (89)	1 (96)	2 (95)	9	2	3		2.90	468	14	14
919	Hawken School	Isaac Jacobson	3 (90)	2 (94)	4 (93)	5 (85)	3 (91)	12	0	1		1.62	453	17	29
921	Louisville	Samantha Kibler	2 (97)	1 (96)	1 (97)	1 (98)	3 (96)	5	3	4		3.83	484	8	3
922	Louisville	Steven Cessna	6 (89)	5 (80)	3 (91)	4 (88)	3 (85)	15	0	0		1.28	433	21	39
923	North Canton Hoover	Michaela Morris	4 (94)	5 (93)	6 (87)	7 (85)	4 (94)	19	0	0		1.01	453	26	49
924	North Canton Hoover	Ethan Plaster	6 (75)	6 (78)	5 (88)	5 (95)	6 (84)	22	0	0		0.90	420	28	53
925	North Canton Hoover	Austin Thomas	3 (97)	1 (97)	6 (87)	3 (95)	4 (93)	11	1	1		2.08	469	17	23
926	Mason	Prithvi Shetty	7 (88)	3 (84)	5 (89)	3 (90)	3 (95)	14	0	0		1.34	446	21	36
927	Austintown-Fitch	Cassie Wirtz	6 (88)	1 (98)	3 (91)	3 (90)	3 (89)	10	1	1		2.17	456	16	20
928	Austintown-Fitch	Kayla Sabo	2 (97)	1 (100)	2 (96)	1 (99)	2 (90)	6	2	5		3.50	482	8	6
929	Austintown-Fitch	Robyn Minkewicz	7 (82)	2 (93)	3 (93)	5 (85)	2 (86)	12	0	2		1.68	439	19	26
930	Sylvania Northview	Maggie Figliomeni	7 (90)	4 (83)	4 (80)	3 (89)	4 (89)	15	0	0	W	1.23	431	22	38
931	Princeton	Rayanna Floyd	5 (85)	6 (79)	6 (90)	6 (88)	5 (88)	22	0	0		0.90	430	28	52
932	Marburn Academy	Elizabeth Ryan	7 (80)	7 (85)	6 (86)	6 (75)	7 (80)	26	0	0		0.76	406	33	57
933	Marburn Academy	Bryant Isbister	6 (82)	7 (70)	7 (80)	7 (75)	6 (73)	26	0	0		0.76	380	33	58

Sylvania Invitational Impromptu Speaking

Code	Team	Competitor(s)	Prelims					Drop worst	1s	1s and 2s	Head to head	Recips	Spkr. points	Rank total	Prelim result
			1	2	3	4	5								
934	Cardinal-Mooney	Molly McQuillan	2 (93)	3 (90)	7 (87)	6 (94)	5 (88)	16	0	1		1.34	452	23	40
935	Cardinal-Mooney	Natalie Colwell	5 (95)	1 (93)	1 (95)	6 (85)	6 (80)	13	2	2		2.53	448	19	31
936	Cardinal-Mooney	Olivia Proia	5 (84)	3 (90)	4 (90)	6 (84)	4 (88)	16	0	0		1.20	436	22	42
937	Princeton	Shantel Bonner	4 (89)	5 (82)	5 (88)	5 (87)	7 (91)	19	0	0		0.99	437	26	50
938	Cardinal-Mooney	Maria Bova	5 (89)	2 (89)	5 (91)	4 (88)	6 (90)	16	0	1		1.32	447	22	41
939	Notre Dame Academy	Nikita Ajmera	1 (98)	2 (98)	1 (99)	2 (92)	1 (93)	5	3	5		4.00	480	7	1
940	Notre Dame Academy	Ellen Buerk	1 (98)	1 (95)	6 (88)	1 (97)	5 (81)	8	3	3		3.37	459	14	10
941	Notre Dame Academy	Kimi Shah	3 (95)	6 (75)	3 (95)	2 (96)	5 (92)	13	0	1		1.53	453	19	34
942	Bexley	Aldon Knolls	1 (99)	4 (85)	4 (92)	5 (87)	1 (95)	10	2	2		2.70	458	15	17
945	Wauseon	Daniel Avelares	3 (90)	4 (88)	4 (90)	2 (93)	3 (84)	12	0	1		1.67	445	16	28
946	Wauseon	Andrew Kohls	4 (96)	5 (84)	2 (92)	3 (97)	2 (96)	11	0	2		1.78	465	16	25
947	Wauseon	Levi Rees	7 (84)	6 (84)	7 (84)	7 (81)	6 (83)	26	0	0		0.76	416	33	55
949	Canton Central Catholic	ABBEY SWOPE	4 (90)	4 (89)	3 (91)	4 (88)	3 (93)	14	0	0		1.42	451	18	35
950	Massillon Perry	Bella Grossi	3 (95)	3 (90)	1 (99)	3 (91)	4 (89)	10	1	1		2.25	464	14	19
951	Massillon Perry	Sean Elofskey	1 (100)	2 (90)	4 (90)	6 (86)	4 (93)	11	1	2		2.17	459	17	21
952	Massillon Perry	Alix Princehorn	3 (92)	3 (90)	6 (90)	4 (90)	1 (95)	11	1	1		2.08	457	17	24
953	Oakwood	Timothy McCarthy	6 (83)	2 (95)	4 (89)	6 (85)	1 (96)	13	1	2		2.08	448	19	32
955	Oakwood	Sam Tatham	2 (96)	1 (96)	2 (96)	3 (89)	1 (98)	6	2	4		3.33	475	9	7
956	Oakwood	Abby Eifert	2 (96)	4 (86)	2 (98)	2 (98)	2 (95)	8	0	4		2.25	473	12	13
958	Maumee H.S.	Courtney McIntire	3 (93)	6 (80)	3 (92)	1 (95)	2 (90)	9	1	2		2.33	450	15	15
960	Sylvania Southview	Carson Bullock	5 (78)	5 (84)	5 (89)	3 (95)	6 (80)	18	0	0		1.10	426	24	46
961	Maumee H.S.	Rebekah Glover	6 (86)	7 (89)	7 (84)	6 (80)	7 (72)	26	0	0		0.76	411	33	56
962	Sylvania Northview	Tiana Sarsour	5 (91)	6 (87)	2 (93)	5 (85)	6 (92)	18	0	1		1.23	448	24	45
963	Sylvania Northview	Liz Hildebrant	4 (92)	3 (89)	3 (94)	4 (88)	2 (93)	12	0	1		1.67	456	16	27
965	Liberty H.S.	Daniel Miles	2 (95)	1 (98)	3 (93)	4 (89)	5 (92)	10	1	2		2.28	467	15	18
966	Wadsworth	Kevin McQuate	5 (89)	6 (92)	6 (85)	4 (93)	4 (77)	19	0	0		1.03	436	25	48
969	Perrysburg	Zach Ibarra	6 (85)	6 (83)	2 (92)	4 (96)	1 (88)	13	1	2		2.08	444	19	33
970	Perrysburg	Lauren Piezer	4 (85)	7 (83)	5 (79)	7 (86)	4 (89)	20	0	0		0.99	422	27	51
971	Sylvania Southview	Ridhwan Sedique	2 (95)	5 (84)	2 (97)	1 (95)	3 (94)	8	1	3		2.53	465	13	12

Sylvania Invitational
International Extemporaneous Speaking

Code	Team	Competitor(s)	Prelims					Drop worst	1s	1s and 2s	Head to head	Recips	Spkr. points	Rank total	Prelim result
			1	2	3	4	5								
201	Canfield	Richie Abel	2 (93)	2 (97)	5 (82)	2 (97)	1 (99)	7	1	4		2.70	468	12	10
202	Canfield	Alec Kan	1 (98)	2 (97)	3 (92)	1 (95)	3 (96)	7	2	3		3.17	478	10	8
203	Canfield	Cooper Johnson	4 (87)	2 (85)	1 (98)	1 (97)	5 (88)	8	2	3		2.95	455	13	11
204	Canfield	Cameron Maras	2 (94)	2 (97)	5 (88)	2 (90)	3 (97)	9	0	3		2.03	466	14	13
205	Gahanna Lincoln	Stacy Studer	4 (86)	5 (93)	6 (80)	5 (85)	4 (90)	18	0	0		1.07	434	24	33
206	Solon	Eric Wang	1 (98)	4 (81)	1 (95)	1 (99)	1 (98)	4	4	4		4.25	471	8	1
208	Solon	Steve Zhou	6 (86)	4 (87)	7 (78)	4 (91)	6 (85)	20	0	0		0.98	427	27	39
209	Jackson H.S.	Abhishek Bhargava	1 (98)	1 (98)	1 (98)	3 (93)	2 (97)	5	3	4		3.83	484	8	2
210	Jackson H.S.	Saurabh Vasil	2 (93)	1 (98)	1 (98)	1 (95)	4 (95)	5	3	4		3.75	479	9	6
211	Jackson H.S.	Kevin Niu	4 (87)	3 (95)	6 (83)	2 (90)	1 (98)	10	1	2		2.25	453	16	16
212	Jackson H.S.	Eli Abboud	5 (86)	5 (86)	3 (86)	3 (92)	2 (99)	13	0	1		1.57	449	18	25
213	Oakwood	Grant Pitarys	4 (85)	5 (87)	5 (87)	5 (83)	6 (80)	19	0	0		1.02	422	25	34
214	Austintown-Fitch	Carmen Burk	6 (87)	2 (95)	2 (97)	5 (88)	6 (87)	15	0	2		1.53	454	21	28
215	Austintown-Fitch	Julia Jones	5 (90)	3 (90)	5 (81)	2 (93)	2 (97)	12	0	2		1.73	451	17	21
216	Austintown-Fitch	Anna Jadue	5 (86)	6 (85)	6 (80)	6 (80)	5 (85)	22	0	0		0.90	416	28	41
218	Beavercreek	Cara Clark	2 (97)	1 (98)	1 (98)	1 (95)	3 (95)	5	3	4		3.83	483	8	3
219	Beavercreek	Zoe Elizalde	7 (85)	4 (88)	5 (87)	7 (80)	4 (88)	20	0	0		0.99	428	27	37
220	Centerville	Ross Bales	4 (91)	5 (80)	6 (86)	3 (88)	5 (89)	17	0	0		1.15	434	23	32
222	Cardinal-Mooney	Emily Kiraly	4 (88)	6 (92)	3 (93)	2 (95)	2 (90)	11	0	2		1.75	458	17	19
223	Cardinal-Mooney	Allison Christopher	1 (95)	1 (87)	1 (90)	2 (95)	4 (95)	5	3	4	W	3.75	462	9	5
224	Cardinal-Mooney	Joseph Humenick	2 (97)	3 (95)	3 (91)	4 (86)	4 (94)	12	0	1		1.67	463	16	22
225	Carrollton	DANNY BAKER	6 (79)	6 (84)	6 (77)	7 (85)	6 (82)	24	0	0		0.81	407	31	45
226	Wauseon	Brenden Kost	1 (99)	1 (98)	2 (95)	3 (94)	3 (95)	7	2	3		3.17	481	10	7
227	Massillon Perry	Trisha Barnett	5 (85)	6 (79)	2 (96)	5 (86)	3 (96)	15	0	1		1.40	442	21	29
228	Massillon Perry	Kate Lane	4 (91)	3 (90)	3 (91)	6 (88)	3 (96)	13	0	0		1.42	456	19	26
229	Massillon Perry	Clay Owens	6 (89)	6 (85)	4 (88)	5 (80)	2 (97)	17	0	1		1.28	439	23	31
230	Massillon Perry	Grace DiGiulio	6 (80)	7 (91)	4 (85)	7 (89)	7 (79)	24	0	0		0.85	424	31	43
231	Oakwood	Emmaline Bennett	5 (84)	7 (80)	5 (86)	3 (92)	7 (89)	20	0	0		1.02	431	27	36
232	Oakwood	Andrew Hamiel	6 (80)	4 (95)	4 (82)	4 (86)	1 (98)	13	1	1		1.92	441	19	24
233	Oakwood	Ariel Kravitz	2 (95)	7 (74)	4 (90)	4 (94)	4 (91)	14	0	1		1.39	444	21	27

**Sylvania Invitational
International Extemporaneous Speaking**

Code	Team	Competitor(s)	Prelims					Drop worst	1s	1s and 2s	Head to head	Recips	Spkr. points	Rank total	Prelim result
			1	2	3	4	5								
236	Maumee H.S.	Dan Ostberg	3 (92)	5 (94)	4 (88)	2 (96)	3 (89)	12	0	1		1.62	459	17	23
237	Maumee Valley Country Day	Emma Baker	6 (80)	5 (86)	6 (84)	6 (90)	4 (90)	21	0	0		0.95	430	27	40
238	Wooster	Vicki Anderson	3 (92)	3 (84)	1 (97)	4 (84)	1 (95)	8	2	2		2.92	452	12	12
239	Wooster	Paige Clayton	1 (96)	1 (98)	2 (97)	3 (95)	5 (91)	7	2	3		3.03	477	12	9
240	Wooster	Shreya Gurumurthy	5 (83)	6 (92)	6 (85)	5 (90)	7 (84)	22	0	0		0.88	434	29	42
241	Wooster	Samantha Brunn	3 (90)	4 (88)	4 (88)	6 (86)	5 (90)	16	0	0		1.20	442	22	30
244	Perrysburg	Jack Xiao	7 (78)	6 (88)	7 (79)	6 (84)	5 (87)	24	0	0		0.82	416	31	44
245	Perrysburg	Areeb Ahmed	5 (90)	4 (94)	5 (79)	6 (81)	6 (90)	20	0	0		0.98	434	26	38
246	Mason	Vighnesh Ramesh	3 (92)	1 (98)	2 (94)	5 (93)	6 (85)	11	1	2		2.20	462	17	18
247	GlenOak	Brooke Hisrich	2 (95)	4 (93)	3 (90)	4 (87)	1 (98)	10	1	2		2.33	463	14	14
248	Wadsworth	Jacob Wilkinson	3 (93)	3 (96)	2 (88)	3 (86)	6 (89)	11	0	1		1.67	452	17	20
249	Mason	Sai Madichetty	3 (93)	5 (89)	4 (84)	1 (97)	2 (96)	10	1	2		2.28	459	15	15
250	Mason	Sriharsha Voleti	7 (76)	2 (93)	7 (80)	6 (78)	5 (92)	20	0	1		1.15	419	27	35
251	Mason	Harsha Ramesh	1 (94)	2 (95)	3 (96)	1 (97)	1 (100)	5	3	4		3.83	482	8	4
252	Beavercreek	Jackie Cotelleso	3 (88)	3 (93)	2 (92)	4 (91)	2 (98)	10	0	2		1.92	462	14	17

This tournament is being run using SpeechWire Tournament Services software - www.SpeechWire.com.
© 2004-2014 Ben Stewart - All Rights Reserved. SpeechWire version 4.19.005.

Sylvania Invitational Oratorical Interpretation

Code	Team	Competitor(s)	Prelims					Drop worst	1s	1s and 2s	Head to head	Recips	Spkr. points	Rank total	Prelim result
			1	2	3	4	5								
401	Canfield	Mia Battaglia	3 (89)	1 (98)	1 (100)	1 (97)	2 (96)	5	3	4		3.83	480	8	4
402	Canfield	Megan Factor	6 (86)	2 (97)	1 (99)	3 (96)	1 (97)	7	2	3		3.00	475	13	14
403	Canfield	Ana Johnson	4 (88)	7 (81)	3 (91)	5 (81)	4 (90)	16	0	0		1.18	431	23	58
404	Canfield	Isabelle Savich	5 (85)	5 (86)	3 (89)	5 (91)	6 (79)	18	0	0	W	1.10	430	24	61
405	Canfield	Jordan Audia	5 (86)	5 (86)	3 (92)	6 (86)	6 (87)	19	0	0		1.07	437	25	64
406	Beavercreek	Kelley Hill Jr.	7 (72)	3 (92)	7 (87)	7 (80)	5 (85)	22	0	0		0.96	416	29	73
407	Canton McKinley	Corina Harvey	2 (90)	4 (88)	5 (89)	6 (85)	2 (95)	13	0	2		1.62	447	19	41
408	Gahanna Lincoln	Kate Frank	1 (95)	3 (92)	2 (90)	4 (88)	4 (92)	10	1	2		2.33	457	14	25
409	Gahanna Lincoln	Kathleen Candor	5 (88)	4 (87)	7 (84)	6 (82)	5 (88)	20	0	0		0.96	429	27	69
410	Gahanna Lincoln	Sarah Beavers	5 (87)	1 (95)	1 (97)	1 (90)	3 (91)	6	3	3		3.53	460	11	9
411	Napoleon	matthew Miller	6 (82)	7 (75)	7 (70)	7 (72)	6 (82)	26	0	0		0.76	381	33	84
412	South Range	Natalie Eusebio	1 (95)	1 (98)	4 (91)	1 (98)	2 (98)	5	3	4		3.75	480	9	5
413	South Range	Kameron Hobbs	2 (93)	1 (97)	2 (95)	2 (96)	2 (97)	7	1	5		3.00	478	9	16
414	South Range	Jillian Maynard	5 (83)	4 (90)	4 (88)	4 (94)	4 (88)	16	0	0		1.20	443	21	57
415	South Range	Gracey White	6 (75)	7 (70)	7 (72)	7 (85)	7 (84)	27	0	0		0.74	386	34	86
416	South Range	Jessica Stellers	6 (84)	6 (85)	6 (70)	4 (91)	5 (85)	21	0	0		0.95	415	27	72
417	Poland Seminary	Kate Landry	1 (94)	3 (90)	1 (97)	2 (97)	4 (91)	7	2	3		3.08	469	11	11
418	Poland Seminary	Sydney Smaldino	3 (90)	7 (89)	1 (95)	2 (87)	1 (99)	7	2	3		2.98	460	14	15
419	Poland Seminary	Paige Shoemaker	3 (89)	6 (85)	2 (92)	7 (84)	7 (85)	18	0	1		1.29	435	25	60
420	Solon	Julia Boccadoro	1 (95)	2 (96)	1 (99)	1 (98)	2 (92)	5	3	5	W	4.00	480	7	2
421	Wadsworth	Benjamin Peters	4 (88)	1 (97)	2 (98)	2 (97)	1 (100)	6	2	4		3.25	480	10	10
422	Solon	Grace Xu	3 (90)	2 (94)	5 (87)	5 (86)	2 (94)	12	0	2		1.73	451	17	37
423	Jackson H.S.	Marisa Dinko	5 (83)	3 (90)	4 (85)	2 (97)	1 (89)	10	1	2		2.28	444	15	28
425	Maumee Valley Country Day	Kassie Fuiten	6 (83)	6 (86)	5 (84)	6 (85)	4 (85)	21	0	0		0.95	423	27	71
426	Canton Central Catholic	MEGAN WASIK	3 (96)	3 (95)	2 (90)	3 (96)	2 (92)	10	0	2		2.00	469	13	31
427	Hawken School	Joanna Sherman	6 (88)	6 (86)	5 (87)	7 (84)	7 (78)	24	0	0	W	0.82	423	31	80
428	Louisville	Kali Newcomer	5 (86)	3 (94)	5 (92)	6 (88)	6 (87)	19	0	0		1.07	447	25	63
429	Louisville	Emily Schmucker	3 (92)	5 (92)	3 (92)	2 (92)	5 (83)	13	0	1		1.57	451	18	44
430	Louisville	Olivia Warther	3 (89)	5 (90)	3 (85)	3 (94)	4 (95)	13	0	0		1.45	453	18	46
431	Louisville	Hayley Swain	4 (87)	2 (92)	2 (94)	3 (97)	3 (90)	10	0	2		1.92	460	14	32

Sylvania Invitational Oratorical Interpretation

Code	Team	Competitor(s)	Prelims					Drop worst	1s	1s and 2s	Head to head	Recips	Spkr. points	Rank total	Prelim result
			1	2	3	4	5								
432	Liberty H.S.	Amber Dressel	7 (76)	7 (78)	7 (80)	6 (78)	7 (75)	27	0	0		0.74	387	34	85
433	North Canton Hoover	Ashley Horn	2 (96)	2 (97)	2 (97)	3 (89)	2 (95)	8	0	4		2.33	474	11	21
434	North Canton Hoover	Caroline Shepherd	5 (80)	3 (94)	4 (95)	2 (96)	6 (80)	14	0	1		1.45	445	20	50
435	North Canton Hoover	Caroline Voegele	1 (98)	2 (94)	4 (89)	3 (93)	1 (95)	7	2	3		3.08	469	11	11
436	North Canton Hoover	Ally Tsenekos	1 (92)	6 (87)	2 (98)	3 (90)	4 (89)	10	1	2		2.25	456	16	29
437	North Canton Hoover	Annie Denbrock	3 (85)	6 (82)	4 (90)	5 (87)	4 (94)	16	0	0	W	1.20	438	22	56
438	Centerville	Anita Ambalevenan	2 (90)	2 (92)	6 (90)	5 (90)	3 (95)	12	0	2		1.70	457	18	38
439	Austintown-Fitch	Christian Roberts	3 (89)	1 (95)	1 (97)	1 (98)	3 (86)	6	3	3		3.67	465	9	7
440	Austintown-Fitch	Albert Jordan	1 (99)	1 (99)	1 (94)	1 (95)	2 (90)	4	4	5		4.50	477	6	1
441	Austintown-Fitch	Kerrigan While	2 (93)	4 (87)	4 (94)	2 (91)	1 (97)	9	1	3		2.50	462	13	24
442	Austintown-Fitch	Abi Biroshak	4 (85)	2 (95)	2 (93)	5 (90)	3 (94)	11	0	2		1.78	457	16	35
443	Wadsworth	Katie Fox	2 (92)	6 (90)	4 (87)	5 (87)	3 (94)	14	0	1		1.45	450	20	49
444	Marburn Academy	Donald Corlett	7 (80)	7 (79)	7 (83)	5 (93)	5 (89)	24	0	0		0.83	424	31	79
445	Canton McKinley	Kaitlin Brown	3 (92)	2 (93)	5 (92)			5	0	1		1.03	277	10	88
446	Canton McKinley	Johnella Cross	2 (93)	4 (93)	2 (93)	1 (98)	2 (98)	7	1	4		2.75	475	11	17
447	Canton McKinley	Alexis Boswell	5 (84)	3 (89)	5 (83)	4 (92)	4 (89)	16	0	0		1.23	437	21	55
448	Canton McKinley	Maranda Lee	7 (82)	5 (87)	6 (86)	4 (85)	7 (80)	22	0	0		0.90	420	29	74
449	Massillon Perry	Morgan Ferrell	4 (89)	3 (95)	4 (92)	1 (100)	1 (95)	9	2	2		2.83	471	13	22
450	Cardinal-Mooney	Francesco Vennetti	1 (97)	4 (94)	1 (95)	1 (99)	3 (85)	6	3	3		3.58	470	10	8
451	Cardinal-Mooney	Haley Mitchell	1 (95)	1 (95)	7 (82)	1 (98)	5 (88)	8	3	3		3.34	458	15	18
452	Middletown	Rachel Brand	4 (88)	2 (97)	5 (89)	5 (84)	5 (82)	16	0	1		1.35	440	21	54
453	Sylvania Southview	Noah Sedique	6 (71)	7 (87)	6 (87)	6 (75)	6 (84)	24	0	0		0.81	404	31	82
454	Carrollton	HAILEY ROSENBERGER	2 (90)	5 (88)	5 (91)	6 (77)	3 (95)	15	0	1		1.40	441	21	52
455	Notre Dame Academy	caitlin Spielvogel	6 (84)	4 (88)	3 (94)	4 (94)	3 (97)	14	0	0		1.33	457	20	51
456	Notre Dame Academy	Schuyler Stupica	4 (85)	4 (93)	2 (93)	4 (89)	3 (93)	13	0	1		1.58	453	17	42
457	Notre Dame Academy	Stephanie Sim	4 (88)	5 (88)	3 (96)	1 (98)	1 (95)	9	2	2		2.78	465	14	23
461	Wauseon	Myranda Matthews	7 (85)	4 (92)	1 (96)	3 (96)	3 (94)	11	1	1		2.06	463	18	34
462	Wauseon	Olivia Rodriguez	7 (80)	5 (87)	6 (85)	6 (89)	7 (89)	24	0	0		0.82	430	31	81
463	Wauseon	Kaitlyn Sager	3 (89)	6 (86)	7 (87)	7 (90)	7 (85)	23	0	0		0.93	437	30	78
464	Centerville	Brian Schutter	6 (82)	2 (94)	3 (90)	2 (97)	5 (90)	12	0	2		1.70	453	18	39

Sylvania Invitational Oratorical Interpretation

Code	Team	Competitor(s)	Prelims					Drop worst	1s	1s and 2s	Head to head	Recips	Spkr. points	Rank total	Prelim result
			1	2	3	4	5								
465	Centerville	Ishita Garg	2 (93)	1 (97)	5 (88)	1 (99)	1 (99)	5	3	4		3.70	476	10	6
467	Massillon Perry	Adam Stroh	1 (95)	2 (94)	4 (89)	6 (89)	4 (84)	11	1	2		2.17	451	17	33
468	Massillon Perry	Alexis Collins	6 (86)	5 (84)	6 (81)	4 (93)	1 (97)	16	1	1		1.78	441	22	53
469	Massillon Perry	Leighton Rosendale	4 (90)	4 (91)	2 (96)	3 (85)	4 (82)	13	0	1		1.58	444	17	43
470	Massillon Perry	Madison Lamp	4 (95)	3 (92)	2 (92)	6 (92)	4 (90)	13	0	1		1.50	461	19	45
471	Centerville	Madison McComas	2 (98)	1 (98)	1 (95)	3 (94)	5 (80)	7	2	3		3.03	465	12	13
472	Oakwood	Emily Haluschak	3 (91)	3 (92)	6 (88)	2 (97)	6 (87)	14	0	1		1.50	455	20	48
473	Oakwood	Sarah Haluschak	4 (87)	7 (93)	5 (82)	5 (88)	6 (85)	20	0	0		0.96	435	27	68
474	Oakwood	Naomi Tellez	2 (90)	1 (97)	1 (98)	2 (98)	1 (92)	5	3	5		4.00	475	7	3
477	Maumee H.S.	Tabitha Marquis	7 (72)	6 (80)	7 (85)	4 (94)	5 (88)	22	0	0		0.90	419	29	75
479	Sylvania Northview	Sejal Shah	6 (87)	7 (84)	4 (84)	6 (89)	6 (88)	22	0	0		0.89	432	29	76
480	Wooster	Amanda Petit	2 (90)	2 (93)	3 (95)			4	0	2		1.33	278	7	87
481	Wooster	Alli Wigham	2 (95)	3 (91)	3 (93)	2 (96)	1 (98)	8	1	3		2.67	473	11	20
482	Wooster	Drew Arbogast	4 (78)	6 (90)	4 (83)	5 (88)	1 (96)	14	1	1		1.87	435	20	47
483	Wooster	Sarah Hopkins	5 (84)	6 (82)	6 (86)	4 (92)	5 (91)	20	0	0		0.98	435	26	66
484	Liberty H.S.	Gianna Davila	1 (94)	6 (88)	3 (96)	3 (94)	3 (95)	10	1	1		2.17	467	16	30
485	Liberty H.S.	Jack Parker	7 (80)	4 (89)	6 (80)	3 (95)	5 (85)	18	0	0		1.09	429	25	62
487	Perrysburg	Abbey Griffioen	5 (93)	3 (92)	6 (84)	3 (95)	7 (85)	17	0	0		1.18	449	24	59
488	Perrysburg	Alisa Leong	6 (82)	5 (84)	6 (90)	7 (88)	5 (84)	22	0	0		0.88	428	29	77
489	Perrysburg	Rachel Hertzfeld	7 (80)	7 (78)	6 (80)	5 (80)	7 (78)	25	0	0		0.80	396	32	83
490	Centerville	Kiki Bashir	1 (97)	5 (90)	3 (87)	4 (83)	2 (95)	10	1	2		2.28	452	15	27
491	Middletown	Emma English	1 (94)	4 (88)	5 (81)	4 (92)	4 (94)	13	1	1		1.95	449	18	40
493	GlenOak	Emily Fricker	4 (86)	5 (91)	7 (90)	5 (91)	6 (80)	20	0	0		0.96	438	27	67
499	Wadsworth	Amanda Gaeckle	7 (84)	4 (91)	5 (87)	1 (99)	2 (96)	12	1	2		2.09	457	19	36
4101	Wadsworth	Greta Conley	5 (88)	1 (96)	4 (94)	2 (98)	3 (88)	10	1	2		2.28	464	15	26
4102	Sylvania Southview	Grace Robaskiewicz	3 (89)	6 (87)	6 (91)	6 (85)	6 (90)	21	0	0		1.00	442	27	70
4104	Sylvania Southview	Omair Hasan	5 (87)	1 (97)	1 (95)	4 (87)	2 (86)	8	2	3		2.95	452	13	19
4105	Sylvania Southview	Sarah Gesick	6 (85)	5 (88)	3 (85)	7 (83)	6 (83)	20	0	0		1.01	424	27	65

Sylvania Invitational Original Oratory

Code	Team	Competitor(s)	Prelims					Drop worst	1s	1s and 2s	Head to head	Recips	Spkr. points	Rank total	Prelim result
			1	2	3	4	5								
301	Canfield	Katelyn Baltes	4 (91)	4 (90)	2 (90)	1 (98)	4 (96)	11	1	2		2.25	465	15	28
302	Canfield	Maddy Urig	3 (92)	2 (95)	1 (89)	4 (89)	2 (90)	8	1	3		2.58	455	12	19
303	Canfield	Taylor Mead	5 (91)	3 (95)	1 (100)	5 (92)	2 (92)	11	1	2		2.23	470	16	29
304	Canfield	Alexis Heldreth	4 (90)	6 (86)	4 (95)	5 (85)	6 (91)	19	0	0	W	1.03	447	25	60
305	Canfield	Ben Durrant	5 (85)	5 (88)	7 (80)	5 (82)	4 (93)	19	0	0		0.99	428	26	62
306	Canfield	Delaney Bresnahan	3 (97)	4 (89)	4 (92)	4 (90)	2 (94)	13	0	1		1.58	462	17	43
308	Gahanna Lincoln	Jennie McAndrew	2 (97)	2 (92)	4 (85)	5 (89)	3 (96)	11	0	2		1.78	459	16	34
309	Gahanna Lincoln	Gabby Howell	6 (80)	5 (93)	6 (83)	2 (93)	3 (91)	16	0	1	W	1.37	440	22	50
310	Gahanna Lincoln	Loie Greenwood	1 (98)	2 (92)	1 (91)	2 (93)	3 (93)	6	2	4	W	3.33	467	9	8
311	Louisville	Kaylyn Bennett	6 (81)	3 (89)	4 (83)	5 (92)	4 (89)	16	0	0		1.20	434	22	55
312	South Range	Harleigh Solvesky	1 (100)	1 (100)	4 (90)	2 (99)	1 (95)	5	3	4		3.75	484	9	4
313	South Range	Caleb McClemore	7 (78)	2 (96)	3 (88)	1 (94)	2 (95)	8	1	3		2.48	451	15	20
314	Tusky Valley HS	Abby Thomas	3 (94)	1 (96)	5 (87)	6 (80)	4 (88)	13	1	1	W	1.95	445	19	41
316	Solon	Aruni Prakash	4 (91)	4 (88)	4 (91)	3 (95)	3 (97)	14	0	0		1.42	462	18	47
317	Jackson H.S.	Veda Mathur	2 (98)	3 (98)	3 (87)	1 (94)	5 (89)	9	1	2		2.37	466	14	22
319	Beavercreek	Saima Wase	3 (92)	5 (89)	3 (90)	3 (89)	3 (95)	12	0	0		1.53	455	17	39
324	Louisville	Jessica Bogue	2 (97)	2 (96)	3 (93)	4 (90)	3 (95)	10	0	2		1.92	471	14	26
325	Louisville	Kristin Werstler	2 (94)	3 (96)	5 (88)	1 (94)	6 (80)	11	1	2		2.20	452	17	33
326	Sylvania Southview	Logan Sander	3 (96)	4 (94)	5 (90)	4 (94)	5 (83)	16	0	0		1.23	457	21	53
327	North Canton Hoover	Mollie Wright	4 (96)	1 (93)	2 (97)	2 (97)	1 (98)	6	2	4		3.25	481	10	10
328	North Canton Hoover	Clarissa Staley	5 (93)	4 (95)	4 (87)	4 (94)	3 (91)	15	0	0		1.28	460	20	49
329	North Canton Hoover	Tiffany Casturo	4 (80)	3 (92)	2 (89)	4 (88)	5 (88)	13	0	1		1.53	437	18	44
330	North Canton Hoover	Max Sopp	3 (91)	2 (98)	1 (96)	3 (92)	1 (99)	7	2	3		3.17	476	10	12
333	Austintown-Fitch	Jackie Knutti	4 (85)	3 (91)	2 (91)	2 (97)	7 (82)	11	0	2		1.73	446	18	36
334	Centerville	Nick Larson	2 (95)	3 (93)	2 (98)	5 (91)	3 (92)	10	0	2		1.87	469	15	27
335	Centerville	Hayden Gregory	4 (95)	2 (94)	6 (85)	5 (90)	5 (92)	16	0	1		1.32	456	22	51
336	Mason	Shirley Yang	5 (79)	7 (75)	6 (75)	5 (85)	2 (96)	18	0	1		1.21	410	25	57
337	Marburn Academy	Mara Dan-Weber	5 (88)	6 (80)	5 (80)	2 (93)	5 (89)	17	0	1		1.27	430	23	56
338	Marburn Academy	Muhammad Gheith	6 (75)	6 (88)	6 (88)	4 (93)	6 (80)	22	0	0		0.92	424	28	68
339	Beavercreek	Harleen Bajaj	1 (95)	6 (85)	5 (80)	6 (87)	1 (97)	13	2	2		2.53	444	19	40

Sylvania Invitational Original Oratory

Code	Team	Competitor(s)	Prelims					Drop worst	1s	1s and 2s	Head to head	Recips	Spkr. points	Rank total	Prelim result
			1	2	3	4	5								
340	Canton McKinley	Megan Montgomery	1 (98)	1 (98)	1 (94)	5 (89)	3 (95)	6	3	3		3.53	474	11	7
341	Canton McKinley	Michael Neal	4 (90)	1 (97)	2 (90)	3 (92)	3 (88)	9	1	2		2.42	457	13	21
342	Canton McKinley	Tracey Davison	6 (89)	4 (85)	5 (94)	6 (87)	4 (92)	19	0	0		1.03	447	25	61
343	Canton McKinley	Kaleb Brumbaugh	3 (83)	4 (94)	4 (88)	3 (91)	4 (84)	14	0	0		1.42	440	18	48
344	Cardinal-Mooney	Mackenzie Compten	2 (99)	2 (97)	3 (90)	4 (91)	2 (97)	9	0	3		2.08	474	13	23
345	Cardinal-Mooney	Kaitlin Keffler	4 (95)	4 (91)	6 (86)	3 (94)	2 (90)	13	0	1		1.50	456	19	45
346	Cardinal-Mooney	Elise Jamison	1 (90)	1 (95)	1 (96)	1 (97)	1 (97)	4	5	5		5.00	475	5	1
347	Cardinal-Mooney	Samantha Blasko	4 (88)	5 (89)	2 (95)	4 (92)	1 (97)	11	1	2		2.20	461	16	31
348	Notre Dame Academy	Mallorie Hendereson	3 (89)	6 (89)	4 (85)	6 (89)	6 (88)	19	0	0		1.08	440	25	59
350	Notre Dame Academy	Katie Dills	3 (90)	1 (99)	2 (93)	1 (100)	1 (98)	5	3	4	W	3.83	480	8	2
352	Notre Dame Academy	Sarah Gardener	3 (95)	5 (85)	2 (97)	1 (97)	5 (88)	11	1	2		2.23	462	16	30
353	Notre Dame Academy	Jillian Fournier	6 (82)	5 (87)	6 (83)	5 (86)	5 (87)	21	0	0	W	0.93	425	27	65
355	Wauseon	Bailey Hardy	5 (82)	5 (84)	5 (85)	3 (95)	3 (86)	16	0	0		1.27	432	21	52
356	Canton Central Catholic	Clara Coggiano	1 (95)	5 (89)	3 (97)	2 (95)	1 (94)	7	2	3		3.03	470	12	15
357	Massillon Perry	Bobby Craig	1 (97)	3 (91)	2 (99)	1 (97)	2 (96)	6	2	4		3.33	480	9	9
358	Massillon Perry	Sarah Beadle	2 (93)	4 (94)	3 (84)	1 (100)	1 (97)	7	2	3		3.08	468	11	14
359	Massillon Perry	Marissa Cooney	5 (90)	2 (95)	4 (86)	1 (98)	5 (86)	12	1	2		2.15	455	17	37
360	Massillon Perry	D. J. Meeks	1 (96)	4 (90)	4 (89)	4 (93)	4 (94)	13	1	1		2.00	462	17	42
361	Mason	Sri Karri	1 (99)	3 (97)	1 (99)	2 (92)	1 (94)	5	3	4		3.83	481	8	3
362	Massillon Perry	Makayla Leslie	5 (83)	4 (90)	3 (94)	2 (91)	2 (98)	11	0	2		1.78	456	16	35
364	Oakwood	Megan O'Connell	1 (97)	1 (96)	5 (88)	1 (95)	4 (89)	7	3	3		3.45	465	12	11
366	Mason	Jenny Zheng	6 (88)	3 (94)	4 (85)	5 (91)	4 (94)	16	0	0		1.20	452	22	54
367	Maumee H.S.	Tatiana Burkett	5 (90)	1 (97)	3 (92)	2 (96)	6 (85)	11	1	2		2.20	460	17	32
368	Maumee H.S.	Kayla Bomeli	3 (92)	5 (89)	2 (95)	2 (97)	6 (88)	12	0	2		1.70	461	18	38
369	Maumee H.S.	Amanda Fisher	6 (81)	6 (82)	6 (93)	6 (91)	6 (88)	24	0	0		0.83	435	30	71
371	Sylvania Northview	James Cousino	6 (86)	6 (75)	6 (74)	6 (80)	6 (86)	24	0	0		0.83	401	30	73
372	Sylvania Northview	Grace Figliomeni	6 (80)	5 (87)	5 (80)	6 (84)	5 (83)	21	0	0		0.93	414	27	66
374	Wooster	Rachel Dugan Wood	2 (95)	3 (94)	2 (85)	4 (91)	2 (93)	9	0	3		2.08	458	13	24
375	Wooster	Grace Comley	2 (85)	6 (84)	6 (79)	6 (87)	5 (90)	19	0	1		1.20	425	25	58
380	GlenOak	Sarah Yannone	1 (98)	2 (95)	3 (90)	3 (92)	1 (93)	7	2	3		3.17	468	10	13

Sylvania Invitational Original Oratory

Code	Team	Competitor(s)	Prelims					Drop worst	1s	1s and 2s	Head to head	Recips	Spkr. points	Rank total	Prelim result
			1	2	3	4	5								
381	GlenOak	Carolyn Matthews	2 (95)	2 (97)	1 (97)	6 (88)	2 (96)	7	1	4		2.67	473	13	16
382	GlenOak	Nathan Beidle	4 (92)	3 (93)	3 (90)	3 (90)	4 (91)	13	0	0		1.50	456	17	46
383	Mason	Emily Huff	6 (83)	6 (83)	6 (86)	6 (89)	6 (88)	24	0	0		0.83	429	30	72
384	Princeton	Alena George	7 (88)	7 (87)	6 (74)	7 (85)	7 (72)	27	0	0		0.74	406	34	75
385	Ursuline	Monica Crowe	4 (91)	1 (98)	3 (88)	5 (88)	2 (96)	10	1	2		2.28	461	15	25
386	Ursuline	Dominic Augustin	2 (93)	4 (90)	1 (100)	1 (99)	4 (85)	8	2	3		3.00	467	12	17
387	Wadsworth	Becca Habig	1 (97)	1 (97)	1 (98)	3 (90)	3 (93)	6	3	3		3.67	475	9	6
388	Wadsworth	Benjamin Beheydt	3 (96)	1 (99)	1 (94)	3 (95)	1 (99)	6	3	3		3.67	483	9	5
389	Wadsworth	Keragen Corpening	2 (96)	2 (99)	1 (94)	3 (95)	4 (92)	8	1	3	W	2.58	476	12	18
390	Wadsworth	Grant Simpson	6 (90)	7 (90)	5 (84)	6 (80)	5 (90)	22	0	0		0.88	434	29	70
391	Princeton	Samantha Vazquez	7 (84)	6 (88)	7 (83)	2 (95)	6 (85)	21	0	1		1.12	435	28	64
392	Princeton	Kahlia Grimes	5 (84)	5 (91)	5 (89)	7 (82)	6 (82)	21	0	0		0.91	428	28	67
393	Princeton	Azia Reid	6 (80)	6 (85)	6 (75)	7 (87)	6 (80)	24	0	0		0.81	407	31	74
394	Maumee Valley Country Day	Elora Scamardo	5 (83)	5 (85)	5 (85)	6 (87)	5 (90)	20	0	0		0.97	430	26	63
395	Middletown	Steffin Woods	5 (84)	6 (91)	7 (81)	4 (87)	7 (90)	22	0	0		0.90	433	29	69

This tournament is being run using SpeechWire Tournament Services software - www.SpeechWire.com.
© 2004-2014 Ben Stewart - All Rights Reserved. SpeechWire version 4.19.005.

Sylvania Invitational Prose/Poetry Reading

Code	Team	Competitor(s)	Prelims					Drop worst	1s	1s and 2s	Head to head	Recips	Spkr. points	Rank total	Prelim result
			1	2	3	4	5								
701	Canfield	Lindsay Stevens	2 (91)	3 (90)	2 (96)	4 (89)	1 (99)	8	1	3		2.58	465	12	19
702	Canfield	Samantha Armstrong	1 (98)	2 (94)	6 (81)	1 (98)	1 (98)	5	3	4		3.67	469	11	9
703	Canfield	Isaiah McInnis-Colon	4 (95)	3 (93)	5 (90)	6 (88)	4 (91)	16	0	0		1.20	457	22	62
704	Canfield	Monica Bone	4 (89)	4 (85)	1 (96)	1 (97)	6 (84)	10	2	2		2.67	451	16	27
705	Canfield	Christa Tedesco	3 (90)	7 (85)	4 (88)	2 (92)	2 (90)	11	0	2		1.73	445	18	34
706	Canfield	Abby Sigler	1 (98)	5 (83)	5 (89)	4 (93)	4 (89)	14	1	1		1.90	452	19	51
707	Canfield	Megan Gocala	6 (83)	6 (84)	6 (80)	5 (90)	7 (80)	23	0	0		0.84	417	30	84
708	Gahanna Lincoln	Erin Holt	5 (85)	5 (88)	4 (85)	7 (86)	4 (87)	18	0	0		1.04	431	25	70
709	Maumee H.S.	Katie McAuley	3 (96)	2 (94)	4 (90)	5 (92)	4 (89)	13	0	1		1.53	461	18	48
710	Napoleon	Becca Cameron	4 (87)	5 (86)	7 (80)	4 (90)	4 (85)	17	0	0		1.09	428	24	67
711	Gahanna Lincoln	Olivia Smith	4 (86)	2 (96)	3 (95)	3 (90)	3 (90)	11	0	1		1.75	457	15	37
712	Notre Dame Academy	Cindy Presser	7 (80)	6 (85)	5 (83)	3 (92)	5 (85)	19	0	0		1.04	425	26	74
713	Napoleon	Kait Meece	4 (90)	3 (90)	6 (86)	3 (93)	4 (86)	14	0	0		1.33	445	20	54
714	South Range	Emily Erb	2 (97)	3 (88)	2 (89)	1 (98)	2 (93)	7	1	4		2.83	465	10	16
715	South Range	Michela Thomas	1 (96)	1 (99)	1 (99)	2 (96)	1 (95)	4	4	5		4.50	485	6	1
716	South Range	Morgan Sauerwein	2 (90)	4 (92)	2 (94)	1 (97)	1 (96)	6	2	4		3.25	469	10	13
717	South Range	Halla Berkey	6 (89)	3 (94)	6 (83)	6 (92)	2 (92)	17	0	1	W	1.33	450	23	64
718	South Range	Cana Carr	6 (92)	3 (94)	4 (93)	5 (90)	3 (94)	15	0	0		1.28	463	21	58
722	Poland Seminary	Yiannoula Katsadas	6 (81)	5 (90)	3 (91)	4 (91)	4 (88)	16	0	0		1.20	441	22	63
723	Solon	Marisa Apple	3 (90)	6 (86)	3 (93)	1 (99)	5 (88)	12	1	1		2.03	456	18	39
724	Solon	Taylor Lurie	4 (90)	5 (83)	5 (84)	5 (92)	6 (90)	19	0	0		1.02	439	25	75
725	Middletown	Sierra Gamble	3 (91)	4 (90)	2 (93)	3 (94)	3 (94)	11	0	1		1.75	462	15	36
726	Centerville	Ashley Rau	6 (88)	1 (95)	3 (90)	4 (91)	4 (93)	12	1	1	W	2.00	457	18	38
727	Jackson H.S.	Lisa Maccora	3 (91)	2 (95)	3 (87)	1 (97)	3 (91)	9	1	2		2.50	461	12	23
728	Jackson H.S.	Maddie Firestone	1 (98)	3 (94)	1 (98)	1 (99)	4 (92)	6	3	3		3.58	481	10	11
729	Hawken School	Dalia Tabachnik	7 (86)	7 (81)	2 (92)	7 (88)	7 (80)	23	0	1		1.07	427	30	81
730	Hawken School	Seysha Mehta	5 (86)	4 (88)	5 (80)	2 (96)	6 (74)	16	0	1	W	1.32	424	22	59
731	North Canton Hoover	Zanira Sandhu	3 (93)	1 (98)	3 (90)	1 (98)	1 (94)	6	3	3		3.67	473	9	10
732	North Canton Hoover	Alex Wright	5 (91)	1 (99)	5 (90)	5 (88)	2 (97)	13	1	2		2.10	465	18	43
733	North Canton Hoover	Jenn Cammel	5 (80)	5 (88)	6 (85)	7 (83)	3 (92)	19	0	0		1.04	428	26	73

Sylvania Invitational Prose/Poetry Reading

Code	Team	Competitor(s)	Prelims					Drop worst	1s	1s and 2s	Head to head	Recips	Spkr. points	Rank total	Prelim result
			1	2	3	4	5								
734	Centerville	Diana Soto	7 (82)	4 (87)	4 (85)	4 (90)	6 (84)	18	0	0		1.06	428	25	69
735	Centerville	Sarah Siddiqui	4 (85)	3 (93)	5 (90)	3 (95)	3 (96)	13	0	0		1.45	459	18	50
736	Maumee Valley Country Day	Anne Deichert	6 (86)	6 (87)	4 (88)	2 (97)	5 (88)	17	0	1		1.28	446	23	65
737	Austintown-Fitch	Jensen Hykes	1 (94)	2 (97)	1 (97)	1 (100)	2 (96)	5	3	5		4.00	484	7	5
738	Austintown-Fitch	Nicole Sherb	3 (96)	4 (90)	5 (91)	3 (94)	2 (97)	12	0	1		1.62	468	17	42
739	Austintown-Fitch	Julie Larkin	1 (98)	3 (86)	3 (89)	6 (88)	2 (97)	9	1	2		2.33	458	15	25
740	Austintown-Fitch	Rachael Wyant	1 (96)	3 (92)	1 (99)	1 (99)	1 (95)	4	4	4		4.33	481	7	4
741	Middletown	Kaitlyn Taylor	1 (99)	4 (87)	1 (94)	5 (87)	3 (90)	9	2	2		2.78	457	14	20
742	Marburn Academy	Audri Barton	6 (88)	7 (80)	6 (88)	6 (73)	5 (80)	23	0	0		0.84	409	30	85
743	Beavercreek	Zunaira Ahmad	5 (85)	2 (95)	5 (81)	4 (91)	7 (80)	16	0	1		1.29	432	23	60
744	Beavercreek	Isaac Rosenthal	4 (92)	3 (92)	1 (97)	5 (88)	7 (88)	13	1	1		1.93	457	20	45
745	Canton McKinley	Langley Smith	2 (96)	4 (90)	4 (87)	3 (95)	2 (96)	11	0	2		1.83	464	15	32
746	Canton McKinley	Kortney VanHorn	3 (96)	5 (86)	6 (88)	3 (92)	5 (87)	16	0	0		1.23	449	22	61
747	Canton McKinley	Brianna Santilli	2 (92)	3 (95)	4 (90)	3 (96)	3 (94)	11	0	1		1.75	467	15	35
748	Cardinal-Mooney	Jailon Perry	2 (97)	2 (90)	5 (87)	3 (93)	5 (91)	12	0	2		1.73	458	17	40
749	Cardinal-Mooney	Ashlynn Kufleitner	4 (92)	3 (95)	4 (88)	4 (93)	4 (89)	15	0	0		1.33	457	19	56
750	Cardinal-Mooney	Joseph Spottleson	6 (82)	6 (75)	7 (86)	6 (85)	6 (83)	24	0	0		0.81	411	31	87
751	Tusky Valley HS	Rose Cadayday	2 (93)	1 (100)	6 (89)	3 (88)	3 (92)	9	1	2		2.33	462	15	24
753	Carrollton	BAILEY LANE	1 (92)	1 (95)	5 (84)	5 (89)	1 (92)	8	3	3		3.40	452	13	17
754	Notre Dame Academy	Deidra Buenger	5 (90)	6 (82)	5 (87)	4 (94)	1 (97)	15	1	1		1.82	450	21	55
755	Notre Dame Academy	Lilly Kaplan	6 (84)	2 (93)	3 (94)	6 (88)	3 (95)	14	0	1		1.50	454	20	53
757	Notre Dame Academy	CAroline Shull	5 (89)	6 (84)	2 (93)	4 (90)	2 (92)	13	0	2		1.62	448	19	47
758	Notre Dame Academy	Anna Birkemeier	3 (91)	5 (81)	4 (94)			7	0	0		0.78	266	12	90
760	Hawken School	Regina Yu	6 (75)	6 (83)	5 (88)	2 (95)	6 (86)	19	0	1		1.20	427	25	71
763	Maumee Valley Country Day	Anastacia Liu	6 (80)	6 (83)	7 (77)	6 (87)	4 (90)	22	0	0		0.89	417	29	80
764	Wauseon	Payton Black	2 (98)	4 (89)	3 (90)	2 (95)	5 (86)	11	0	2		1.78	458	16	33
765	Canton Central Catholic	LAUREN MAIO	5 (85)	3 (90)	6 (88)	1 (97)	4 (90)	13	1	1		1.95	450	19	44
766	Canton Central Catholic	Jennifer Vlacovsky	2 (95)	4 (85)	1 (96)	4 (84)	2 (91)	9	1	3	W	2.50	451	13	21
767	Canton Central Catholic	Brandon Leach	5 (87)	4 (90)	3 (90)	5 (89)	3 (89)	15	0	0		1.32	445	20	57
768	Massillon Perry	Tessa Polen	1 (97)	1 (99)	2 (96)	1 (94)	1 (95)	4	4	5		4.50	481	6	2

Sylvania Invitational Prose/Poetry Reading

Code	Team	Competitor(s)	Prelims					Drop worst	1s	1s and 2s	Head to head	Recips	Spkr. points	Rank total	Prelim result
			1	2	3	4	5								
769	Massillon Perry	Chelsey Ferris	1 (93)	4 (90)	1 (97)	2 (95)	1 (99)	5	3	4	W	3.75	474	9	8
770	Massillon Perry	Bailey Shapuite	1 (98)	5 (89)	2 (96)	4 (90)	3 (90)	10	1	2		2.28	463	15	29
772	Massillon Perry	Makayla Clay	5 (84)	2 (93)	2 (96)	2 (97)	3 (88)	9	0	3		2.03	458	14	26
773	Massillon Perry	Grace Bailey	7 (91)	6 (88)	2 (95)	2 (98)	4 (91)	14	0	2		1.56	463	21	52
774	Oakwood	Ren Long	4 (90)	2 (97)	2 (93)	1 (100)	4 (89)	9	1	3		2.50	469	13	22
776	Oakwood	Elizabeth Crusey	3 (88)	1 (97)	4 (94)	4 (91)	2 (97)	10	1	2		2.33	467	14	28
779	Maumee H.S.	Savannah Hinde	5 (94)	5 (80)	5 (83)	5 (80)	6 (89)	20	0	0		0.97	426	26	77
780	Maumee H.S.	Elisabeth Schroeder	6 (84)	4 (91)	3 (92)	5 (89)	5 (88)	17	0	0		1.15	444	23	66
781	Sylvania Northview	Hannah Ljungholm	4 (94)	7 (80)	6 (79)	6 (86)	7 (80)	23	0	0		0.87	419	30	82
782	Sylvania Northview	Hima Katrapati	5 (82)	6 (82)	6 (79)	6 (85)	6 (87)	23	0	0		0.87	415	29	83
783	Sylvania Northview	Brittanie Reed	2 (90)	6 (81)	6 (85)	6 (87)	6 (87)	20	0	1		1.17	430	26	76
784	Wooster	Hannah Doan	2 (95)	1 (99)	1 (98)	2 (93)	1 (97)	5	3	5		4.00	482	7	6
786	Wooster	Alex Hasapis	1 (99)	2 (93)	2 (97)	1 (96)	1 (97)	5	3	5		4.00	482	7	6
787	Wooster	Esther Hart	3 (94)	2 (97)	2 (98)	5 (87)	3 (90)	10	0	2		1.87	466	15	30
788	Liberty H.S.	Shania Warren	4 (89)	1 (97)	3 (95)	7 (87)	5 (88)	13	1	1		1.93	456	20	46
790	Perrysburg	Rachel Dumke	4 (95)	1 (94)	4 (89)	2 (97)	5 (88)	11	1	2		2.20	463	16	31
791	Perrysburg	Emily Cottle	2 (97)	2 (95)	1 (98)	2 (95)	2 (95)	7	1	5		3.00	480	9	15
792	Perrysburg	Katie Pach	3 (90)	1 (93)	1 (97)	2 (96)	2 (95)	6	2	4		3.33	471	9	12
793	GlenOak	Jillian Cain	7 (81)	5 (86)	3 (97)	5 (85)	6 (87)	19	0	0		1.04	436	26	72
795	GlenOak	Abbey Griffor	6 (93)	7 (81)	7 (79)	6 (89)	5 (85)	24	0	0		0.82	427	31	86
796	Maumee Valley Country Day	Jacob Lambert-Lyons	3 (87)	5 (86)	4 (92)	3 (92)	2 (93)	12	0	1	W	1.62	450	17	41
797	Maumee H.S.	Mark Reid	7 (85)	6 (85)	7 (85)	7 (75)	6 (82)	26	0	0		0.76	412	33	89
798	Maumee H.S.	Lich Do	6 (80)	7 (76)	6 (73)	6 (84)	6 (73)	24	0	0		0.81	386	31	88
799	Wadsworth	Jordan Perrin	1 (96)	1 (100)	1 (99)	4 (91)	1 (98)	4	4	4	W	4.25	484	8	3
7100	Wadsworth	McKenzie Kovacs	2 (92)	1 (96)	1 (98)	2 (96)	5 (90)	6	2	4		3.20	472	11	14
7101	Wadsworth	Nick Pavick	2 (94)	4 (85)	4 (85)	3 (93)	5 (83)	13	0	1		1.53	440	18	49
7102	Wadsworth	Emily Brazier	3 (95)	2 (95)	2 (95)	3 (94)	1 (98)	8	1	3		2.67	477	11	18
7103	Sylvania Southview	Alana Kagan	4 (86)	6 (80)	7 (87)	6 (89)	6 (86)	22	0	0		0.89	428	29	79
7104	Carrollton	ELLI THOMAS	5 (93)	5 (90)	3 (90)	5 (93)	6 (81)	18	0	0		1.10	447	24	68
7105	Canton McKinley	Kaitlyn Webster	5 (86)	5 (85)	6 (89)	6 (80)	5 (90)	21	0	0		0.93	430	27	78

Sylvania Invitational
United States Extemporaneous Speaking

Code	Team	Competitor(s)	Prelims					Drop worst	1s	1s and 2s	Head to head	Recips	Spkr. points	Rank total	Prelim result
			1	2	3	4	5								
101	Canfield	Arjun Subramanyam	2 (96)	2 (95)	1 (96)	1 (98)	1 (99)	5	3	5		4.00	484	7	3
102	Canfield	Samantha Fritz	2 (95)	5 (95)	5 (84)	2 (90)	2 (98)	11	0	3		1.90	462	16	23
103	Canfield	Tommy Warg	3 (86)	6 (85)	1 (92)	2 (91)	3 (96)	9	1	2		2.33	450	15	18
104	Canfield	Carson Markley	5 (87)	5 (96)	6 (87)	4 (92)	2 (98)	16	0	1		1.32	460	22	36
105	Canfield	Grant DeCapua	4 (85)	6 (80)	4 (85)	5 (88)	6 (86)	19	0	0		1.03	424	25	48
106	Gahanna Lincoln	Sedona Rosenberg	1 (94)	1 (99)	2 (98)	1 (98)	2 (97)	5	3	5		4.00	486	7	2
107	Gahanna Lincoln	Sumeet Kotwal	7 (84)	3 (84)	4 (84)	6 (75)	6 (92)	19	0	0		1.06	419	26	47
108	South Range	Hazel Minich	1 (94)	2 (91)	2 (95)	3 (89)	3 (90)	8	1	3	W	2.67	459	11	11
109	Jackson H.S.	Priyanka Podugu	1 (92)	2 (98)	2 (95)	1 (98)	1 (96)	5	3	5		4.00	479	7	5
110	Jackson H.S.	Jad Hamdan	1 (96)	1 (96)	1 (99)	1 (98)	1 (98)	4	5	5		5.00	487	5	1
111	Jackson H.S.	Natalie Fahmy	2 (93)	5 (78)	2 (97)	5 (85)	4 (90)	13	0	2		1.65	443	18	27
112	Jackson H.S.	Jared Fehlman	5 (84)	5 (79)	5 (75)	3 (94)	1 (97)	14	1	1		1.93	429	19	30
113	Hawken School	Alex Blake	5 (92)	4 (92)	3 (92)	4 (92)	6 (82)	16	0	0		1.20	450	22	37
115	Louisville	Thomas Tritt	6 (86)	4 (85)	4 (85)	5 (84)	5 (93)	18	0	0		1.07	433	24	44
116	Louisville	Keegan Hoover	1 (96)	4 (84)	7 (80)	4 (88)	5 (87)	14	1	1		1.84	435	21	31
117	Louisville	Asa Herron	5 (80)	4 (97)	5 (83)	6 (80)	1 (90)	15	1	1		1.82	430	21	35
118	North Canton Hoover	Drew Orr	6 (78)	5 (82)	4 (90)	5 (82)	5 (94)	19	0	0		1.02	426	25	49
119	North Canton Hoover	Anthony Massa	5 (89)	5 (88)	6 (80)	6 (89)	4 (94)	20	0	0		0.98	440	26	51
120	Austintown-Fitch	Jessica Harker	3 (90)	3 (92)	1 (90)	1 (99)	1 (99)	6	3	3		3.67	470	9	6
121	Austintown-Fitch	Clayton Kohut	6 (87)	1 (96)	4 (94)	2 (91)	2 (92)	9	1	3	W	2.42	460	15	15
122	Austintown-Fitch	Shannon Calhoun	4 (81)	3 (86)	5 (85)	1 (92)		8	1	1		1.78	344	13	58
123	Austintown-Fitch	Garrett McGitty	3 (96)	6 (78)	1 (98)	5 (88)	3 (88)	12	1	1		2.03	448	18	24
124	Middletown	Cameron Mathis	2 (92)	4 (91)	3 (90)	1 (95)	2 (96)	8	1	3		2.58	464	12	12
126	Canton McKinley	Tyler Biss	6 (88)	6 (80)	2 (85)	7 (80)	5 (86)	19	0	1		1.18	419	26	46
127	Cardinal-Mooney	Melissa Eperjesi	1 (97)	3 (94)	2 (97)	3 (92)	1 (99)	7	2	3		3.17	479	10	8
128	Cardinal-Mooney	Michael Eggiman	2 (95)	1 (90)	5 (90)	2 (98)	2 (95)	7	1	4		2.70	468	12	9
129	Cardinal-Mooney	Kara Okular	4 (93)	3 (92)	5 (88)	2 (88)	5 (89)	14	0	1		1.48	450	19	32
130	Carrollton	OWEN KIENZLE	4 (89)	4 (80)	3 (90)	3 (88)	6 (91)	14	0	0		1.33	438	20	33
131	Massillon Perry	Katy Krepp	1 (97)	2 (93)	7 (79)	4 (90)	2 (95)	9	1	3		2.39	454	16	16
133	Maumee Valley Country Day	Wynn Turner	1 (99)	3 (88)	5 (80)	6 (84)	4 (89)	13	1	1		1.95	440	19	26

**Sylvania Invitational
United States Extemporaneous Speaking**

Code	Team	Competitor(s)	Prelims					Drop worst	1s	1s and 2s	Head to head	Recips	Spkr. points	Rank total	Prelim result
			1	2	3	4	5								
134	Middletown	Emily Zimmerman	4 (93)	6 (94)	6 (83)	6 (79)	6 (72)	22	0	0		0.92	421	28	53
135	Oakwood	Brian Stephenson	6 (87)	6 (78)	6 (80)	6 (87)	6 (92)	24	0	0		0.83	424	30	56
136	Oakwood	Vaughn Cockayne	3 (94)	5 (83)	6 (88)	1 (93)	2 (89)	11	1	2		2.20	447	17	22
137	Oakwood	Carly Sobol	2 (88)	2 (88)	2 (89)	2 (97)	3 (95)	8	0	4		2.33	457	11	13
138	Oakwood	Eric Krebs	3 (93)	3 (98)	3 (96)	4 (93)	1 (99)	10	1	1		2.25	479	14	19
139	Perrysburg	Peter Atkins	5 (88)	7 (94)	2 (92)	6 (82)	4 (90)	17	0	1		1.26	446	24	40
140	Copley	Shana Zelenka	3 (93)	1 (100)	3 (93)	2 (96)	3 (95)	9	1	2		2.50	477	12	17
141	Copley	Elizabeth Tang	3 (92)	5 (88)	3 (85)	3 (93)	3 (91)	12	0	0		1.53	449	17	25
142	Maumee H.S.	Ryan Barry	2 (95)	1 (97)	1 (99)	2 (96)	3 (96)	6	2	4		3.33	483	9	7
143	Maumee H.S.	Gabe Maxwell	3 (87)	4 (85)	4 (89)	5 (90)	7 (90)	16	0	0		1.18	441	23	38
144	Maumee H.S.	Julia Demagall	7 (84)	7 (83)	6 (91)	4 (83)	6 (84)	23	0	0		0.87	425	30	55
145	Wooster	Mary Grace Gorman	1 (95)	1 (98)	4 (91)	3 (88)	3 (96)	8	2	2		2.92	468	12	10
146	Wooster	Jessica Ezeji	4 (85)	7 (74)	5 (92)	4 (83)	6 (80)	19	0	0		1.01	414	26	50
147	Wooster	Jessica Lyons	6 (88)	3 (86)	3 (87)	5 (90)	6 (85)	17	0	0		1.20	436	23	42
148	Wooster	Killian McNelly	4 (92)	4 (96)	3 (88)	3 (85)	3 (92)	13	0	0		1.50	453	17	29
149	Wooster	Asvin Gireesh	6 (91)	6 (95)	4 (77)	4 (86)	4 (80)	18	0	0	W	1.08	429	24	43
150	Perrysburg	Brian Glasser	7 (80)	7 (72)	6 (73)	6 (82)	4 (87)	23	0	0	W	0.87	394	30	54
151	Perrysburg	Joe Park	7 (87)	5 (82)	2 (90)	7 (87)	5 (87)	19	0	1	W	1.19	433	26	45
152	Perrysburg	Sam Malhas	6 (79)					0	0	0		0.17	79	6	57
153	GlenOak	Donald Slomsky	5 (91)	2 (95)	4 (86)	3 (90)	4 (95)	13	0	1		1.53	457	18	28
154	GlenOak	Jacob Hasting	5 (90)	2 (99)	5 (84)	5 (80)	7 (80)	17	0	1		1.24	433	24	41
155	Centerville	Ben Beecroft	3 (90)	1 (97)	7 (87)	7 (86)	4 (95)	15	1	1		1.87	455	22	34
156	Ursuline	Tyler Saxton	6 (76)	6 (75)	6 (83)	5 (84)	5 (93)	22	0	0	W	0.90	411	28	52
157	Wadsworth	Christopher Benson	5 (81)	1 (91)	1 (94)	3 (96)	4 (95)	9	2	2		2.78	457	14	14
158	Mason	Meera Mathur	4 (91)	2 (89)	1 (98)	4 (86)	5 (90)	11	1	2		2.20	454	16	21
159	Mason	James Gao	2 (97)	2 (96)	1 (98)	1 (93)	1 (98)	5	3	5		4.00	482	7	4
160	Mason	Ajay Saraf	4 (91)	3 (97)	3 (82)	2 (94)	2 (98)	10	0	2		1.92	462	14	20
161	Mason	Kevin Liu	2 (89)	4 (85)	6 (78)	6 (88)	5 (75)	17	0	1		1.28	415	23	39

**Sylvania Invitational
Student Congress
Elimination round results
Final round**

Code	Name	Team	A17	Y2	G5	Rank total	Place
D20	Will Mascaro	Hawken School	1	1	2	4	1
D43	Yuran Chen	Sylvania Southview	2	2	1	5	2
D27	Phillip Hedayatnia	Hawken School	3	4	4	11	3
D10	Matthew Zianni	Gahanna Lincoln	4	5	3	12	4
D44	Eric Zhu	Sylvania Southview	5	3	6	14	5
D16	Dana Sutton	Jackson H.S.	6	6	5	17	6

**Sylvania Invitational
Student Congress
Final round, Chamber FINAL**

Code	Team	Competitor	Final round			Score	Parli	Chamber (Base)	Overall Result
			1	2	3				
D02	Canfield	Jaedon Tseng	4, 4, 4	4, 4, 4		4.00000	11	FINAL (1)	12
D10	Gahanna Lincoln	Matthew Zianni	5, 5, 5	5, 5, 6		5.16667	3	FINAL (1)	3
D13	Poland Seminary	Matt Slaven	5, 4, 5			4.66667	8	FINAL (1)	10
D16	Jackson H.S.	Dana Sutton	5, 6, 5	5, 5, 5		5.16667	7	FINAL (1)	5
D20	Hawken School	Will Mascaro	6, 5, 5	6, 6, 6	6, 6, 6	5.77778	2	FINAL (1)	2
D27	Hawken School	Phillip Hedayatnia	6, 4, 5	6, 5, 5		5.16667	6	FINAL (1)	4
D42	Sylvania Southview	Lily Yan	5, 4, 5			4.66667	5	FINAL (1)	9
D43	Sylvania Southview	Yuran Chen	6, 6, 6	6, 5, 6	6, 6, 6	5.88889	1	FINAL (1)	1
D44	Sylvania Southview	Eric Zhu	5, 6, 5	5, 6, 4		5.16667	10	FINAL (1)	6
D60	Massillon Perry	Jake Zartman	5, 4, 4			4.33333	12	FINAL (1)	11
D68	Wooster	Taylor Bennington	6, 4, 6	5, 4, 5		5.00000	4	FINAL (1)	7
D78	GlenOak	Hayley Cargill	6, 5, 4	5, 4, 5	6, 5, 5	5.00000	9	FINAL (1)	8

This tournament is being run using SpeechWire Tournament Services software - www.SpeechWire.com.
© 2004-2014 Ben Stewart - All Rights Reserved. SpeechWire version 4.19.005.

**Sylvania Invitational
Student Congress
Semifinal round, Chamber A**

Code	Team	Competitor	Semifinal round		Score	Parli	Chamber (Base)	Overall Result
			1	2				
D02	Canfield	Jaedon Tseng	4, 4, 6		4.66667	5	A (1)	12
D10	Gahanna Lincoln	Matthew Zianni	6, 5, 6		5.66667	3	A (1)	3
D12	Gahanna Lincoln	Megan Ellsesser	5, 4, 4		4.33333	10	A (1)	
D13	Poland Seminary	Matt Slaven	5, 6, 5		5.33333	11	A (1)	10
D22	Hawken School	Nayan Rao	4, 4, 4		4.00000	9	A (1)	
D27	Hawken School	Phillip Hedayatnia	5, 5, 6	6, 4, 6	5.33333	4	A (1)	4
D34	Sylvania Southview	Nathan Podolsky				12	A (1)	
D44	Sylvania Southview	Eric Zhu	4, 6, 6	5, 5, 6	5.33333	2	A (1)	6
D59	Massillon Perry	Mike Eagon	4, 4, 4		4.00000	6	A (1)	
D68	Wooster	Taylor Bennington	5, 5, 6		5.33333	1	A (1)	7
D88	Ursuline	Stephen Listisen	4, 4, 4		4.00000	7	A (1)	
D94	Centerville	Sabrina Grandhi	5, 4, 5	5, 4, 5	4.66667	8	A (1)	

This tournament is being run using SpeechWire Tournament Services software - www.SpeechWire.com.
© 2004-2014 Ben Stewart - All Rights Reserved. SpeechWire version 4.19.005.

**Sylvania Invitational
Student Congress
Semifinal round, Chamber B**

Code	Team	Competitor	Semifinal round		Score	Parli	Chamber (Base)	Overall Result
			1	2				
D06	Canfield	Jonathan Palermo	4, 5, 4		4.33333	8	B (1)	
D16	Jackson H.S.	Dana Sutton	5, 6, 4	5, 5, 5	5.00000	3	B (1)	5
D20	Hawken School	Will Mascaro	4, 6, 6	5, 5, 6	5.33333	7	B (1)	2
D23	Hawken School	Larry Fulton	4, 6, 4		4.66667	6	B (1)	
D31	Austintown-Fitch	Krystle Arndt	3, 4, 4	3, 5, 5	4.00000	10	B (1)	
D42	Sylvania Southview	Lily Yan	4, 6, 5		5.00000	9	B (1)	9
D43	Sylvania Southview	Yuran Chen	6, 6, 6		6.00000	2	B (1)	1
D60	Massillon Perry	Jake Zartman	5, 4, 6		5.00000	4	B (1)	11
D66	North Canton Hoover	Zack Uysal	3, 5, 4		4.00000	1	B (1)	
D69	Wooster	Pierre Paul	3, 4, 4		3.66667	12	B (1)	
D78	GlenOak	Hayley Cargill	6, 5, 5	4, 5, 6	5.16667	5	B (1)	8
D86	Ursuline	Jack Sebest	4, 5, 5		4.66667	11	B (1)	

This tournament is being run using SpeechWire Tournament Services software - www.SpeechWire.com.
© 2004-2014 Ben Stewart - All Rights Reserved. SpeechWire version 4.19.005.

**Sylvania Invitational
Student Congress
Preliminary session, Chamber A**

Code	Team	Competitor	Round 1		Round 2		Round 3		Score	Parli	Chamber (Base)	Overall Result
			1	2	1	2	1	2				
D01	Canfield	Sammy Sorice					4, 4	4, 4	8.00000	12	A (2)	
D04	Canfield	Jacob Duda			5, 4		4, 3		8.00000	10	A (2)	
D10	Gahanna Lincoln	Matthew Zianni	6, 5		6, 6		6, 4		11.00000	6	A (2)	3
D100	Mason	Anu Haridhas	4, 5	4, 5			4, 3		8.33334	18	A (2)	
D20	Hawken School	Will Mascaro	6, 6		6, 6		5, 6		11.66666	2	A (2)	2
D22	Hawken School	Nayan Rao	6, 5				5, 4		10.00000	3	A (2)	
D30	North Canton Hoover	Athena Giavasis			5, 5		4, 3		8.50000	15	A (2)	
D33	Sylvania Southview	Alex Ragusitu	5, 6				5, 4		10.00000	9	A (2)	
D36	Beavercreek	Danielle Burk	5, 5		6, 4				10.00000	4	A (2)	
D39	Canton McKinley	Alissa Kiefer	5, 5		5, 6		4, 4		9.66666	14	A (2)	
D43	Sylvania Southview	Yuran Chen	6, 6		5, 5		6, 5		11.00000	1	A (2)	1
D45	Cardinal-Mooney	Spencer Olesh	5, 4				3, 3		7.50000	20	A (2)	
D58	Massillon Perry	Makenzea Briggs	4, 4		5, 5				9.00000	17	A (2)	
D64	Massillon Perry	Erin Lenart	4, 4				4, 3		7.50000	13	A (2)	
D68	Wooster	Taylor Bennington	6, 5		6, 4				10.50000	8	A (2)	7
D73	Wooster	Jessie Ballow	4, 4		4, 5				8.50000	19	A (2)	
D74	Liberty H.S.	Zach Smith			4, 4				4.00000	21	A (2)	
D78	GlenOak	Hayley Cargill	6, 6		5, 5	6, 4	5, 5		10.50000	11	A (2)	8
D83	Centerville	Vineela Appalaneni	5, 4		5, 6		5, 4		9.66666	7	A (2)	
D84	Ursuline	Zachary Schmetterer	5, 4		5, 5		5, 5		9.66666	5	A (2)	

**Sylvania Invitational
Student Congress
Preliminary session, Chamber B**

Code	Team	Competitor	Round 1		Round 2		Round 3		Score	Parli	Chamber (Base)	Overall Result
			1	2	1	2	1	2				
D02	Canfield	Jaedon Tseng	5, 4				5, 5		9.50000	4	B (2)	12
D09	Wooster	Katie Mount	5, 4				4, 6		9.50000	11	B (2)	
D15	Poland Seminary	Cheyenne Singer	5, 4				4, 4		8.50000	18	B (2)	
D19	Beavercreek	Mahad Khan	5, 4		5, 5				9.50000	9	B (2)	
D26	Hawken School	Tim Holman	5, 4	5, 5			4, 5		9.33334	7	B (2)	
D28	Hawken School	Yvana Petros	4, 3				5, 6		9.00000	12	B (2)	
D29	North Canton Hoover	Alex Ickes	4, 5		5, 4				9.00000	10	B (2)	
D31	Austintown-Fitch	Krystle Arndt			5, 4		6, 6		10.50000	9	B (2)	
D41	Canton McKinley	Jeff Dieringer	5, 4		4, 4		3, 5		8.33334	17	B (2)	
D44	Sylvania Southview	Eric Zhu	5, 5		6, 6				11.00000	2	B (2)	6
D46	Cardinal-Mooney	Michael Angiolelli	5, 4		5, 4				9.00000	6	B (2)	
D51	Massillon Perry	Mitchell Yerian			6, 4		3, 4		8.50000	16	B (2)	
D61	Massillon Perry	Alex Ryan	4, 4				3, 5		8.00000	20	B (2)	
D67	Sylvania Northview	Yong-Won Kim	4, 3		5, 4		4, 5		8.33334	13	B (2)	
D69	Wooster	Pierre Paul	5, 4				5, 6		10.00000	5	B (2)	
D76	Liberty H.S.	Abdel Yusuf	4, 3						3.50000	21	B (2)	
D79	GlenOak	Alec Anderson			5, 4	6, 4	3, 4		8.66666	14	B (2)	
D81	Beavercreek	Ricky Le			5, 4		3, 4		8.00000	15	B (2)	
D86	Ursuline	Jack Sebest	5, 5		5, 4				9.50000	8	B (2)	
D94	Centerville	Sabrina Grandhi	5, 6		6, 5		4, 6		10.66666	1	B (2)	
D95	Mason	John Quinn			6, 5		4, 4	3, 5	9.00000	3	B (2)	

**Sylvania Invitational
Student Congress
Preliminary session, Chamber C**

Code	Team	Competitor	Round 1		Round 2		Round 3	Score	Parli	Chamber (Base)	Overall Result
			1	2	1	2	1				
D05	Canfield	Tyler Napolitano	3, 3				4, 3	6.50000	20	C (2)	
D07	Canfield	Shayne Georgeoff					5, 5	5.00000	8	C (2)	
D12	Gahanna Lincoln	Megan Ellsesser	5, 5		3, 6		5, 6	10.00000	2	C (2)	
D14	Poland Seminary	Jacob Guy	4, 4				4, 4	8.00000	18	C (2)	
D16	Jackson H.S.	Dana Sutton	5, 6		5, 5			10.50000	4	C (2)	5
D23	Hawken School	Larry Fulton	6, 5		6, 6		6, 5	11.33334	7	C (2)	
D27	Hawken School	Phillip Hedayatnia	4, 6		6, 5	6, 5		10.66666	1	C (2)	4
D32	Austintown-Fitch	Tess Koredi	3, 4				4, 4	7.50000	17	C (2)	
D37	Beavercreek	Abby Yu	4, 5	4, 4	4, 4		4, 4	8.25000	9	C (2)	
D42	Sylvania Southview	Lily Yan	5, 6		6, 5		5, 6	11.00000	3	C (2)	9
D47	Cardinal-Mooney	Seth Hill	4, 5				5, 4	9.00000	19	C (2)	
D48	Cardinal-Mooney	Nick Hough					3, 4	3.50000	12	C (2)	
D52	Centerville	Sydney Skidmore			4, 4		5, 5	9.00000	15	C (2)	
D60	Massillon Perry	Jake Zartman	4, 5	3, 5	5, 5			9.00000	5	C (2)	11
D63	St. John's Jesuit High School	Aidan Kurtz	3, 4				4, 4	7.50000	14	C (2)	
D71	Wooster	Kasie Locke	3, 4				5, 5	8.50000	11	C (2)	
D72	Wooster	Nate Steiner	4, 4		5, 4			8.50000	6	C (2)	
D77	Liberty H.S.	Salam Picard	4, 4		3, 3			7.00000	16	C (2)	
D80	GlenOak	Graham Hess							21	C (2)	
D87	Ursuline	Andrew White			5, 5	3, 5		9.00000	10	C (2)	
D89	Wadsworth	Nate Adams	3, 4					3.50000	13	C (2)	

**Sylvania Invitational
Student Congress
Preliminary session, Chamber D**

Code	Team	Competitor	Round 1			Round 2		Round 3		Score	Parli	Chamber (Base)	Overall Result
			1	2	3	1	2	1	2				
D03	Canfield	Maria Stratis				5, 3		5, 4	5, 5	9.00000	6	D (2)	
D06	Canfield	Jonathan Palermo	6, 6			5, 3				10.00000	7	D (2)	
D11	Gahanna Lincoln	Esther George	4, 4	4, 5	4, 5			6, 4		9.00000	13	D (2)	
D13	Poland Seminary	Matt Slaven	6, 6			6, 4	5, 5			10.66666	1	D (2)	10
D24	Hawken School	Naomi Trotta	4, 5			4, 4		5, 4		8.66666	4	D (2)	
D25	Hawken School	Emma Ritz				4, 4		5, 5	6, 4	9.33334	15	D (2)	
D34	Sylvania Southview	Nathan Podolsky	3, 6					5, 5		9.50000	16	D (2)	
D38	Beavercreek	Mark Jabour	4, 5	4, 5						9.00000	14	D (2)	
D40	Canton McKinley	Michael Pirovolos	4, 5			4, 3		6, 5		9.00000	9	D (2)	
D49	Cardinal-Mooney	Tony Zeno	4, 4			4, 3				7.50000	12	D (2)	
D50	Wauseon	Brooke Hardy	5, 5	4, 5		4, 3		6, 4		9.00000	11	D (2)	
D57	Massillon Perry	Joseph Volpe	5, 5			5, 3		6, 4		9.33334	3	D (2)	
D59	Massillon Perry	Mike Eagon	5, 6			5, 3		6, 5	6, 4	10.00000	8	D (2)	
D62	GlenOak	Lexie Decker						4, 4		4.00000	19	D (2)	
D66	North Canton Hoover	Zack Uysal	6, 6			5, 3	6, 3			9.66666	2	D (2)	
D70	Wooster	Josiah Talampas									20	D (2)	
D82	Centerville	Julia White	5, 5							5.00000	18	D (2)	
D88	Ursuline	Stephen Listisen	6, 6	5, 6						11.50000	10	D (2)	
D90	Wadsworth	Joey Hughes	5, 5			4, 4		5, 4		9.00000	5	D (2)	
D98	Tusky Valley HS	Leda MCconahay				3, 3				3.00000	17	D (2)	