

## Combined sweeps

Place	Team	Debate	IE	Special	Total
1	Boise State University	120	149	83	<b>352</b>
2	Simpson College	128	139	77	<b>344</b>
3	UCSD	138	93	59	<b>290</b>
4	Cedarville University	110	121	24	<b>255</b>
5	Ohio University	48	136	58	<b>242</b>
6	Mizzou	88	122	25	<b>235</b>
7	Whitworth University	76	107	44	<b>227</b>
8	Truman State University	116	98	5	<b>219</b>
9	Texas Christian University	60	88	41	<b>189</b>
10	Webster University	46	86	56	<b>188</b>
11	Louisiana State University	46	101	15	<b>162</b>
12	University of Central Missouri	40	86	31	<b>157</b>
13	Whitman College	72	59	18	<b>149</b>
14	Butler University	22	77	16	<b>115</b>
15	Marshall University	72	38	4	<b>114</b>
16	LSU-Shreveport	82	28	2	<b>112</b>
17	University of West Florida	30	66	13	<b>109</b>
18	Newberry College	34	54	14	<b>102</b>
19	South Dakota State University	14	77	5	<b>96</b>
20	Duquesne University	48	31	3	<b>82</b>
21	University of Texas at El Paso	0	53	21	<b>74</b>
22	Northern State University	48	20	4	<b>72</b>
23	Texas Tech Red Raiders	28	28	6	<b>62</b>
23	University of Montana Debate&Speech	30	30	2	<b>62</b>
25	Minnesota State University, Mankato	14	30	6	<b>50</b>
26	Ottawa University	22	14	3	<b>39</b>
27	Transylvania University	14	4	7	<b>25</b>
28	Ferris State University	0	14	5	<b>19</b>
29	Marian University	6	6	1	<b>13</b>
30	Park University	0	2	7	<b>9</b>

## IE Sweeps

Place	Team	Overall total
<b>1st</b>	Boise State University	<b>149</b>
<b>2nd</b>	Simpson College	<b>139</b>
<b>3rd</b>	Ohio University	<b>136</b>
<b>4th</b>	Mizzou	<b>122</b>
<b>5th</b>	Cedarville University	<b>121</b>
<b>6th</b>	Whitworth University	<b>107</b>
<b>7th</b>	Louisiana State University	<b>101</b>
<b>8th</b>	Truman State University	<b>98</b>
<b>9th</b>	UCSD	<b>93</b>
<b>10th</b>	University of Central Florida	<b>92</b>
<b>11th</b>	Texas Christian University	<b>88</b>
<b>12th</b>	University of Central Missouri	<b>86</b>
<b>12th</b>	Webster University	<b>86</b>
<b>14th</b>	South Dakota State University	<b>77</b>
<b>14th</b>	Butler University	<b>77</b>
<b>16th</b>	University of West Florida	<b>66</b>
<b>17th</b>	Whitman College	<b>59</b>
<b>18th</b>	Newberry College	<b>54</b>
<b>19th</b>	University of Texas at El Paso	<b>53</b>
<b>20th</b>	Northwest Missouri State University	<b>50</b>
<b>21st</b>	Appalachian State University	<b>41</b>
<b>22nd</b>	Weber State Forensics	<b>40</b>
<b>23rd</b>	Marshall University	<b>38</b>
<b>24th</b>	Duquesne University	<b>31</b>
<b>25th</b>	University of Montana Debate&Speech	<b>30</b>
<b>25th</b>	Minnesota State University, Mankato	<b>30</b>
<b>25th</b>	UC Santa Barbara Forensics	<b>30</b>
<b>28th</b>	Murray State	<b>29</b>
<b>29th</b>	LSU-Shreveport	<b>28</b>
<b>29th</b>	Texas Tech Red Raiders	<b>28</b>
<b>31st</b>	East Tennessee State University	<b>26</b>
<b>32nd</b>	Cameron University	<b>25</b>
<b>33rd</b>	McNeese State University	<b>24</b>
<b>33rd</b>	William Carey Forensics	<b>24</b>
<b>33rd</b>	Idaho State University	<b>24</b>
<b>36th</b>	Sterling College	<b>23</b>
<b>37th</b>	Southwest Baptist U	<b>22</b>
<b>37th</b>	North Central College	<b>22</b>
<b>37th</b>	Wayne State College	<b>22</b>

<b>40th</b>	Northern State University	<b>20</b>
<b>41st</b>	Colorado Christian University	<b>17</b>
<b>42nd</b>	Ottawa University	<b>14</b>
<b>42nd</b>	Ferris State University	<b>14</b>
<b>44th</b>	Missouri Valley College	<b>11</b>
<b>45th</b>	John Carroll University	<b>10</b>
<b>46th</b>	Missouri State University	<b>8</b>
<b>46th</b>	UC-Cumberlands	<b>8</b>
<b>48th</b>	GVSU Speech and Debate Team	<b>6</b>
<b>48th</b>	Marian University	<b>6</b>
<b>48th</b>	Central Michigan University	<b>6</b>
<b>48th</b>	California State University, Los Angeles	<b>6</b>
<b>52nd</b>	Transylvania University	<b>4</b>
<b>52nd</b>	Kansas City KS Community College	<b>4</b>
<b>54th</b>	Park University	<b>2</b>
<b>55th</b>	Winona State University	<b>1</b>

## Debate sweeps

Place	Team	Overall total
1st	UCSD	138
2nd	Simpson College	128
3rd	Boise State University	120
4th	Truman State University	116
5th	Cedarville University	110
6th	Mizzou	88
7th	LSU-Shreveport	82
8th	Whitworth University	76
9th	Whitman College	72
9th	Marshall University	72
11th	Missouri State University	66
12th	Lewis & Clark College	64
13th	Texas Christian University	60
14th	Central Michigan University	52
14th	Murray State	52
16th	Duquesne University	48
16th	Northern State University	48
16th	Ohio University	48
16th	University of Central Florida	48
20th	Louisiana State University	46
20th	Webster University	46
22nd	Kansas City KS Community College	44
23rd	University of Central Missouri	40
24th	Idaho State University	36
24th	Appalachian State University	36
26th	Newberry College	34
27th	University of West Florida	30
27th	University of Montana Debate&Speech	30
29th	Texas Tech Red Raiders	28
30th	UC Santa Barbara Forensics	26
31st	Winona State University	24
31st	Missouri Valley College	24
33rd	University of Missouri Kansas City	22
33rd	Butler University	22
33rd	Ottawa University	22
33rd	Lafayette College	22
37th	Weber State Forensics	20
38th	Sterling College	18
39th	John Carroll University	16

<b>40th</b>	<b>Minnesota State University, Mankato</b>	<b>14</b>
<b>40th</b>	<b>South Dakota State University</b>	<b>14</b>
<b>40th</b>	<b>California State University, Los Angeles</b>	<b>14</b>
<b>40th</b>	<b>Transylvania University</b>	<b>14</b>
<b>44th</b>	<b>Otterbein Univ.</b>	<b>12</b>
<b>44th</b>	<b>Southwest Baptist U</b>	<b>12</b>
<b>46th</b>	<b>UC-Cumberlands</b>	<b>8</b>
<b>46th</b>	<b>East Tennessee State University</b>	<b>8</b>
<b>48th</b>	<b>North Central College</b>	<b>6</b>
<b>48th</b>	<b>Marian University</b>	<b>6</b>
<b>50th</b>	<b>GVSU Speech and Debate Team</b>	<b>4</b>
<b>51st</b>	<b>Colorado Christian University</b>	<b>2</b>
<b>51st</b>	<b>McNeese State University</b>	<b>2</b>
<b>53rd</b>	<b>West Chester University</b>	<b>0</b>
<b>53rd</b>	<b>Cameron University</b>	<b>0</b>
<b>53rd</b>	<b>William Carey Forensics</b>	<b>0</b>
<b>53rd</b>	<b>Wayne State College</b>	<b>0</b>
<b>53rd</b>	<b>Hired Judges</b>	<b>0</b>
<b>53rd</b>	<b>University of Texas at El Paso</b>	<b>0</b>
<b>53rd</b>	<b>University of Nevada, Reno</b>	<b>0</b>
<b>53rd</b>	<b>University of Louisiana at Lafayette</b>	<b>0</b>
<b>53rd</b>	<b>Ferris State University</b>	<b>0</b>
<b>53rd</b>	<b>Bellevue College</b>	<b>0</b>
<b>53rd</b>	<b>Southeast Missouri State University</b>	<b>0</b>
<b>53rd</b>	<b>Park University</b>	<b>0</b>
<b>53rd</b>	<b>Northwest Missouri State University</b>	<b>0</b>

**Pentathlon**

---

<b>Place</b>	<b>Student</b>	<b>Overall total</b>
<b>1st</b>	<b>Landon Terro</b> Louisiana State University	<b>43</b>
<b>2nd</b>	<b>Ariana Ashby</b> Boise State University	<b>42</b>
<b>3rd</b>	<b>Allie Hampton</b> Boise State University	<b>41</b>
<b>3rd</b>	<b>Jaxon Holmes</b> Boise State University	<b>41</b>
<b>3rd</b>	<b>Cade Savoy</b> Louisiana State University	<b>41</b>
<b>6th</b>	<b>Adam Pendergrass</b> Boise State University	<b>40</b>
<b>6th</b>	<b>Nghi Chau</b> University of Central Florida	<b>40</b>
<b>6th</b>	<b>Henry Godar</b> Simpson College	<b>40</b>
<b>9th</b>	<b>Deidra Hall</b> Cedarville University	<b>39</b>
<b>9th</b>	<b>Edward Kent</b> Simpson College	<b>39</b>
<b>9th</b>	<b>Rachel Garcia</b> Simpson College	<b>39</b>
<b>9th</b>	<b>Sebastian Perez-Navarro</b> University of Texas at El Paso	<b>39</b>
<b>13th</b>	<b>Elly Osborne</b> Whitworth University	<b>38</b>
<b>13th</b>	<b>Aleigh Holmes</b> Boise State University	<b>38</b>
<b>15th</b>	<b>Paige Showen</b> University of Central Missouri	<b>37</b>
<b>15th</b>	<b>Jesse Madison</b> Boise State University	<b>37</b>
<b>15th</b>	<b>Nathanael Kolssak</b> Cedarville University	<b>37</b>
<b>15th</b>	<b>Jessie Philips</b> Truman State University	<b>37</b>
<b>15th</b>	<b>Emily Osborne</b> Ohio University	<b>37</b>
<b>15th</b>	<b>Colby Bond</b> Boise State University	<b>37</b>
<b>21st</b>	<b>Trisha Sharma</b> UCSD	<b>36</b>
<b>21st</b>	<b>Ivan Markevych</b> Boise State University	<b>36</b>
<b>21st</b>	<b>Grace Hardy</b> Whitman College	<b>36</b>
<b>21st</b>	<b>Jasmine Lu</b> UCSD	<b>36</b>
<b>21st</b>	<b>Sydney Morgan</b> South Dakota State University	<b>36</b>
<b>21st</b>	<b>Bridget Gibson</b> Boise State University	<b>36</b>

<b>21st</b>	<b>Joy Yomogida</b> UCSD	<b>36</b>
<b>21st</b>	<b>Jacob Blair</b> UCSD	<b>36</b>
<b>21st</b>	<b>Sam Kleman</b> Boise State University	<b>36</b>
<b>30th</b>	<b>Natalie Pelan</b> Texas Christian University	<b>35</b>
<b>30th</b>	<b>Laura Ball</b> Cedarville University	<b>35</b>
<b>30th</b>	<b>Andrew Hedin</b> Northwest Missouri State University	<b>35</b>
<b>30th</b>	<b>Emma Steiner</b> Ohio University	<b>35</b>
<b>30th</b>	<b>Ashley Singh</b> University of Central Missouri	<b>35</b>
<b>35th</b>	<b>Lauren Weiss</b> Truman State University	<b>34</b>
<b>35th</b>	<b>Kiryn Willett</b> Boise State University	<b>34</b>
<b>35th</b>	<b>Jack Unsell</b> Truman State University	<b>34</b>
<b>35th</b>	<b>Ben Montbriand</b> Mizzou	<b>34</b>
<b>35th</b>	<b>Kayla Sheaffer</b> Cedarville University	<b>34</b>
<b>35th</b>	<b>Jayme Thompson</b> University of Central Missouri	<b>34</b>
<b>35th</b>	<b>Madison Arenaz</b> Mizzou	<b>34</b>
<b>35th</b>	<b>Caroline Jethmal</b> UCSD	<b>34</b>
<b>35th</b>	<b>Riia Yazepova</b> Whitworth University	<b>34</b>
<b>44th</b>	<b>Dillon Sullivan</b> Simpson College	<b>33</b>
<b>44th</b>	<b>Madi Teska</b> Webster University	<b>33</b>
<b>44th</b>	<b>Charmi Gopu</b> University of Central Florida	<b>33</b>
<b>44th</b>	<b>Bennett Johnson</b> Whitworth University	<b>33</b>
<b>48th</b>	<b>Ahmed Amir</b> Whitworth University	<b>32</b>
<b>48th</b>	<b>Roan Guidry</b> Louisiana State University	<b>32</b>
<b>48th</b>	<b>Brian Masse</b> UCSD	<b>32</b>
<b>48th</b>	<b>Chamiru Dewundaraliyanawaduge</b> UCSD	<b>32</b>
<b>48th</b>	<b>Anthony Thomas</b> Boise State University	<b>32</b>
<b>48th</b>	<b>Minase Legesse</b> Whitworth University	<b>32</b>

<b>48th</b>	<b>Selena Constanza-Chavez</b> Simpson College	<b>32</b>
<b>48th</b>	<b>Sam Theriot</b> Louisiana State University	<b>32</b>
<b>56th</b>	<b>Alex Kuyper</b> Idaho State University	<b>31</b>
<b>56th</b>	<b>Ben Hobbs</b> Boise State University	<b>31</b>
<b>56th</b>	<b>Kennedy Moore</b> Simpson College	<b>31</b>
<b>56th</b>	<b>Maddy Purcell</b> Ohio University	<b>31</b>
<b>56th</b>	<b>Cadence Marang</b> Boise State University	<b>31</b>
<b>56th</b>	<b>Savanah Stachler</b> Ohio University	<b>31</b>
<b>56th</b>	<b>Arianna LeBlanc</b> Texas Christian University	<b>31</b>
<b>63rd</b>	<b>Dustin Wallace</b> Mizzou	<b>30</b>
<b>63rd</b>	<b>Briggs Maynor</b> Truman State University	<b>30</b>
<b>63rd</b>	<b>Abiah George</b> Northern State University	<b>30</b>
<b>63rd</b>	<b>Corbin Moyer</b> Mizzou	<b>30</b>
<b>63rd</b>	<b>Wesley McDowell</b> Simpson College	<b>30</b>
<b>63rd</b>	<b>Cooper Spacil</b> Truman State University	<b>30</b>
<b>63rd</b>	<b>Mason Wheeler</b> Marshall University	<b>30</b>
<b>63rd</b>	<b>Denim Morrison</b> Newberry College	<b>30</b>
<b>63rd</b>	<b>TJ Jones</b> Louisiana State University	<b>30</b>
<b>72nd</b>	<b>Zane Enos</b> Cedarville University	<b>29</b>
<b>72nd</b>	<b>Ellie Griffin</b> Texas Christian University	<b>29</b>
<b>72nd</b>	<b>Olivia Buhler</b> UCSD	<b>29</b>
<b>72nd</b>	<b>Aidan Jones</b> Simpson College	<b>29</b>
<b>72nd</b>	<b>Luke Fitzsimmons</b> University of Central Missouri	<b>29</b>
<b>77th</b>	<b>Ize Upham</b> Whitworth University	<b>28</b>
<b>77th</b>	<b>Maral Mahdinia</b> Webster University	<b>28</b>
<b>77th</b>	<b>Tru Naumovitz</b> Missouri Valley College	<b>28</b>
<b>77th</b>	<b>Garrett Bond</b> Simpson College	<b>28</b>

<b>77th</b>	<b>Lillian Theis</b> UCSD	<b>28</b>
<b>77th</b>	<b>Sienna Gomez</b> Weber State Forensics	<b>28</b>
<b>83rd</b>	<b>Gia Hazelgrove</b> Appalachian State University	<b>27</b>
<b>83rd</b>	<b>Taryn Adamczyk</b> Ohio University	<b>27</b>
<b>83rd</b>	<b>Lexi Taylor</b> Ohio University	<b>27</b>
<b>83rd</b>	<b>Abe Bisignano</b> Ohio University	<b>27</b>
<b>83rd</b>	<b>Caleb Wilson</b> McNeese State University	<b>27</b>
<b>83rd</b>	<b>Sawyer Partney</b> Truman State University	<b>27</b>
<b>83rd</b>	<b>Joshua Hardesty</b> Marshall University	<b>27</b>
<b>90th</b>	<b>Alex Beveridge</b> Simpson College	<b>26</b>
<b>90th</b>	<b>Caleb Dillon</b> University of Central Missouri	<b>26</b>
<b>90th</b>	<b>Giana Ferrero</b> UCSD	<b>26</b>
<b>90th</b>	<b>Avery Hamilton</b> Whitworth University	<b>26</b>
<b>90th</b>	<b>Gursimar Kaur</b> UCSD	<b>26</b>
<b>90th</b>	<b>Silas Graser</b> Ohio University	<b>26</b>
<b>90th</b>	<b>Aidan McGuire</b> North Central College	<b>26</b>
<b>90th</b>	<b>Noah Hollenbach</b> Cedarville University	<b>26</b>
<b>90th</b>	<b>Daniel Mitchell</b> Texas Christian University	<b>26</b>
<b>99th</b>	<b>Landon Peugh</b> Texas Christian University	<b>25</b>
<b>99th</b>	<b>Seddi Momenpour</b> Boise State University	<b>25</b>
<b>99th</b>	<b>Aurore Lonyome</b> Simpson College	<b>25</b>
<b>99th</b>	<b>Mya Postel</b> Simpson College	<b>25</b>
<b>99th</b>	<b>Lindsey Brown</b> LSU-Shreveport	<b>25</b>
<b>99th</b>	<b>Oliver Kaufman</b> Whitman College	<b>25</b>
<b>99th</b>	<b>Chloe Sellers</b> Boise State University	<b>25</b>
<b>106th</b>	<b>Asher Anderson</b> University of West Florida	<b>24</b>
<b>106th</b>	<b>Tyla Robinson</b> Texas Christian University	<b>24</b>

<b>106th</b>	<b>Emkay Manfull</b> University of Central Florida	<b>24</b>
<b>106th</b>	<b>Will Sapp</b> Mizzou	<b>24</b>
<b>106th</b>	<b>Foster Dunlap</b> Mizzou	<b>24</b>
<b>106th</b>	<b>Ana Collins</b> Whitman College	<b>24</b>
<b>106th</b>	<b>Liz Lovett</b> Whitman College	<b>24</b>
<b>113th</b>	<b>Christopher Rhodes</b> Cedarville University	<b>23</b>
<b>113th</b>	<b>Demi Lamp</b> Marshall University	<b>23</b>
<b>113th</b>	<b>Owen Ronningen</b> Whitworth University	<b>23</b>
<b>113th</b>	<b>Jamie Jager</b> Simpson College	<b>23</b>
<b>113th</b>	<b>Felix Castañon</b> University of Texas at El Paso	<b>23</b>
<b>113th</b>	<b>Jacob Cromley</b> Colorado Christian University	<b>23</b>
<b>113th</b>	<b>Evana Vrhovac</b> Webster University	<b>23</b>
<b>113th</b>	<b>Sarah Smith</b> Cedarville University	<b>23</b>
<b>121st</b>	<b>Abi Slater</b> South Dakota State University	<b>22</b>
<b>121st</b>	<b>Eleanor Clark</b> Webster University	<b>22</b>
<b>121st</b>	<b>Madeline Waddingham</b> Simpson College	<b>22</b>
<b>121st</b>	<b>Samantha Fanger</b> Ohio University	<b>22</b>
<b>121st</b>	<b>Ellington Holkmann</b> Texas Christian University	<b>22</b>
<b>121st</b>	<b>Tuesday Williams</b> University of West Florida	<b>22</b>
<b>121st</b>	<b>Kaleb Schmidley</b> LSU-Shreveport	<b>22</b>
<b>121st</b>	<b>Christian Burgos</b> Texas Tech Red Raiders	<b>22</b>
<b>129th</b>	<b>Andrew Meeks</b> Webster University	<b>21</b>
<b>129th</b>	<b>Ella Glawatz</b> Simpson College	<b>21</b>
<b>129th</b>	<b>Paul Fisher</b> Newberry College	<b>21</b>
<b>129th</b>	<b>Madalyn Dotson</b> Whitworth University	<b>21</b>
<b>129th</b>	<b>Roman Galardi</b> UC Santa Barbara Forensics	<b>21</b>
<b>129th</b>	<b>Colby Suko-Clark</b> University of Montana Debate&Speech	<b>21</b>

<b>129th</b>	<b>Heather Ray</b> Newberry College	<b>21</b>
<b>136th</b>	<b>Jonathon Clark</b> Butler University	<b>20</b>
<b>136th</b>	<b>Chesper Tunga</b> Webster University	<b>20</b>
<b>136th</b>	<b>Kristi Kotowski</b> Ohio University	<b>20</b>
<b>136th</b>	<b>Sam Pirasteh</b> UCSD	<b>20</b>
<b>136th</b>	<b>Oliver Roberts</b> Texas Christian University	<b>20</b>
<b>136th</b>	<b>Justin Salahuddin</b> University of Central Florida	<b>20</b>
<b>136th</b>	<b>Julius Dawoodtabar</b> UCSD	<b>20</b>
<b>136th</b>	<b>Emma Parkin</b> Weber State Forensics	<b>20</b>
<b>136th</b>	<b>Mea Brahier</b> University of West Florida	<b>20</b>
<b>136th</b>	<b>Maleah Dilworth</b> Idaho State University	<b>20</b>
<b>136th</b>	<b>Aaron Harnden Jr.</b> Simpson College	<b>20</b>
<b>147th</b>	<b>Matteo Francis</b> Mizzou	<b>19</b>
<b>147th</b>	<b>Izzy Carter</b> Simpson College	<b>19</b>
<b>147th</b>	<b>Josephine Moore</b> LSU-Shreveport	<b>19</b>
<b>147th</b>	<b>Charlie Kern</b> University of West Florida	<b>19</b>
<b>147th</b>	<b>Kennedy Hayden</b> Minnesota State University, Mankato	<b>19</b>
<b>147th</b>	<b>Julia Weller</b> Ohio University	<b>19</b>
<b>147th</b>	<b>Ashley Peterson</b> Newberry College	<b>19</b>
<b>154th</b>	<b>Emmalee Prince</b> Weber State Forensics	<b>18</b>
<b>154th</b>	<b>Michael Gallagher</b> Ohio University	<b>18</b>
<b>154th</b>	<b>Louis Stark</b> Whitman College	<b>18</b>
<b>154th</b>	<b>Edie Oliver</b> South Dakota State University	<b>18</b>
<b>154th</b>	<b>Emma Arneson</b> South Dakota State University	<b>18</b>
<b>159th</b>	<b>Parker Alvarez</b> Whitworth University	<b>17</b>
<b>159th</b>	<b>Berkeley Sizemore</b> Texas Tech Red Raiders	<b>17</b>
<b>159th</b>	<b>Cristian A Vargiu</b> Sterling College	<b>17</b>

<b>159th</b>	<b>Ella Coco</b> Louisiana State University	<b>17</b>
<b>159th</b>	<b>Madison Ade</b> Mizzou	<b>17</b>
<b>159th</b>	<b>Noah Robinett</b> Webster University	<b>17</b>
<b>165th</b>	<b>Darby Blinsink</b> Appalachian State University	<b>16</b>
<b>165th</b>	<b>Ethan Andersch</b> University of Montana Debate&Speech	<b>16</b>
<b>165th</b>	<b>Gaby Seleps</b> Butler University	<b>16</b>
<b>165th</b>	<b>Gabriella Longoria</b> Texas Christian University	<b>16</b>
<b>169th</b>	<b>Grace McLaughlin</b> Butler University	<b>15</b>
<b>169th</b>	<b>Jordan Dolen</b> Texas Tech Red Raiders	<b>15</b>
<b>169th</b>	<b>Aleena Ahmad</b> Butler University	<b>15</b>
<b>169th</b>	<b>June Wheatley</b> Mizzou	<b>15</b>
<b>169th</b>	<b>Nadia Calloway</b> Webster University	<b>15</b>
<b>169th</b>	<b>Adi Sharma</b> Webster University	<b>15</b>
<b>169th</b>	<b>Rachel Hopper</b> Webster University	<b>15</b>
<b>176th</b>	<b>Rose House</b> Ferris State University	<b>14</b>
<b>176th</b>	<b>Maxwell Harris</b> Marshall University	<b>14</b>
<b>176th</b>	<b>Libby Hutchinson</b> University of West Florida	<b>14</b>
<b>176th</b>	<b>Brennan Hindman</b> University of West Florida	<b>14</b>
<b>176th</b>	<b>Riley Lobash</b> Newberry College	<b>14</b>
<b>176th</b>	<b>Chloe Watts</b> Ohio University	<b>14</b>
<b>176th</b>	<b>Addison Crum</b> Marshall University	<b>14</b>
<b>183rd</b>	<b>Valeri Garcia</b> Whitman College	<b>13</b>
<b>183rd</b>	<b>Gregor von Rohr</b> Butler University	<b>13</b>
<b>183rd</b>	<b>Caleb McCurren</b> Murray State	<b>13</b>
<b>183rd</b>	<b>Riley Ramirez</b> University of Texas at El Paso	<b>13</b>
<b>183rd</b>	<b>Sarisha Agarwala</b> UCSD	<b>13</b>
<b>188th</b>	<b>Jory Murray</b> Simpson College	<b>12</b>

<b>188th</b>	<b>Olive Arderius</b> University of Central Florida	<b>12</b>
<b>188th</b>	<b>Maddie O'Brien</b> Butler University	<b>12</b>
<b>188th</b>	<b>Sam Gomez</b> Butler University	<b>12</b>
<b>188th</b>	<b>Samuel Miller</b> Murray State	<b>12</b>
<b>188th</b>	<b>Jack Eagle</b> University of Central Florida	<b>12</b>
<b>188th</b>	<b>Eva Watters</b> Webster University	<b>12</b>
<b>188th</b>	<b>Catelynn Liniger</b> Mizzou	<b>12</b>
<b>188th</b>	<b>Ace Roach</b> Mizzou	<b>12</b>
<b>197th</b>	<b>TJ Hawkins</b> Webster University	<b>11</b>
<b>197th</b>	<b>Kaylyn Allen</b> University of West Florida	<b>11</b>
<b>197th</b>	<b>Norah McLaughlin</b> Whitworth University	<b>11</b>
<b>197th</b>	<b>Jasmine Forck</b> LSU-Shreveport	<b>11</b>
<b>197th</b>	<b>Braylee Rey</b> Butler University	<b>11</b>
<b>197th</b>	<b>Desiray Montgomery</b> Newberry College	<b>11</b>
<b>197th</b>	<b>Nia Quimby</b> Newberry College	<b>11</b>
<b>204th</b>	<b>Dawn St. Mary (She/They)</b> McNeese State University	<b>10</b>
<b>204th</b>	<b>Thienan Bui</b> UCSD	<b>10</b>
<b>206th</b>	<b>Drake Dorson</b> Appalachian State University	<b>9</b>
<b>206th</b>	<b>Happy Herman</b> Texas Christian University	<b>9</b>
<b>206th</b>	<b>Rose Smoots</b> Webster University	<b>9</b>
<b>209th</b>	<b>Sydney Hawkins</b> Minnesota State University, Mankato	<b>7</b>
<b>209th</b>	<b>Jose Ferrer</b> Newberry College	<b>7</b>
<b>209th</b>	<b>Jorgia Weaver</b> Newberry College	<b>7</b>
<b>209th</b>	<b>Jackson Busse</b> Butler University	<b>7</b>
<b>209th</b>	<b>Sidney James</b> Butler University	<b>7</b>
<b>214th</b>	<b>Jessica Lubbehusen</b> Butler University	<b>6</b>
<b>215th</b>	<b>Micah Allen</b> Minnesota State University, Mankato	<b>5</b>

<b>215th</b>	<b>Kyler Griffis</b> Simpson College	<b>5</b>
<b>215th</b>	<b>Wilfredo Lopez-perez</b> Newberry College	<b>5</b>
<b>218th</b>	<b>Stone Dinwiddie</b> University of West Florida	<b>3</b>
<b>219th</b>	<b>Juliana Hernandez</b> Newberry College	<b>0</b>

**Pi Kappa Delta Biennial 2026  
After Dinner Speaking**

Code	Team	Competitor(s)	Prelims			Rank total	Spkr. points	Recips	Prelim result
			1	2	3				
A2	Ottawa University	Maine Browning	1 (25)	5 (19)	2 (24)	8	68	1.70	<b>27</b>
AF1	Louisiana State University	Wildjina Jolteus	3 (22)	4 (21)	4 (20)	11	63	0.83	<b>57</b>
AF3	Louisiana State University	Sam Theriot	4 (22)	1 (24)	1 (25)	6	71	2.25	<b>17</b>
AF4	Louisiana State University	TJ Jones	2 (24)	1 (24)	3 (22)	6	70	1.83	<b>18</b>
AF6	Louisiana State University	Cade Savoy	1 (25)	1 (25)	1 (25)	3	75	3.00	<b>1</b>
AF9	Louisiana State University	Landon Terro	2 (22)	1 (24)	1 (24)	4	70	2.50	<b>8</b>
AG6	Cedarville University	Noah Hollenbach	4 (21)	5 (15)	4 (21)	13	57	0.70	<b>77</b>
AI1	University of Texas at El Paso	Sebastian Perez-Navarro	1 (22)	2 (24)	2 (24)	5	70	2.00	<b>14</b>
AM3	Whitman College	Louis Stark	5 (21)	2 (24)	5 (21)	12	66	0.90	<b>64</b>
AO16	Simpson College	Alex Beveridge	4 (22)	1 (25)	1 (25)	6	72	2.25	<b>16</b>
AO5	Simpson College	Mya Postel	3 (21)	4 (20)	2 (22)	9	63	1.08	<b>40</b>
AO8	Simpson College	Henry Godar	2 (24)	1 (23)	3 (23)	6	70	1.83	<b>18</b>
AP4	Marshall University	Maxwell Harris	5 (18)	5 (19)	4 (20)	14	57	0.65	<b>80</b>
AQ1	Texas Christian University	Tyla Robinson	3 (21)	5 (16)	1 (25)	9	62	1.53	<b>41</b>
AQ10	Texas Christian University	Ellie Griffin	1 (22)	2 (24)	1 (25)	4	71	2.50	<b>4</b>
AQ11	Texas Christian University	Landon Peugh	5 (20)	2 (23)	3 (22)	10	65	1.03	<b>45</b>
AQ12	Texas Christian University	Casey Caldwell	3 (21)	5 (19)	2 (23)	10	63	1.03	<b>48</b>
AQ3	Texas Christian University	Gabriella Longoria	4 (19)	4 (22)	3 (21)	11	62	0.83	<b>60</b>
AQ9	Texas Christian University	Ellington Holkmann	5 (21)	2 (24)	4 (21)	11	66	0.95	<b>50</b>
AR1	Sterling College	Cristian A Vargiu	3 (22)	3 (23)	4 (20)	10	65	0.92	<b>47</b>
AS2	GVSU Speech and Debate Team	Lexi Green	4 (20)	5 (20)	5 (20)	14	60	0.65	<b>78</b>
AY3	University of Central Missouri	Carolyn Rodarte	5 (19)	5 (10)	5 (20)	15	49	0.60	<b>85</b>
AY6	University of Central Missouri	Paige Showen	2 (22)	1 (25)	1 (24)	4	71	2.50	<b>4</b>
BC12	UCSD	Kevin Colorado	5 (16)	5 (20)	5 (19)	15	55	0.60	<b>84</b>
BC15	UCSD	Chamiru Dewundaraliyanawaduge	3 (23)	3 (23)	2 (24)	8	70	1.17	<b>25</b>
BD6	University of Montana Debate&Speech	Kevin Fortin	5 (20)	4 (22)	4 (21)	13	63	0.70	<b>68</b>
BF1	University of Central Florida	Charmi Gopu		4 (22)	4 (21)	8	43	0.50	<b>86</b>
BF10	University of Central Florida	Logan Gerhard	2 (21)	5 (20)	4 (21)	11	62	0.95	<b>59</b>
BF2	University of Central Florida	Justin Salahuddin	3 (23)	5 (17)	5 (19)	13	59	0.73	<b>74</b>
BF5	University of Central Florida	Nghi Chau	1 (25)	1 (24)	3 (22)	5	71	2.33	<b>11</b>
BF9	University of Central Florida	Olive Arderius	4 (22)	4 (20)	3 (21)	11	63	0.83	<b>57</b>
BH4	East Tennessee State University	Riley Axelrod	2 (24)	2 (22)	4 (22)	8	68	1.25	<b>29</b>
BK2	UC Santa Barbara Forensics	Jaden Nakamura	3 (22)	3 (22)	2 (24)	8	68	1.17	<b>30</b>
BK3	UC Santa Barbara Forensics	Gohan Huynh	3 (23)	2 (24)	5 (21)	10	68	1.03	<b>43</b>
BL1	South Dakota State University	Edie Oliver	2 (21)	4 (19)	2 (24)	8	64	1.25	<b>33</b>
C11	Ohio University	Silas Graser	1 (25)	1 (25)	2 (24)	4	74	2.50	<b>2</b>
C8	Ohio University	Julia Weller	3 (20)	3 (22)	5 (21)	11	63	0.87	<b>56</b>
E2	Murray State	Hailey Meshew	5 (15)	5 (21)	3 (22)	13	58	0.73	<b>76</b>
E5	Murray State	Samuel Miller	5 (20)	5 (17)	5 (20)	15	57	0.60	<b>82</b>
E6	Murray State	Essabella Voss	4 (21)	2 (24)	5 (19)	11	64	0.95	<b>54</b>
H10	Mizzou	Madison Ade	2 (24)	2 (24)	5 (20)	9	68	1.20	<b>37</b>
H2	Mizzou	Madison Arenaz							
H8	Mizzou	June Wheatley	3 (21)	1 (24)	2 (23)	6	68	1.83	<b>20</b>
K1	Truman State University	Cooper Spacil	4 (20)	1 (25)	2 (23)	7	68	1.75	<b>24</b>
K4	Truman State University	Lauren Weiss	1 (25)	5 (21)	1 (23)	7	69	2.20	<b>22</b>
K6	Truman State University	Jessie Philips	2 (22)	2 (24)	1 (25)	5	71	2.00	<b>12</b>
K7	Truman State University	Briggs Maynor	1 (25)	3 (23)	1 (25)	5	73	2.33	<b>9</b>
L1	Newberry College	Ashley Peterson	5 (21)	3 (21)	4 (22)	12	64	0.78	<b>65</b>
L10	Newberry College	Riley Lobash	5 (18)	4 (22)	5 (19)	14	59	0.65	<b>79</b>
L11	Newberry College	Heather Ray	5 (16)	3 (23)	5 (21)	13	60	0.73	<b>71</b>
L5	Newberry College	Juliana Hernandez	4 (20)	4 (22)	5 (17)	13	59	0.70	<b>75</b>
L6	Newberry College	Nia Quimby	3 (20)	5 (20)	5 (21)	13	61	0.73	<b>70</b>
L9	Newberry College	Denim Morrison	3 (19)	4 (21)	4 (20)	11	60	0.83	<b>62</b>
O11	Boise State University	Kiryn Willett	5 (21)	5 (20)	5 (18)	15	59	0.60	<b>81</b>
O14	Boise State University	Colby Bond	1 (25)	2 (22)	2 (24)	5	71	2.00	<b>12</b>
O16	Boise State University	Chloe Sellers	1 (22)	3 (21)	5 (19)	9	62	1.53	<b>41</b>
O2	Boise State University	Seddi Momenpour	2 (24)	3 (23)	2 (22)	7	69	1.33	<b>23</b>
O3	Boise State University	Anthony Thomas	3 (23)	5 (21)	5 (19)	13	63	0.73	<b>67</b>
P1	Whitworth University	Parker Alvarez	4 (22)	4 (22)	5 (19)	13	63	0.70	<b>68</b>
P11	Whitworth University	Avery Hamilton	2 (24)	3 (23)	3 (23)	8	70	1.17	<b>25</b>

P17	Whitworth University	Bennett Johnson	1 (25)	2 (19)	3 (23)	6	67	1.83	<b>21</b>
P2	Whitworth University	Ahmed Amir	3 (22)	5 (18)	1 (25)	9	65	1.53	<b>39</b>
P3	Whitworth University	Madalyn Dotson	4 (18)	5 (18)	2 (23)	11	59	0.95	<b>63</b>
P4	Whitworth University	Minase Legesse	5 (19)	3 (23)	3 (23)	11	65	0.87	<b>53</b>
P5	Whitworth University	Owen Ronningen	4 (22)	1 (25)	4 (21)	9	68	1.50	<b>36</b>
P6	Whitworth University	Riia Yazepova	1 (23)	2 (22)	2 (24)	5	69	2.00	<b>15</b>
P7	Whitworth University	Elly Osborne	1 (23)	2 (23)	1 (25)	4	71	2.50	<b>4</b>
Q1	North Central College	Aidan McGuire	1 (23)	5 (21)	4 (22)	10	66	1.45	<b>44</b>
U11	Webster University	Rose Smoots	5 (20)	4 (16)	1 (24)	10	60	1.45	<b>49</b>
U13	Webster University	Rachel Hopper	4 (19)	4 (20)	5 (21)	13	60	0.70	<b>73</b>
U4	Webster University	Madi Teska	2 (23)	1 (25)	1 (25)	4	73	2.50	<b>3</b>
V1	University of West Florida	Asher Anderson	2 (21)	1 (25)	1 (25)	4	71	2.50	<b>4</b>
V2	University of West Florida	Charlie Kern	2 (24)	3 (22)	4 (22)	9	68	1.08	<b>38</b>
V4	University of West Florida	Tuesday Williams	3 (23)	3 (17)	2 (24)	8	64	1.17	<b>34</b>
V8	University of West Florida	Ashlee Hammonds	5 (19)	5 (19)	5 (19)	15	57	0.60	<b>82</b>
W1	Northwest Missouri State University	Theodore Hughes	2 (24)	5 (19)	3 (22)	10	65	1.03	<b>45</b>
W2	Northwest Missouri State University	Demitri Oliver	4 (20)	1 (21)	3 (23)	8	64	1.58	<b>32</b>
W4	Northwest Missouri State University	Ray Leath	5 (21)	2 (23)	4 (22)	11	66	0.95	<b>50</b>
W5	Northwest Missouri State University	Andrew Hedin	1 (25)	1 (25)	3 (22)	5	72	2.33	<b>10</b>
W6	Northwest Missouri State University	Mason Moore	1 (25)	5 (20)	3 (23)	9	68	1.53	<b>35</b>
Y11	Butler University	Grace McLaughlin	5 (19)	2 (22)	4 (22)	11	63	0.95	<b>55</b>
Y12	Butler University	Jackson Busse	4 (19)	4 (20)	3 (23)	11	62	0.83	<b>60</b>
Y2	Butler University	Gregor von Rohr	2 (24)	4 (22)	5 (20)	11	66	0.95	<b>50</b>
Y3	Butler University	Jonathon Clark	5 (19)	3 (21)	5 (20)	13	60	0.73	<b>71</b>
Y6	Butler University	Sam Gomez	5 (18)	4 (20)	3 (21)	12	59	0.78	<b>66</b>
1	Wayne State College	Faatimah Kouatli	3 (23)	3 (21)	2 (24)	8	68	1.17	<b>30</b>
2	Wayne State College	Parker Kesting	4 (22)	3 (23)	1 (23)	8	68	1.58	<b>28</b>

**Pi Kappa Delta Biennial 2026  
Broadcast Journalism**

Code	Team	Competitor(s)	Prelims			Rank total	Spkr. points	Recips	Prelim result
			1	2	3				
AD1	Ferris State University	Rose House	5 (20)	2 (24)	5 (20)	12	64	0.90	<b>62</b>
AF1	Louisiana State University	Wildjina Jolteus	3 (22)	5 (19)	3 (23)	11	64	0.87	<b>53</b>
AF2	Louisiana State University	Roan Guidry	1 (21)	5 (20)	1 (25)	7	66	2.20	<b>17</b>
AF3	Louisiana State University	Sam Theriot	1 (25)	1 (23)	4 (22)	6	70	2.25	<b>8</b>
AF4	Louisiana State University	TJ Jones	2 (24)	2 (24)	3 (21)	7	69	1.33	<b>14</b>
AF5	Louisiana State University	Ella Coco	1 (25)	1 (24)	2 (24)	4	73	2.50	<b>2</b>
AG1	Cedarville University	Nathanael Kolssak	4 (22)	5 (19)	1 (25)	10	66	1.45	<b>39</b>
AG2	Cedarville University	Zane Enos	4 (21)	5 (21)	3 (21)	12	63	0.78	<b>63</b>
AG3	Cedarville University	Deidra Hall	3 (23)	1 (25)	2 (23)	6	71	1.83	<b>7</b>
AH1	Duquesne University	Veronica Van Dam	1 (24)	4 (20)	5 (17)	10	61	1.45	<b>50</b>
AH2	Duquesne University	Natalie Rodriguez	1 (24)	3 (22)	3 (22)	7	68	1.67	<b>15</b>
AI1	University of Texas at El Paso	Sebastian Perez-Navarro	2 (24)	1 (25)	4 (21)	7	70	1.75	<b>12</b>
AM1	Whitman College	Liz Lovett	3 (22)	4 (20)	4 (21)	11	63	0.83	<b>55</b>
AM2	Whitman College	Ana Collins	5 (17)	3 (23)	3 (22)	11	62	0.87	<b>56</b>
AM3	Whitman College	Louis Stark	5 (20)	1 (25)	5 (21)	11	66	1.40	<b>52</b>
AM4	Whitman College	Valeri Garcia		5 (19)	5 (18)	10	37	0.40	<b>98</b>
AM5	Whitman College	Grace Hardy	2 (24)	2 (23)	1 (24)	5	71	2.00	<b>5</b>
AM6	Whitman College	Oliver Kaufman	2 (24)	4 (21)	3 (23)	9	68	1.08	<b>30</b>
AO1	Simpson College	Edward Kent	3 (23)	5 (18)	2 (24)	10	65	1.03	<b>44</b>
AO10	Simpson College	Dillon Sullivan	5 (18)	2 (22)	5 (19)	12	59	0.90	<b>69</b>
AO11	Simpson College	Aaron Harnden Jr.	4 (20)	5 (21)	4 (21)	13	62	0.70	<b>77</b>
AO12	Simpson College	Madeline Waddingham	5 (20)	4 (22)	1 (25)	10	67	1.45	<b>36</b>
AO13	Simpson College	Garrett Bond	4 (22)	2 (22)	4 (21)	10	65	1.00	<b>47</b>
AO2	Simpson College	Kyler Griffis	3 (18)	5 (20)	5 (15)	13	53	0.73	<b>81</b>
AO3	Simpson College	Aurore Lonyome	4 (22)	2 (24)	1 (24)	7	70	1.75	<b>12</b>
AO4	Simpson College	Jory Murray	5 (19)	5 (19)	5 (20)	15	58	0.60	<b>89</b>
AO5	Simpson College	Mya Postel	5 (19)	5 (18)	5 (20)	15	57	0.60	<b>91</b>
AO6	Simpson College	Wesley McDowell	5 (21)	5 (20)	3 (22)	13	63	0.73	<b>74</b>
AO7	Simpson College	Kennedy Moore	3 (22)	3 (23)	2 (22)	8	67	1.17	<b>24</b>
AO8	Simpson College	Henry Godar	4 (22)	5 (19)	1 (25)	10	66	1.45	<b>39</b>
AO9	Simpson College	Jamie Jager	5 (21)	4 (22)	3 (23)	12	66	0.78	<b>59</b>
AP1	Marshall University	Mason Wheeler	3 (23)	5 (20)	2 (24)	10	67	1.03	<b>38</b>
AQ1	Texas Christian University	Tyla Robinson	3 (23)	5 (18)	5 (19)	13	60	0.73	<b>79</b>
AQ2	Texas Christian University	Mason Hatfield	5 (21)	5 (21)	5 (17)	15	59	0.60	<b>87</b>
AQ3	Texas Christian University	Gabriella Longoria	5 (21)	2 (23)	5 (16)	12	60	0.90	<b>67</b>
AQ4	Texas Christian University	Daniel Mitchell	4 (17)	5 (18)	5 (21)	14	56	0.65	<b>84</b>
AQ5	Texas Christian University	Arianna LeBlanc	1 (23)	4 (21)	5 (20)	10	64	1.45	<b>48</b>
AR1	Sterling College	Cristian A Vargiu		5 (19)	4 (21)	9	40	0.45	<b>97</b>
AT1	UC-Cumberlands	Sam Price		1 (23)	5 (19)	6	42	1.20	<b>95</b>
AU1	Southwest Baptist U	Ben Hines	3 (21)	1 (24)	5 (19)	9	64	1.53	<b>31</b>
AV1	Colorado Christian University	Jacob Cromley	5 (21)	4 (22)	3 (22)	12	65	0.78	<b>60</b>
AY1	University of Central Missouri	Ashley Singh	2 (24)	5 (17)	5 (21)	12	62	0.90	<b>65</b>
AY2	University of Central Missouri	Caleb Dillon	3 (21)	3 (21)	5 (20)	11	62	0.87	<b>56</b>
BC1	UCSD	Lillian Theis	4 (22)	4 (22)	5 (21)	13	65	0.70	<b>72</b>
BC2	UCSD	Gursimar Kaur	5 (20)	5 (20)	5 (20)	15	60	0.60	<b>85</b>
BD1	University of Montana Debate&Speech	Colby Suko-Clark	4 (22)	5 (21)	4 (22)	13	65	0.70	<b>72</b>
BI1	Texas Tech Red Raiders	Jordan Dolen	2 (22)	5 (18)	2 (23)	9	63	1.20	<b>32</b>
BI2	Texas Tech Red Raiders	Berkeley Sizemore	2 (19)	5 (21)	5 (18)	12	58	0.90	<b>70</b>
BJ1	Idaho State University	Alex Kuyper	1 (25)	1 (25)	5 (20)	7	70	2.20	<b>11</b>
BL1	South Dakota State University	Edie Oliver	1 (25)	2 (23)	5 (20)	8	68	1.70	<b>20</b>
BL2	South Dakota State University	Carter Gehrke	3 (21)	1 (25)	4 (19)	8	65	1.58	<b>26</b>
BL3	South Dakota State University	Rylee Cawley	5 (14)	1 (24)	2 (24)	8	62	1.70	<b>27</b>
BL4	South Dakota State University	Abi Slater	2 (24)	4 (21)	4 (21)	10	66	1.00	<b>42</b>
BL5	South Dakota State University	Sydney Morgan	1 (23)	3 (23)	2 (24)	6	70	1.83	<b>9</b>
C1	Ohio University	Savanah Stachler	4 (19)	1 (24)	2 (24)	7	67	1.75	<b>16</b>
C2	Ohio University	Chloe Watts	2 (23)	5 (20)	3 (22)	10	65	1.03	<b>44</b>
C3	Ohio University	Michael Gallagher	5 (18)	2 (24)	5 (18)	12	60	0.90	<b>67</b>
C4	Ohio University	Lexi Taylor	2 (24)	4 (22)	1 (25)	7	71	1.75	<b>10</b>
C5	Ohio University	Abe Bisignano	5 (21)	3 (23)	2 (24)	10	68	1.03	<b>34</b>
C6	Ohio University	Taryn Adamczyk	2 (23)	3 (22)	3 (23)	8	68	1.17	<b>22</b>

C7	Ohio University	Kristi Kotowski	3 (23)	2 (24)	5 (18)	10	65	1.03	<b>44</b>
H1	Mizzou	Dustin Wallace	4 (22)	4 (21)	4 (22)	12	65	0.75	<b>61</b>
H2	Mizzou	Madison Arenaz	3 (23)	3 (23)	4 (22)	10	68	0.92	<b>35</b>
H3	Mizzou	Catelynn Liniger	4 (21)	4 (20)	2 (23)	10	64	1.00	<b>49</b>
H4	Mizzou	Will Sapp	3 (23)	5 (21)	1 (25)	9	69	1.53	<b>28</b>
H5	Mizzou	Corbin Moyer	1 (24)	5 (19)	4 (22)	10	65	1.45	<b>43</b>
H6	Mizzou	Foster Dunlap	5 (20)	5 (17)	4 (20)	14	57	0.65	<b>83</b>
H7	Mizzou	Lilly Nutter	3 (23)	1 (25)	1 (25)	5	73	2.33	<b>3</b>
J1	Minnesota State University, Mankato	Eli Frost	3 (23)	4 (22)	4 (19)	11	64	0.83	<b>54</b>
L1	Newberry College	Ashley Peterson		3 (22)	1 (23)	4	45	1.33	<b>93</b>
L2	Newberry College	Paul Fisher	4 (20)	3 (23)	5 (18)	12	61	0.78	<b>66</b>
L3	Newberry College	Wilfredo Lopez-perez	5 (21)	5 (19)	5 (20)	15	60	0.60	<b>85</b>
L4	Newberry College	Jose Ferrer	5 (20)	3 (21)	5 (19)	13	60	0.73	<b>79</b>
L5	Newberry College	Juliana Hernandez	5 (20)	5 (19)	5 (19)	15	58	0.60	<b>89</b>
L6	Newberry College	Nia Quimby		5 (19)	3 (20)	8	39	0.53	<b>96</b>
L7	Newberry College	Jorgia Weaver	5 (17)	5 (19)	5 (15)	15	51	0.60	<b>92</b>
L8	Newberry College	Desiray Montgomery	5 (17)	5 (18)	2 (23)	12	58	0.90	<b>70</b>
M1	Missouri Valley College	Tru Naumovitz	4 (22)	1 (25)	5 (20)	10	67	1.45	<b>36</b>
O1	Boise State University	Jesse Madison	1 (25)	5 (21)	2 (22)	8	68	1.70	<b>20</b>
O2	Boise State University	Seddi Momenpour		5 (20)		5	20	0.20	<b>94</b>
O3	Boise State University	Anthony Thomas	2 (22)	2 (23)	1 (24)	5	69	2.00	<b>6</b>
O4	Boise State University	Ariana Ashby	2 (24)	2 (23)	1 (25)	5	72	2.00	<b>4</b>
O5	Boise State University	Bridget Gibson	4 (22)	3 (23)	5 (18)	12	63	0.78	<b>63</b>
O6	Boise State University	Allie Hampton	1 (25)	3 (22)	5 (21)	9	68	1.53	<b>29</b>
O7	Boise State University	Sam Kleman	1 (25)	2 (24)	5 (18)	8	67	1.70	<b>23</b>
O8	Boise State University	Jaxon Holmes	1 (25)	2 (24)	1 (25)	4	74	2.50	<b>1</b>
Q1	North Central College	Aidan McGuire	5 (19)	1 (24)	2 (23)	8	66	1.70	<b>25</b>
U1	Webster University	Noah Robinett	5 (19)	5 (18)	1 (24)	11	61	1.40	<b>58</b>
U2	Webster University	Adi Sharma	5 (17)	1 (25)	1 (23)	7	65	2.20	<b>18</b>
U3	Webster University	Maral Mahdinia	1 (25)	4 (21)	3 (23)	8	69	1.58	<b>19</b>
V1	University of West Florida	Asher Anderson	5 (20)	5 (19)	3 (23)	13	62	0.73	<b>75</b>
V2	University of West Florida	Charlie Kern	4 (21)	4 (22)	5 (19)	13	62	0.70	<b>77</b>
V3	University of West Florida	Brennan Hindman	5 (20)	5 (20)	5 (19)	15	59	0.60	<b>87</b>
W1	Northwest Missouri State University	Theodore Hughes	2 (23)	5 (20)	3 (23)	10	66	1.03	<b>41</b>
Y1	Butler University	Aleena Ahmad	2 (23)	2 (23)	5 (17)	9	63	1.20	<b>32</b>
Y2	Butler University	Gregor von Rohr	5 (21)	5 (18)	4 (22)	14	61	0.65	<b>82</b>
Z1	William Carey Forensics	Nicholas Madison	5 (11)	3 (22)	2 (23)	10	56	1.03	<b>51</b>
Z2	William Carey Forensics	Robin Anne Weeks	5 (19)	3 (22)	5 (21)	13	62	0.73	<b>75</b>

**Pi Kappa Delta Biennial 2026  
Communication Analysis**

Code	Team	Competitor(s)	Prelims			Rank total	Spkr. points	Recips	Prelim result
			1	2	3				
A1	Ottawa University	Anastasia Stwyer	4 (22)	5 (19)	1 (25)	10	66	1.45	<b>29</b>
AF6	Louisiana State University	Cade Savoy	1 (24)	2 (24)	1 (25)	4	73	2.50	<b>2</b>
AG1	Cedarville University	Nathanael Kolssak	4 (22)	2 (24)	2 (22)	8	68	1.25	<b>17</b>
AG11	Cedarville University	Eliana Boerner	3 (23)	3 (23)	4 (22)	10	68	0.92	<b>26</b>
AG7	Cedarville University	Laura Ball	5 (20)	3 (22)	1 (25)	9	67	1.53	<b>20</b>
AM1	Whitman College	Liz Lovett	3 (22)	2 (24)	5 (21)	10	67	1.03	<b>28</b>
AO1	Simpson College	Edward Kent	2 (22)	1 (25)	3 (23)	6	70	1.83	<b>7</b>
AO10	Simpson College	Dillon Sullivan	3 (22)	2 (23)	4 (20)	9	65	1.08	<b>23</b>
AO6	Simpson College	Wesley McDowell	5 (21)	4 (18)	3 (23)	12	62	0.78	<b>40</b>
AP1	Marshall University	Mason Wheeler	2 (24)	3 (20)	5 (18)	10	62	1.03	<b>33</b>
AQ11	Texas Christian University	Landon Peugh	5 (21)	2 (24)	3 (23)	10	68	1.03	<b>25</b>
AQ6	Texas Christian University	Natalie Pelan	1 (25)	1 (24)	5 (21)	7	70	2.20	<b>11</b>
AY5	University of Central Missouri	Luke Fitzsimmons	3 (23)	4 (21)	3 (21)	10	65	0.92	<b>31</b>
B2	McNeese State University	Caleb Wilson	1 (25)	4 (22)	1 (23)	6	70	2.25	<b>6</b>
BF9	University of Central Florida	Olive Arderius	1 (24)	5 (20)	4 (20)	10	64	1.45	<b>32</b>
BI8	Texas Tech Red Raiders	Liliana Villegas	4 (22)	5 (20)	5 (19)	14	61	0.65	<b>48</b>
BJ1	Idaho State University	Alex Kuyper	5 (21)	5 (20)	5 (21)	15	62	0.60	<b>49</b>
BJ3	Idaho State University	Lazarus Clark	5 (17)	5 (15)	5 (17)	15	49	0.60	<b>51</b>
BL2	South Dakota State University	Carter Gehrke	3 (19)	4 (21)	4 (21)	11	61	0.83	<b>35</b>
BL4	South Dakota State University	Abi Slater	1 (25)	2 (24)	5 (20)	8	69	1.70	<b>15</b>
BL5	South Dakota State University	Sydney Morgan	2 (24)	1 (24)	3 (21)	6	69	1.83	<b>9</b>
BL6	South Dakota State University	Emma Arneson	3 (23)	2 (24)	2 (24)	7	71	1.33	<b>10</b>
C11	Ohio University	Silas Graser	4 (22)	1 (25)	1 (25)	6	72	2.25	<b>5</b>
C12	Ohio University	Emily Osborne	1 (25)	1 (25)	2 (22)	4	72	2.50	<b>3</b>
C7	Ohio University	Kristi Kotowski	5 (21)	4 (22)	5 (20)	14	63	0.65	<b>46</b>
C9	Ohio University	Emma Steiner	2 (24)	2 (23)	5 (20)	9	67	1.20	<b>21</b>
E3	Murray State	Caleb McCurren	5 (21)	3 (23)	5 (20)	13	64	0.73	<b>42</b>
H10	Mizzou	Madison Ade	3 (23)	5 (18)	3 (22)	11	63	0.87	<b>34</b>
H9	Mizzou	Matteo Francis	2 (24)	4 (22)	3 (23)	9	69	1.08	<b>19</b>
J3	Minnesota State University, Mankato	Micah Allen	3 (21)	5 (20)	5 (19)	13	60	0.73	<b>44</b>
J5	Minnesota State University, Mankato	Idalia Anderson	4 (22)	5 (19)	5 (21)	14	62	0.65	<b>47</b>
K1	Truman State University	Cooper Spacil	3 (23)	3 (22)	1 (23)	7	68	1.67	<b>13</b>
K2	Truman State University	Sawyer Partney	2 (23)	5 (21)	5 (19)	12	63	0.90	<b>37</b>
K5	Truman State University	Jack Unsell	5 (17)	5 (21)	2 (24)	12	62	0.90	<b>38</b>
L9	Newberry College	Denim Morrison	1 (25)	1 (25)	2 (24)	4	74	2.50	<b>1</b>
O10	Boise State University	Adam Pendergrass	1 (24)	3 (23)	1 (25)	5	72	2.33	<b>4</b>
O11	Boise State University	Kiryn Willett	4 (18)	5 (19)	4 (20)	13	57	0.70	<b>45</b>
O5	Boise State University	Bridget Gibson	2 (24)	1 (25)	4 (20)	7	69	1.75	<b>12</b>
O7	Boise State University	Sam Kleman	3 (22)	5 (20)	2 (24)	10	66	1.03	<b>30</b>
P11	Whitworth University	Avery Hamilton	3 (22)	4 (20)	2 (23)	9	65	1.08	<b>23</b>
P7	Whitworth University	Elly Osborne	1 (25)	4 (22)	4 (22)	9	69	1.50	<b>18</b>
Q1	North Central College	Aidan McGuire	2 (23)	3 (23)	2 (22)	7	68	1.33	<b>14</b>
U10	Webster University	Eleanor Clark	5 (21)	5 (21)	2 (23)	12	65	0.90	<b>36</b>
U5	Webster University	Evana Vrhovac	5 (20)	1 (25)	4 (22)	10	67	1.45	<b>27</b>
V11	University of West Florida	Libby Hutchinson	4 (21)	4 (22)	1 (23)	9	66	1.50	<b>22</b>
V4	University of West Florida	Tuesday Williams		5 (20)		5	20	0.20	<b>52</b>
V5	University of West Florida	Mea Brahier	5 (20)	5 (21)	3 (21)	13	62	0.73	<b>43</b>
V7	University of West Florida	Kaylyn Allen	5 (16)	3 (23)	4 (22)	12	61	0.78	<b>41</b>
W6	Northwest Missouri State University	Mason Moore	2 (23)	1 (25)	3 (22)	6	70	1.83	<b>7</b>
Y1	Butler University	Aleena Ahmad	4 (22)	3 (23)	1 (24)	8	69	1.58	<b>16</b>
Y4	Butler University	Maddie O'Brien	5 (20)	2 (23)	5 (19)	12	62	0.90	<b>38</b>
Y9	Butler University	Gaby Seleps	5 (20)	5 (21)	5 (16)	15	57	0.60	<b>50</b>

**Pi Kappa Delta Biennial 2026**

**Discussion**

Code	Team	Competitor(s)	Prelims			Rank total	Spkr. points	Recips	Prelim result
			1	2	3				
AO11	Simpson College	Aaron Harnden Jr.	2 (24)	1 (24)	2 (24), 5 (21)	10	93	2.20	<b>9</b>
AO17	Simpson College	Ella Glawatz	5 (20)	5 (21)	4 (22), 5 (21)	19	84	0.85	<b>19</b>
AO4	Simpson College	Jory Murray	2 (24)	4 (22)	1 (25), 2 (24)	9	95	2.25	<b>7</b>
AY6	University of Central Missouri	Paige Showen	3 (23)	1 (25)	2 (23), 1 (25)	7	96	2.83	<b>2</b>
BL1	South Dakota State University	Edie Oliver	4 (21)	4 (22)	5 (20), 3 (23)	16	86	1.03	<b>17</b>
BL2	South Dakota State University	Carter Gehrke	4 (22)	2 (24)	3 (20), 4 (22)	13	88	1.33	<b>12</b>
BL3	South Dakota State University	Rylee Cawley	3 (23)	3 (22)	5 (21), 5 (20)	16	86	1.07	<b>16</b>
C2	Ohio University	Chloe Watts	2 (23)	2 (24)	2 (24), 4 (22)	10	93	1.75	<b>10</b>
C3	Ohio University	Michael Gallagher	3 (23)	1 (25)	1 (25), 2 (24)	7	97	2.83	<b>1</b>
C7	Ohio University	Kristi Kotowski	1 (25)	3 (23)	4 (19), 3 (23)	11	90	1.92	<b>11</b>
C9	Ohio University	Emma Steiner	1 (25)	2 (23)	1 (25), 4 (22)	8	95	2.75	<b>4</b>
I2	Park University	Paul Kretsinger	4 (21)	5 (21)	5 (21), 5 (19)	19	82	0.85	<b>20</b>
J3	Minnesota State University, Mankato	Micah Allen	5 (21)	4 (20)	5 (20), 1 (25)	15	86	1.65	<b>14</b>
L9	Newberry College	Denim Morrison	5 (19)	5 (20)	5 (19), 5 (19)	20	77	0.80	<b>22</b>
O2	Boise State University	Seddi Momenpour	4 (22)	5 (19)	3 (23), 2 (24)	14	88	1.28	<b>13</b>
O9	Boise State University	Aleigh Holmes	1 (24)	3 (23)	1 (25), 2 (24)	7	96	2.83	<b>2</b>
S1	Marian University	David Mbairaroua	5 (20)	4 (22)	3 (23), 4 (22)	16	87	1.03	<b>15</b>
U11	Webster University	Rose Smoots	5 (19)	5 (21)	5 (17), 5 (21)	20	78	0.80	<b>21</b>
U12	Webster University	Eva Watters	5 (20)	5 (17)	4 (22), 3 (23)	17	82	0.98	<b>18</b>
U13	Webster University	Rachel Hopper	1 (25)	3 (23)	4 (22), 1 (25)	9	95	2.58	<b>6</b>
U3	Webster University	Maral Mahdinia	3 (22)	1 (25)	3 (23), 1 (25)	8	95	2.67	<b>5</b>
V4	University of West Florida	Tuesday Williams	2 (24)	2 (24)	2 (24), 3 (23)	9	95	1.83	<b>8</b>

This tournament is being run using SpeechWire Tournament Services software - www.SpeechWire.com.  
 © 2004-2026 Ben Stewart - All Rights Reserved. SpeechWire version 4.22.000.

**Pi Kappa Delta Biennial 2026  
Dramatic Interpretation**

Code	Team	Competitor(s)	Prelims			Rank total	Spkr. points	Recips	Prelim result
			1	2	3				
AA2	Northern State University	Haylee Bohnet	2 (24)	2 (24)	3 (22)	7	70	1.33	<b>16</b>
AA3	Northern State University	Lauren Carpenter	5 (19)	5 (19)	5 (21)	15	59	0.60	<b>67</b>
AC2	Cameron University	Ryan Kaye	2 (24)	3 (23)	2 (23)	7	70	1.33	<b>16</b>
AC3	Cameron University	Skylar Edwards	5 (19)	5 (21)	2 (24)	12	64	0.90	<b>49</b>
AG10	Cedarville University	Ellia Torlone	2 (23)	3 (23)	3 (23)	8	69	1.17	<b>22</b>
AG4	Cedarville University	Sarah Smith	3 (22)	3 (22)	5 (21)	11	65	0.87	<b>42</b>
AG9	Cedarville University	Liliana Printz	4 (22)	2 (24)	2 (24)	8	70	1.25	<b>18</b>
AH9	Duquesne University	Alyssa Warholic	4 (21)	1 (24)	1 (25)	6	70	2.25	<b>11</b>
AI3	University of Texas at El Paso	Felix Castañon	5 (13)	1 (24)	2 (24)	8	61	1.70	<b>27</b>
AO11	Simpson College	Aaron Harnden Jr.	1 (24)	1 (25)	2 (24)	4	73	2.50	<b>4</b>
AO14	Simpson College	Izzy Carter	5 (20)	5 (21)	5 (20)	15	61	0.60	<b>65</b>
AO16	Simpson College	Alex Beveridge	5 (21)	3 (22)	4 (22)	12	65	0.78	<b>46</b>
AO17	Simpson College	Ella Glawatz	1 (25)	5 (19)	4 (19)	10	63	1.45	<b>37</b>
AO19	Simpson College	Rachel Garcia	1 (25)	1 (25)	2 (24)	4	74	2.50	<b>3</b>
AO9	Simpson College	Jamie Jager	3 (23)	2 (24)	3 (23)	8	70	1.17	<b>20</b>
AP4	Marshall University	Maxwell Harris	5 (20)	4 (21)	4 (22)	13	63	0.70	<b>57</b>
AQ10	Texas Christian University	Ellie Griffin	3 (23)	2 (22)	4 (22)	9	67	1.08	<b>31</b>
AQ9	Texas Christian University	Ellington Holkmann	3 (23)	5 (18)	2 (22)	10	63	1.03	<b>39</b>
AR3	Sterling College	Brennan Blake	4 (20)	4 (22)	4 (21)	12	63	0.75	<b>53</b>
AR4	Sterling College	Bailey Brewer	3 (21)	5 (20)	4 (22)	12	63	0.78	<b>52</b>
AV1	Colorado Christian University	Jacob Cromley	1 (24)	1 (25)	4 (22)	6	71	2.25	<b>9</b>
AX5	Transylvania University	Ash Harris	5 (19)	5 (20)	5 (20)	15	59	0.60	<b>67</b>
AY5	University of Central Missouri	Luke Fitzsimmons	3 (23)	5 (20)	5 (20)	13	63	0.73	<b>55</b>
AY6	University of Central Missouri	Paige Showen	3 (22)	3 (21)	2 (24)	8	67	1.17	<b>25</b>
AY7	University of Central Missouri	Hannah Rodriguez-Nemeth	4 (21)	3 (23)	5 (21)	12	65	0.78	<b>46</b>
AY8	University of Central Missouri	Charlie Vitale	5 (20)	3 (23)	3 (23)	11	66	0.87	<b>41</b>
B2	McNeese State University	Caleb Wilson	2 (24)	1 (25)	2 (24)	5	73	2.00	<b>7</b>
BC21	UCSD	Aracely Tobias	5 (20)	5 (18)	3 (23)	13	61	0.73	<b>58</b>
BD4	University of Montana Debate&Speech	Ethan Andersch	5 (21)	5 (19)	4 (22)	14	62	0.65	<b>60</b>
BF6	University of Central Florida	Paige Maynard	4 (21)	2 (24)	3 (23)	9	68	1.08	<b>29</b>
BF7	University of Central Florida	Ryan Richards	3 (21)	2 (23)	5 (20)	10	64	1.03	<b>36</b>
C1	Ohio University	Savanah Stachler	4 (22)	3 (23)	4 (22)	11	67	0.83	<b>40</b>
C10	Ohio University	Samantha Fanger	2 (23)	4 (22)	3 (23)	9	68	1.08	<b>29</b>
C12	Ohio University	Emily Osborne	4 (22)	2 (24)	3 (23)	9	69	1.08	<b>28</b>
C13	Ohio University	Maddy Purcell	1 (23)	1 (24)	4 (22)	6	69	2.25	<b>13</b>
C2	Ohio University	Chloe Watts	5 (19)	5 (21)	5 (20)	15	60	0.60	<b>66</b>
C4	Ohio University	Lexi Taylor	2 (24)	1 (23)	3 (20)	6	67	1.83	<b>14</b>
C5	Ohio University	Abe Bisignano	1 (25)	2 (23)	3 (23)	6	71	1.83	<b>10</b>
C6	Ohio University	Taryn Adamczyk	2 (23)	1 (24)	1 (25)	4	72	2.50	<b>5</b>
C8	Ohio University	Julia Weller	5 (18)	5 (20)	5 (20)	15	58	0.60	<b>70</b>
C9	Ohio University	Emma Steiner	1 (25)	2 (23)	5 (21)	8	69	1.70	<b>21</b>
E3	Murray State	Caleb McCurren	5 (18)	5 (20)	5 (19)	15	57	0.60	<b>71</b>
H12	Mizzou	Kaeden Abraham	5 (21)	1 (25)	1 (25)	7	71	2.20	<b>15</b>
H13	Mizzou	Ben Montbriand	1 (25)	1 (24)	1 (25)	3	74	3.00	<b>2</b>
H7	Mizzou	Lilly Nutter	1 (25)	1 (25)	1 (25)	3	75	3.00	<b>1</b>
J2	Minnesota State University, Mankato	Sydney Hawkins	2 (24)	5 (20)	5 (20)	12	64	0.90	<b>49</b>
K8	Truman State University	Emery McEvoy	3 (23)	5 (21)	4 (22)	12	66	0.78	<b>45</b>
N1	Weber State Forensics	Sadie Parkin	4 (22)	2 (24)	4 (22)	10	68	1.00	<b>33</b>
N2	Weber State Forensics	Emma Parkin	1 (24)	4 (22)	5 (17)	10	63	1.45	<b>37</b>
N4	Weber State Forensics	Emmalee Prince	2 (20)	4 (22)	5 (20)	11	62	0.95	<b>44</b>
O1	Boise State University	Jesse Madison	1 (24)	5 (20)	2 (24)	8	68	1.70	<b>24</b>
O12	Boise State University	Cadence Marang	5 (20)	2 (24)	5 (19)	12	63	0.90	<b>51</b>
O13	Boise State University	Ivan Markevych	2 (24)	4 (22)	2 (24)	8	70	1.25	<b>18</b>
O14	Boise State University	Colby Bond	5 (21)	4 (21)	5 (21)	14	63	0.65	<b>59</b>
O15	Boise State University	Ben Hobbs	5 (21)	4 (21)	3 (23)	12	65	0.78	<b>46</b>
O16	Boise State University	Chloe Sellers	3 (18)	4 (22)	5 (14)	12	54	0.78	<b>54</b>
O9	Boise State University	Aleigh Holmes	2 (22)	3 (22)	3 (23)	8	67	1.17	<b>25</b>
P8	Whitworth University	Norah McLaughlin	5 (20)	4 (21)	5 (21)	14	62	0.65	<b>60</b>
P9	Whitworth University	Kyla Shodahl	4 (22)	5 (21)	1 (25)	10	68	1.45	<b>32</b>
U1	Webster University	Noah Robinett	4 (20)	5 (20)	1 (25)	10	65	1.45	<b>34</b>

U12	Webster University	Eva Watters	5 (18)	5 (19)	1 (25)	11	62	1.40	<b>43</b>
U5	Webster University	Evana Vrhovac	3 (22)	3 (23)	2 (24)	8	69	1.17	<b>22</b>
U6	Webster University	Andrew Meeks	5 (19)	5 (19)	5 (21)	15	59	0.60	<b>67</b>
U8	Webster University	TJ Hawkins	4 (16)	5 (20)	5 (21)	14	57	0.65	<b>62</b>
V3	University of West Florida	Brennan Hindman	5 (19)	4 (21)	1 (25)	10	65	1.45	<b>34</b>
W5	Northwest Missouri State University	Andrew Hedin	1 (24)	2 (23)	1 (25)	4	72	2.50	<b>5</b>
Y10	Butler University	Sidney James	4 (20)	5 (21)	5 (15)	14	56	0.65	<b>63</b>
Y11	Butler University	Grace McLaughlin	5 (14)	4 (20)	5 (16)	14	50	0.65	<b>64</b>
Y3	Butler University	Jonathon Clark	3 (22)	1 (25)	1 (25)	5	72	2.33	<b>8</b>
Y6	Butler University	Sam Gomez	5 (20)	3 (22)	5 (21)	13	63	0.73	<b>55</b>
Z2	William Carey Forensics	Robin Anne Weeks	2 (23)	3 (22)	1 (25)	6	70	1.83	<b>12</b>

This tournament is being run using SpeechWire Tournament Services software - www.SpeechWire.com.  
© 2004-2026 Ben Stewart - All Rights Reserved. SpeechWire version 4.22.000.

**Pi Kappa Delta Biennial 2026  
Duo Interpretation**

Code	Team	Competitor(s)	Prelims			Rank total	Spkr. points	Recips	Prelim result
			1	2	3				
AC1	Cameron University	Skyler Edwards and Silas Bliefernich	5 (19)	5 (21)	5 (20)	15	60	0.60	<b>37</b>
AD1	Ferris State University	Rose House and Seth Brott	2 (24)	3 (22)	2 (24)	7	70	1.33	<b>10</b>
AF9	Louisiana State University	Roan Guidry and Landon Terro	3 (23)	1 (25)	5 (19)	9	67	1.53	<b>19</b>
AG1	Cedarville University	Deidra Hall and Nathanael Kolssak	1 (25)	3 (23)	1 (24)	5	72	2.33	<b>5</b>
AG6	Cedarville University	Ellia Torlone and Noah Hollenbach	1 (24)	3 (23)	3 (23)	7	70	1.67	<b>9</b>
AI4	University of Texas at El Paso	Riley Ramirez and Felix Castañon	4 (22)	4 (22)	3 (22)	11	66	0.83	<b>25</b>
AM2	Whitman College	Ana Collins and Louis Stark	3 (21)	5 (20)	3 (21)	11	62	0.87	<b>26</b>
AO11	Simpson College	Aaron Harnden Jr. and Izzy Carter	5 (20)	5 (20)	5 (21)	15	61	0.60	<b>36</b>
AO19	Simpson College	Rachel Garcia and Dillon Sullivan	1 (23)	3 (23)	1 (25)	5	71	2.33	<b>7</b>
AO5	Simpson College	Mya Postel and Ella Glawatz	3 (23)	2 (24)	3 (23)	8	70	1.17	<b>13</b>
AQ11	Texas Christian University	Landon Peugh and Casey Caldwell	5 (20)	4 (21)	4 (21)	13	62	0.70	<b>30</b>
AQ8	Texas Christian University	Oliver Roberts and Daniel Mitchell	4 (20)	5 (21)	5 (21)	14	62	0.65	<b>33</b>
AY6	University of Central Missouri	Paige Showen and Jayme Thompson	1 (25)	1 (25)	2 (23)	4	73	2.50	<b>3</b>
AY8	University of Central Missouri	Charlie Vitale and Mayven Amarello	3 (22)	2 (24)	2 (24)	7	70	1.33	<b>10</b>
BC3	UCSD	Remy Dupart and Aracely Tobias	5 (18)	5 (20)	5 (19)	15	57	0.60	<b>38</b>
BF3	University of Central Florida	Jack Eagle and Ryan Richards	5 (19)	4 (22)	4 (21)	13	62	0.70	<b>30</b>
BF6	University of Central Florida	Paige Maynard and Emkay Manfull	3 (23)	2 (24)	3 (23)	8	70	1.17	<b>13</b>
BF9	University of Central Florida	Jack Eagle and Olive Arderius	4 (21)	1 (25)	4 (22)	9	68	1.50	<b>18</b>
BL4	South Dakota State University	Edie Oliver and Abi Slater	2 (22)	3 (23)	2 (23)	7	68	1.33	<b>12</b>
C11	Ohio University	Silas Graser and Lexi Taylor	4 (22)	2 (24)	3 (23)	9	69	1.08	<b>16</b>
C2	Ohio University	Chloe Watts and Kristi Kotowski	2 (23)	3 (23)	3 (23)	8	69	1.17	<b>15</b>
C4	Ohio University	Lexi Taylor and Emily Osborne	2 (24)	1 (25)	1 (25)	4	74	2.50	<b>2</b>
H12	Mizzou	Lilly Nutter and Kaeden Abraham	2 (24)	1 (25)	2 (24)	5	73	2.00	<b>4</b>
J2	Minnesota State University, Mankato	Sydney Hawkins and Kennedy Hayden	1 (25)	5 (21)	4 (22)	10	68	1.45	<b>20</b>
K6	Truman State University	Jessie Philips and Briggs Maynor	1 (25)	1 (25)	1 (25)	3	75	3.00	<b>1</b>
O10	Boise State University	Adam Pendergrass and Jaxon Holmes	2 (24)	2 (24)	1 (24)	5	72	2.00	<b>6</b>
P2	Whitworth University	Ahmed Amir and Minase Legesse	5 (20)	5 (21)	1 (25)	11	66	1.40	<b>24</b>
P3	Whitworth University	Madalyn Dotson and Norah McLaughlin	3 (23)	2 (24)	5 (21)	10	68	1.03	<b>21</b>
P6	Whitworth University	Riia Yazepova and Avery Hamilton	4 (22)	5 (21)	4 (21)	13	64	0.70	<b>27</b>
U12	Webster University	Eva Watters and Adi Sharma	3 (21)	5 (21)	5 (21)	13	63	0.73	<b>28</b>
U5	Webster University	Evana Vrhovac and Madi Teska	4 (22)	5 (20)	4 (21)	13	63	0.70	<b>29</b>
V2	University of West Florida	Charlie Kern and Tuesday Williams	2 (24)	3 (23)	4 (22)	9	69	1.08	<b>16</b>
V8	University of West Florida	Ashlee Hammonds and Kaylyn Allen	4 (20)	2 (23)	4 (22)	10	65	1.00	<b>22</b>
Y10	Butler University	Sidney James and Tala Sharba	5 (21)	4 (22)	5 (18)	14	61	0.65	<b>34</b>
Y5	Butler University	Maddie O'Brien and Braylee Rey	5 (17)	4 (22)	5 (20)	14	59	0.65	<b>35</b>
Y8	Butler University	Jessica Lubbehusen and Jackson Busse	5 (21)	4 (22)	5 (20)	14	63	0.65	<b>32</b>
Y9	Butler University	Jonathon Clark and Gaby Seleps	5 (21)	4 (22)	2 (24)	11	67	0.95	<b>23</b>
Z2	William Carey Forensics	Nicholas Madison and Robin Anne Weeks	1 (25)	1 (25)	4 (20)	6	70	2.25	<b>8</b>

**Pi Kappa Delta Biennial 2026  
Extemp Commentary**

Code	Team	Competitor(s)	Prelims			Rank total	Spkr. points	Recips	Prelim result
			1	2	3				
AD1	Ferris State University	Rose House	5 (16)	2 (24)	5 (19)	12	59	0.90	<b>67</b>
AD2	Ferris State University	Seth Brott	5 (21)	5 (19)	4 (21)	14	61	0.65	<b>77</b>
AF3	Louisiana State University	Sam Theriot	5 (21)	4 (22)	5 (20)	14	63	0.65	<b>76</b>
AF6	Louisiana State University	Cade Savoy	5 (19)	2 (23)	1 (25)	8	67	1.70	<b>30</b>
AF9	Louisiana State University	Landon Terro	3 (22)	1 (25)	1 (25)	5	72	2.33	<b>5</b>
AG1	Cedarville University	Nathanael Kolssak	2 (24)	4 (20)	4 (20)	10	64	1.00	<b>49</b>
AG3	Cedarville University	Deidra Hall	1 (25)	5 (20)	1 (25)	7	70	2.20	<b>15</b>
AG6	Cedarville University	Noah Hollenbach	4 (18)	1 (25)	2 (24)	7	67	1.75	<b>23</b>
AM1	Whitman College	Liz Lovett	4 (22)	2 (23)	4 (21)	10	66	1.00	<b>46</b>
AM3	Whitman College	Louis Stark	4 (22)	5 (18)	4 (20)	13	60	0.70	<b>75</b>
AM4	Whitman College	Valeri Garcia	2 (24)	5 (17)	5 (21)	12	62	0.90	<b>63</b>
AM6	Whitman College	Oliver Kaufman	5 (21)	1 (25)	5 (20)	11	66	1.40	<b>51</b>
AO1	Simpson College	Edward Kent	4 (22)	4 (21)	3 (22)	11	65	0.83	<b>57</b>
AO10	Simpson College	Dillon Sullivan	1 (23)	4 (22)	4 (21)	9	66	1.50	<b>39</b>
AO12	Simpson College	Madeline Waddingham	5 (20)	4 (20)	1 (24)	10	64	1.45	<b>48</b>
AO13	Simpson College	Garrett Bond	5 (21)	3 (21)	3 (23)	11	65	0.87	<b>56</b>
AO14	Simpson College	Izzy Carter	5 (20)	3 (23)	5 (20)	13	63	0.73	<b>70</b>
AO15	Simpson College	Aidan Jones	5 (19)	5 (20)	4 (20)	14	59	0.65	<b>78</b>
AO16	Simpson College	Alex Beveridge	3 (23)	4 (22)	3 (22)	10	67	0.92	<b>43</b>
AO5	Simpson College	Mya Postel	4 (22)	4 (21)	4 (22)	12	65	0.75	<b>61</b>
AO6	Simpson College	Wesley McDowell	4 (22)	2 (23)	1 (24)	7	69	1.75	<b>20</b>
AO7	Simpson College	Kennedy Moore	2 (23)	5 (21)	2 (23)	9	67	1.20	<b>36</b>
AO8	Simpson College	Henry Godar	4 (18)	1 (25)	2 (24)	7	67	1.75	<b>23</b>
AP3	Marshall University	Joshua Hardesty							
AP6	Marshall University	Eli Morris	3 (23)	5 (19)	5 (20)	13	62	0.73	<b>72</b>
AQ14	Texas Christian University	Alex Gaskell	4 (22)	4 (22)	3 (22)	11	66	0.83	<b>52</b>
AQ4	Texas Christian University	Daniel Mitchell	5 (20)	1 (24)	4 (22)	10	66	1.45	<b>44</b>
AY1	University of Central Missouri	Ashley Singh	1 (25)	1 (24)	1 (25)	3	74	3.00	<b>1</b>
AY5	University of Central Missouri	Luke Fitzsimmons	3 (23)	5 (20)	1 (25)	9	68	1.53	<b>33</b>
BC1	UCSD	Lillian Theis	3 (23)	3 (21)	5 (20)	11	64	0.87	<b>58</b>
BC10	UCSD	Giana Ferrero	3 (20)	4 (20)	4 (21)	11	61	0.83	<b>59</b>
BC11	UCSD	Jacob Blair	3 (23)	1 (25)	2 (24)	6	72	1.83	<b>9</b>
BC15	UCSD	Chamiru Dewundaraliyanawaduge	5 (20)	5 (19)	2 (23)	12	62	0.90	<b>63</b>
BC16	UCSD	Stephanie Yeh	2 (24)	3 (23)	3 (22)	8	69	1.17	<b>29</b>
BC18	UCSD	Caroline Jethmal	2 (22)	1 (25)	3 (23)	6	70	1.83	<b>11</b>
BC19	UCSD	Olivia Buhler	2 (24)	2 (24)	1 (25)	5	73	2.00	<b>4</b>
BC2	UCSD	Gursimar Kaur	5 (21)	1 (25)	3 (22)	9	68	1.53	<b>33</b>
BC4	UCSD	Sam Pirasteh	5 (18)	4 (21)	3 (23)	12	62	0.78	<b>65</b>
BC6	UCSD	Joy Yomogida	1 (25)	3 (23)	5 (20)	9	68	1.53	<b>33</b>
BI1	Texas Tech Red Raiders	Jordan Dolen							
C12	Ohio University	Emily Osborne	1 (25)	1 (24)	1 (25)	3	74	3.00	<b>1</b>
C9	Ohio University	Emma Steiner	1 (24)	1 (25)	4 (21)	6	70	2.25	<b>10</b>
H1	Mizzou	Dustin Wallace	1 (22)	3 (22)	3 (22)	7	66	1.67	<b>25</b>
H2	Mizzou	Madison Arenaz	1 (25)	2 (24)	2 (23)	5	72	2.00	<b>6</b>
H4	Mizzou	Will Sapp	2 (24)	5 (20)	4 (21)	11	65	0.95	<b>55</b>
H5	Mizzou	Corbin Moyer	5 (21)	2 (23)	2 (23)	9	67	1.20	<b>36</b>
L1	Newberry College	Ashley Peterson	3 (23)	5 (19)	4 (21)	12	63	0.78	<b>62</b>
L10	Newberry College	Riley Lobash	3 (19)	4 (19)	5 (20)	12	58	0.78	<b>68</b>
L11	Newberry College	Heather Ray	3 (23)	5 (18)	4 (21)	12	62	0.78	<b>65</b>
L2	Newberry College	Paul Fisher	5 (1)			5	1	0.20	<b>83</b>
L7	Newberry College	Jorgia Weaver	5 (20)	5 (20)	5 (18)	15	58	0.60	<b>81</b>
L8	Newberry College	Desiray Montgomery	5 (19)	5 (21)	5 (18)	15	58	0.60	<b>81</b>
L9	Newberry College	Denim Morrison	1 (25)	5 (21)	5 (19)	11	65	1.40	<b>53</b>
O1	Boise State University	Jesse Madison	3 (23)	5 (18)	1 (24)	9	65	1.53	<b>40</b>
O10	Boise State University	Adam Pendergrass	2 (23)	2 (23)	2 (24)	6	70	1.50	<b>12</b>
O11	Boise State University	Kyrn Willett	5 (20)	5 (21)	3 (22)	13	63	0.73	<b>70</b>
O13	Boise State University	Ivan Markevych	2 (24)	3 (23)	5 (20)	10	67	1.03	<b>41</b>
O14	Boise State University	Colby Bond	4 (22)	2 (23)	3 (22)	9	67	1.08	<b>38</b>
O15	Boise State University	Ben Hobbs	4 (22)	1 (25)	3 (22)	8	69	1.58	<b>27</b>
O16	Boise State University	Chloe Sellers	1 (24)	3 (23)	3 (23)	7	70	1.67	<b>16</b>

O2	Boise State University	Seddi Momenpour	2 (24)	4 (22)	1 (25)	7	71	1.75	<b>13</b>
O3	Boise State University	Anthony Thomas	2 (24)	3 (21)	2 (23)	7	68	1.33	<b>22</b>
O4	Boise State University	Ariana Ashby	2 (24)	1 (25)	1 (24)	4	73	2.50	<b>3</b>
O5	Boise State University	Bridget Gibson	1 (25)	1 (25)	5 (19)	7	69	2.20	<b>19</b>
O6	Boise State University	Allie Hampton	5 (11)	2 (24)	1 (25)	8	60	1.70	<b>32</b>
O7	Boise State University	Sam Kleman	5 (21)	1 (23)	1 (24)	7	68	2.20	<b>21</b>
O8	Boise State University	Jaxon Holmes	3 (22)	5 (21)	2 (24)	10	67	1.03	<b>41</b>
O9	Boise State University	Aleigh Holmes	3 (19)	3 (22)	2 (24)	8	65	1.17	<b>31</b>
P17	Whitworth University	Bennett Johnson	1 (25)	2 (24)	4 (22)	7	71	1.75	<b>13</b>
P2	Whitworth University	Ahmed Amir	1 (25)	3 (21)	1 (24)	5	70	2.33	<b>7</b>
P3	Whitworth University	Madalyn Dotson	4 (20)	3 (21)	3 (22)	10	63	0.92	<b>50</b>
P4	Whitworth University	Minase Legesse	1 (25)	4 (22)	1 (25)	6	72	2.25	<b>8</b>
U1	Webster University	Noah Robinett	4 (21)	4 (20)	5 (21)	13	62	0.70	<b>73</b>
U10	Webster University	Eleanor Clark	3 (23)	2 (22)	5 (20)	10	65	1.03	<b>47</b>
U11	Webster University	Rose Smoots	4 (19)	2 (22)	5 (19)	11	60	0.95	<b>60</b>
U13	Webster University	Rachel Hopper	2 (20)	2 (24)	3 (22)	7	66	1.33	<b>26</b>
U3	Webster University	Maral Mahdinia	3 (23)	2 (24)	2 (23)	7	70	1.33	<b>17</b>
U4	Webster University	Madi Teska	2 (24)	3 (23)	2 (23)	7	70	1.33	<b>17</b>
U6	Webster University	Andrew Meeks	5 (21)	3 (22)	2 (23)	10	66	1.03	<b>45</b>
U7	Webster University	Chesper Tunga	1 (25)	5 (19)	5 (21)	11	65	1.40	<b>53</b>
U8	Webster University	TJ Hawkins	5 (20)	5 (20)	5 (20)	15	60	0.60	<b>80</b>
U9	Webster University	Nadia Calloway	4 (21)	5 (20)	4 (21)	13	62	0.70	<b>73</b>
V6	University of West Florida	Stone Dinwiddie	4 (21)	5 (18)	5 (20)	14	59	0.65	<b>78</b>
V9	University of West Florida	Daphne Deckbar	2 (24)	4 (22)	2 (23)	8	69	1.25	<b>28</b>
Y4	Butler University	Maddie O'Brien	4 (12)	3 (23)	5 (1)	12	36	0.78	<b>69</b>

This tournament is being run using SpeechWire Tournament Services software - www.SpeechWire.com.  
© 2004-2026 Ben Stewart - All Rights Reserved. SpeechWire version 4.22.000.



AU2	Southwest Baptist U	Nick Pruett	5 (16)	5 (10)	3 (21)	13	47	0.73	<b>150</b>
AU3	Southwest Baptist U	Chandler Hathcock	3 (23)	1 (24)	2 (23)	6	70	1.83	<b>27</b>
AV1	Colorado Christian University	Jacob Cromley	4 (22)	2 (24)	2 (24)	8	70	1.25	<b>51</b>
AW4	Appalachian State University	Darby Blinsink	5 (20)	5 (20)	5 (21)	15	61	0.60	<b>164</b>
AW5	Appalachian State University	Maddy Myers	2 (23)	4 (21)	3 (23)	9	67	1.08	<b>76</b>
AW6	Appalachian State University	Josh Kubie	3 (23)	3 (23)	4 (20)	10	66	0.92	<b>88</b>
AX1	Transylvania University	Lily K Tigie		5 (17)	5 (20)	10	37	0.40	<b>181</b>
AX7	Transylvania University	Lily Tigie							
AY1	University of Central Missouri	Ashley Singh	1 (23)	4 (22)	5 (19)	10	64	1.45	<b>90</b>
AY2	University of Central Missouri	Caleb Dillon	5 (20)	3 (22)	3 (21)	11	63	0.87	<b>107</b>
AY5	University of Central Missouri	Luke Fitzsimmons	3 (23)	5 (21)	1 (25)	9	69	1.53	<b>69</b>
B1	McNeese State University	Dawn St. Mary (She/They)	5 (21)	4 (22)	3 (23)	12	66	0.78	<b>115</b>
BB2	California State University, Los Angeles	Jaden Huynh	5 (18)	4 (22)	3 (22)	12	62	0.78	<b>123</b>
BC1	UCSD	Lillian Theis	4 (22)	1 (25)	1 (24)	6	71	2.25	<b>23</b>
BC11	UCSD	Jacob Blair	1 (24)	2 (24)	2 (24)	5	72	2.00	<b>11</b>
BC13	UCSD	Jasmine Lu	2 (24)	2 (23)	2 (24)	6	71	1.50	<b>26</b>
BC14	UCSD	Brian Masse	1 (25)	5 (19)	1 (25)	7	69	2.20	<b>41</b>
BC17	UCSD	Trisha Sharma	2 (24)	1 (25)	1 (24)	4	73	2.50	<b>4</b>
BC18	UCSD	Caroline Jethmal	2 (24)	2 (24)	4 (20)	8	68	1.25	<b>61</b>
BC19	UCSD	Olivia Buhler	4 (21)	5 (21)	2 (23)	11	65	0.95	<b>99</b>
BC23	UCSD	Thienan Bui	4 (21)		3 (22)	7	43	0.58	<b>179</b>
BC4	UCSD	Sam Pirasteh	4 (21)	4 (21)	4 (22)	12	64	0.75	<b>120</b>
BC5	UCSD	Julius Dawoodtabar	5 (21)	1 (24)	1 (25)	7	70	2.20	<b>37</b>
BC6	UCSD	Joy Yomogida	3 (23)	1 (24)	1 (24)	5	71	2.33	<b>14</b>
BC9	UCSD	Sarisha Agarwala	4 (18)	4 (19)	3 (23)	11	60	0.83	<b>113</b>
BD1	University of Montana Debate&Speech	Colby Suko-Clark	2 (24)	2 (24)	5 (20)	9	68	1.20	<b>73</b>
BD2	University of Montana Debate&Speech	Alyssa Murnion	5 (20)	3 (23)	4 (22)	12	65	0.78	<b>117</b>
BD3	University of Montana Debate&Speech	Trevor Lohof	5 (20)	4 (19)	4 (22)	13	61	0.70	<b>144</b>
BD4	University of Montana Debate&Speech	Ethan Andersch	3 (21)	3 (20)	1 (25)	7	66	1.67	<b>47</b>
BD5	University of Montana Debate&Speech	Robert Corbett	5 (21)	4 (22)	5 (21)	14	64	0.65	<b>151</b>
BF1	University of Central Florida	Charmi Gopu	2 (23)	1 (22)	2 (24)	5	69	2.00	<b>18</b>
BF10	University of Central Florida	Logan Gerhard	5 (21)	2 (24)	5 (20)	12	65	0.90	<b>116</b>
BF2	University of Central Florida	Justin Salahuddin	1 (24)		3 (23)	4	47	1.33	<b>178</b>
BF4	University of Central Florida	Emkay Manfull	2 (24)	2 (22)	3 (22)	7	68	1.33	<b>46</b>
BF9	University of Central Florida	Olive Arderius	3 (23)	5 (21)	1 (25)	9	69	1.53	<b>69</b>
BH1	East Tennessee State University	Rebekah Saulsbury	3 (19)	1 (25)	2 (24)	6	68	1.83	<b>34</b>
BH2	East Tennessee State University	Nic Willis	5 (20)	4 (20)	2 (24)	11	64	0.95	<b>102</b>
BH3	East Tennessee State University	Connor Sproule	3 (22)	3 (23)	2 (24)	8	69	1.17	<b>57</b>
BI2	Texas Tech Red Raiders	Berkeley Sizemore	2 (24)	1 (25)	3 (21)	6	70	1.83	<b>27</b>
BI8	Texas Tech Red Raiders	Liliana Villegas	5 (19)	5 (13)	5 (19)	15	51	0.60	<b>176</b>
BJ1	Idaho State University	Alex Kuyper	2 (24)	5 (17)	2 (23)	9	64	1.20	<b>82</b>
BJ2	Idaho State University	Maleah Dilworth	3 (22)	3 (18)	2 (23)	8	63	1.17	<b>68</b>
BJ4	Idaho State University	Chelsea Blanchard	5 (19)	5 (19)	5 (18)	15	56	0.60	<b>170</b>
BK1	UC Santa Barbara Forensics	Roman Galardi	5 (19)	4 (22)	4 (21)	13	62	0.70	<b>135</b>
BK3	UC Santa Barbara Forensics	Gohan Huynh	1 (25)	3 (21)	5 (21)	9	67	1.53	<b>74</b>
BK5	UC Santa Barbara Forensics	Jasmine Wang	4 (21)	5 (18)	2 (24)	11	63	0.95	<b>105</b>
BL5	South Dakota State University	Sydney Morgan	1 (24)	1 (24)	2 (23)	4	71	2.50	<b>8</b>
BL6	South Dakota State University	Emma Arneson	5 (21)	3 (22)	4 (22)	12	65	0.78	<b>117</b>
C1	Ohio University	Savanah Stachler	2 (23)	2 (23)	2 (24)	6	70	1.50	<b>31</b>
C10	Ohio University	Samantha Fanger	2 (22)	4 (20)	5 (20)	11	62	0.95	<b>109</b>
C14	Ohio University	Chloe Daniel	3 (22)	5 (21)	5 (18)	13	61	0.73	<b>139</b>
C3	Ohio University	Michael Gallagher	3 (22)	5 (19)	5 (20)	13	61	0.73	<b>139</b>
C5	Ohio University	Abe Bisignano	4 (22)	5 (20)	4 (22)	13	64	0.70	<b>130</b>
C9	Ohio University	Emma Steiner	2 (23)	4 (20)	1 (25)	7	68	1.75	<b>44</b>
E1	Murray State	Coleton Boyd	1 (25)	4 (22)	1 (25)	6	72	2.25	<b>20</b>
E2	Murray State	Hailey Meshew	4 (18)	5 (18)	3 (23)	12	59	0.78	<b>129</b>
E3	Murray State	Caleb McCurren	5 (20)	4 (22)	1 (24)	10	66	1.45	<b>87</b>
E4	Murray State	Samuel Harless	5 (19)	2 (21)	2 (22)	9	62	1.20	<b>84</b>
E5	Murray State	Samuel Miller	5 (17)	1 (25)	5 (19)	11	61	1.40	<b>112</b>
E6	Murray State	Essabella Voss	4 (22)	2 (24)	5 (16)	11	62	0.95	<b>109</b>
H1	Mizzou	Dustin Wallace	3 (22)	1 (25)	5 (18)	9	65	1.53	<b>80</b>
H2	Mizzou	Madison Arenaz	1 (25)	2 (24)	3 (23)	6	72	1.83	<b>21</b>
H4	Mizzou	Will Sapp	5 (20)	3 (21)	3 (23)	11	64	0.87	<b>103</b>
H5	Mizzou	Corbin Moyer	1 (25)	1 (23)	2 (24)	4	72	2.50	<b>7</b>
H6	Mizzou	Foster Dunlap	4 (22)	2 (24)	2 (23)	8	69	1.25	<b>55</b>

J1	Minnesota State University, Mankato	Eli Frost	2 (24)	1 (22)	5 (20)	8	66	1.70	<b>64</b>
K1	Truman State University	Cooper Spacil	1 (22)	3 (22)	5 (15)	9	59	1.53	<b>85</b>
K10	Truman State University	Adli Jacobs	5 (19)	4 (21)	4 (22)	13	62	0.70	<b>135</b>
K11	Truman State University	Emmett Beeson	3 (23)	5 (16)	2 (22)	10	61	1.03	<b>96</b>
K12	Truman State University	Nevaeh Carter	4 (21)	5 (20)	5 (20)	14	61	0.65	<b>152</b>
K2	Truman State University	Sawyer Partney	2 (21)	5 (20)	3 (23)	10	64	1.03	<b>91</b>
K3	Truman State University	Jack Schroeder	5 (21)	2 (21)	1 (25)	8	67	1.70	<b>62</b>
K5	Truman State University	Jack Unsell	3 (23)	1 (24)	3 (23)	7	70	1.67	<b>40</b>
K8	Truman State University	Emery McEvoy	1 (25)	1 (24)	2 (24)	4	73	2.50	<b>4</b>
K9	Truman State University	Ashton Mullen	1 (24)	1 (25)	5 (21)	7	70	2.20	<b>37</b>
L1	Newberry College	Ashley Peterson	5 (21)	5 (21)	5 (21)	15	63	0.60	<b>163</b>
L10	Newberry College	Riley Lobash	5 (20)	4 (22)	5 (17)	14	59	0.65	<b>157</b>
L11	Newberry College	Heather Ray	4 (22)	4 (19)	4 (22)	12	63	0.75	<b>122</b>
L2	Newberry College	Paul Fisher	1 (25)	5 (20)	3 (23)	9	68	1.53	<b>71</b>
L3	Newberry College	Wilfredo Lopez-perez	5 (18)	5 (17)	5 (19)	15	54	0.60	<b>172</b>
L4	Newberry College	Jose Ferrer	5 (19)	5 (18)	5 (18)	15	55	0.60	<b>171</b>
L5	Newberry College	Juliana Hernandez	5 (17)	5 (21)	4 (20)	14	58	0.65	<b>160</b>
L6	Newberry College	Nia Quimby	5 (18)	4 (20)	5 (20)	14	58	0.65	<b>160</b>
L7	Newberry College	Jorgia Weaver	5 (19)	5 (20)	5 (15)	15	54	0.60	<b>172</b>
L8	Newberry College	Desiray Montgomery	5 (19)	5 (20)	5 (15)	15	54	0.60	<b>172</b>
L9	Newberry College	Denim Morrison	4 (20)	3 (22)	1 (24)	8	66	1.58	<b>65</b>
M1	Missouri Valley College	Tru Naumovitz	1 (25)	2 (23)	2 (23)	5	71	2.00	<b>15</b>
N3	Weber State Forensics	Sienna Gomez	4 (20)	1 (23)	1 (25)	6	68	2.25	<b>33</b>
N4	Weber State Forensics	Emmalee Prince	1 (25)	5 (18)	5 (19)	11	62	1.40	<b>108</b>
O1	Boise State University	Jesse Madison	1 (24)	1 (25)	1 (25)	3	74	3.00	<b>1</b>
O11	Boise State University	Kiryn Willett	2 (24)	1 (25)	5 (21)	8	70	1.70	<b>50</b>
O12	Boise State University	Cadence Marang	3 (23)	1 (25)	2 (22)	6	70	1.83	<b>27</b>
O13	Boise State University	Ivan Markevych	3 (22)	3 (20)	1 (24)	7	66	1.67	<b>47</b>
O15	Boise State University	Ben Hobbs	2 (23)	2 (21)	2 (23)	6	67	1.50	<b>36</b>
O16	Boise State University	Chloe Sellers	1 (24)	1 (25)	4 (22)	6	71	2.25	<b>23</b>
O2	Boise State University	Seddi Momenpour	3 (23)	5 (19)	5 (19)	13	61	0.73	<b>139</b>
O3	Boise State University	Anthony Thomas	3 (23)	1 (23)	1 (24)	5	70	2.33	<b>16</b>
O7	Boise State University	Sam Kleman	2 (23)	4 (22)	3 (22)	9	67	1.08	<b>76</b>
O9	Boise State University	Aleigh Holmes	3 (23)	2 (23)	2 (23)	7	69	1.33	<b>43</b>
P1	Whitworth University	Parker Alvarez	3 (23)	3 (21)	5 (21)	11	65	0.87	<b>101</b>
P12	Whitworth University	Ize Upham	1 (25)	2 (20)	2 (24)	5	69	2.00	<b>18</b>
P13	Whitworth University	Indira Renkema	3 (22)	5 (21)	3 (23)	11	66	0.87	<b>98</b>
P14	Whitworth University	Mayumi DeGuzman	4 (22)	5 (21)	2 (23)	11	66	0.95	<b>97</b>
P15	Whitworth University	Sophie Moore	5 (20)	3 (22)	4 (20)	12	62	0.78	<b>123</b>
P16	Whitworth University	Landon Hicks	4 (22)	3 (23)	5 (20)	12	65	0.78	<b>117</b>
P5	Whitworth University	Owen Ronningen	1 (25)	2 (24)	5 (19)	8	68	1.70	<b>60</b>
P7	Whitworth University	Elly Osborne	3 (22)	2 (23)	1 (24)	6	69	1.83	<b>32</b>
P8	Whitworth University	Norah McLaughlin	4 (21)	5 (20)	5 (19)	14	60	0.65	<b>154</b>
U10	Webster University	Eleanor Clark	2 (21)	2 (23)	2 (24)	6	68	1.50	<b>35</b>
U4	Webster University	Madi Teska	2 (24)	4 (17)	1 (24)	7	65	1.75	<b>49</b>
U7	Webster University	Chesper Tunga	5 (21)	2 (21)	4 (21)	11	63	0.95	<b>105</b>
U8	Webster University	TJ Hawkins	5 (20)	5 (21)	5 (18)	15	59	0.60	<b>165</b>
U9	Webster University	Nadia Calloway	5 (21)	5 (18)	4 (21)	14	60	0.65	<b>154</b>
V11	University of West Florida	Libby Hutchinson	5 (20)	5 (21)	5 (18)	15	59	0.60	<b>165</b>
V3	University of West Florida	Brennan Hindman	5 (18)	3 (22)	5 (20)	13	60	0.73	<b>148</b>
V5	University of West Florida	Mea Brahier	5 (21)	3 (23)	5 (18)	13	62	0.73	<b>134</b>
X1	Kansas City KS Community College	Lynx Taylor	3 (22)	1 (25)	5 (19)	9	66	1.53	<b>78</b>
Y1	Butler University	Aleena Ahmad	1 (25)	3 (23)	1 (24)	5	72	2.33	<b>10</b>
Y2	Butler University	Gregor von Rohr	5 (19)	3 (20)	1 (24)	9	63	1.53	<b>83</b>
Y4	Butler University	Maddie O'Brien	5 (19)	5 (18)	5 (17)	15	54	0.60	<b>172</b>
Y8	Butler University	Jessica Lubbehusen	5 (19)	5 (18)	2 (23)	12	60	0.90	<b>127</b>
3	Wayne State College	Parker Kesting	1 (25)	1 (24)	1 (25)	3	74	3.00	<b>1</b>
4	Wayne State College	Mariah McDole	5 (21)	4 (20)	3 (21)	12	62	0.78	<b>123</b>

**Pi Kappa Delta Biennial 2026  
Impromptu Speaking**

Code	Team	Competitor(s)	Prelims			Rank total	Spkr. points	Recips	Prelim result
			1	2	3				
AA1	Northern State University	Abiah George	1 (25)	5 (20)	4 (21)	10	66	1.45	98
AD1	Ferris State University	Rose House	5 (18)	5 (21)	3 (21)	13	60	0.73	157
AE1	John Carroll University	Joe Bilas	5 (19)	3 (23)	2 (24)	10	66	1.03	99
AE3	John Carroll University	Noah Banner	5 (17)	2 (24)	5 (17)	12	58	0.90	146
AE4	John Carroll University	Dillon Crane	3 (23)	5 (19)	1 (25)	9	67	1.53	76
AE5	John Carroll University	Alex Wasserbauer	2 (24)	1 (25)	4 (22)	7	71	1.75	36
AF1	Louisiana State University	Wildjina Jolteus	5 (17)	5 (20)	5 (20)	15	57	0.60	189
AF2	Louisiana State University	Roan Guidry	2 (23)	2 (23)	1 (24)	5	70	2.00	21
AF3	Louisiana State University	Sam Theriot	2 (24)	2 (23)	3 (23)	7	70	1.33	45
AF4	Louisiana State University	TJ Jones	1 (24)	2 (24)	2 (22)	5	70	2.00	21
AF5	Louisiana State University	Ella Coco	3 (21)	2 (24)	5 (20)	10	65	1.03	103
AF6	Louisiana State University	Cade Savoy	1 (25)	2 (24)	1 (25)	4	74	2.50	4
AF7	Louisiana State University	Symaj Colley	5 (19)	4 (20)	5 (21)	14	60	0.65	173
AF8	Louisiana State University	Breione Rowan	4 (22)	5 (21)	5 (19)	14	62	0.65	168
AG1	Cedarville University	Nathanael Kolssak	3 (23)	1 (25)	2 (23)	6	71	1.83	25
AG2	Cedarville University	Zane Enos	1 (25)	1 (24)	2 (23)	4	72	2.50	7
AG3	Cedarville University	Deidra Hall	1 (22)	1 (25)	4 (22)	6	69	2.25	33
AG4	Cedarville University	Sarah Smith	5 (21)	3 (23)	5 (21)	13	65	0.73	147
AG5	Cedarville University	Christopher Rhodes	2 (23)	3 (23)	4 (22)	9	68	1.08	74
AG6	Cedarville University	Noah Hollenbach	3 (20)	5 (20)	3 (23)	11	63	0.87	123
AH1	Duquesne University	Veronica Van Dam	4 (22)	4 (22)	4 (20)	12	64	0.75	138
AH3	Duquesne University	Abraham Remillard	5 (20)	5 (21)	5 (20)	15	61	0.60	182
AH4	Duquesne University	Allison Ochs	5 (18)	3 (22)	3 (22)	11	62	0.87	125
AH5	Duquesne University	J. Michael Wachs	4 (22)	2 (23)	5 (19)	11	64	0.95	119
AH6	Duquesne University	Paul Horne	2 (24)	4 (22)	1 (24)	7	70	1.75	41
AI1	University of Texas at El Paso	Sebastian Perez-Navarro	5 (20)	1 (25)	1 (24)	7	69	2.20	48
AJ1	LSU-Shreveport	Levi Grubbs	5 (21)	2 (24)	1 (24)	8	69	1.70	54
AJ2	LSU-Shreveport	Josephine Moore	5 (21)	5 (19)	5 (19)	15	59	0.60	185
AJ3	LSU-Shreveport	Jasmine Forck	4 (19)	5 (19)	2 (22)	11	60	0.95	129
AJ4	LSU-Shreveport	Kaleb Schmidley	3 (21)	3 (23)	3 (21)	9	65	1.00	92
AJ5	LSU-Shreveport	Lindsey Brown	3 (20)	4 (21)	5 (21)	12	62	0.78	145
AM1	Whitman College	Liz Lovett	3 (23)	5 (20)	3 (22)	11	65	0.87	117
AM2	Whitman College	Ana Collins	1 (23)	4 (22)	4 (22)	9	67	1.50	79
AM3	Whitman College	Louis Stark	4 (22)	3 (23)	4 (22)	11	67	0.83	113
AM5	Whitman College	Grace Hardy	1 (24)	1 (24)	5 (21)	7	69	2.20	48
AM6	Whitman College	Oliver Kaufman	2 (22)	1 (25)	2 (24)	5	71	2.00	17
AN1	Central Michigan University	George Rhodes	2 (21)	5 (21)	3 (23)	10	65	1.03	103
AO1	Simpson College	Edward Kent	2 (23)	2 (22)	5 (20)	9	65	1.20	88
AO10	Simpson College	Dillon Sullivan	1 (24)	1 (24)	3 (22)	5	70	2.33	19
AO11	Simpson College	Aaron Harnden Jr.	5 (21)	1 (24)	3 (21)	9	66	1.53	82
AO12	Simpson College	Madeline Waddingham	3 (23)	4 (22)	2 (24)	9	69	1.08	72
AO13	Simpson College	Garrett Bond	1 (21)	2 (24)	1 (25)	4	70	2.50	9
AO14	Simpson College	Izzy Carter	5 (20)	3 (22)	5 (20)	13	62	0.73	154
AO15	Simpson College	Aidan Jones	3 (21)	1 (25)	1 (24)	5	70	2.33	19
AO16	Simpson College	Alex Beveridge	4 (22)	1 (25)	5 (21)	10	68	1.45	94
AO2	Simpson College	Kyler Griffis	5 (20)	3 (22)	4 (22)	12	64	0.78	136
AO5	Simpson College	Mya Postel	3 (22)	4 (22)	4 (22)	11	66	0.83	116
AO6	Simpson College	Wesley McDowell	2 (24)	2 (24)	3 (22)	7	70	1.33	45
AO7	Simpson College	Kennedy Moore	1 (25)	2 (24)	1 (25)	4	74	2.50	4
AO8	Simpson College	Henry Godar	2 (24)	2 (24)	1 (25)	5	73	2.00	10
AO9	Simpson College	Jamie Jager	3 (22)	1 (25)	4 (20)	8	67	1.58	65
AP2	Marshall University	Demi Lamp	3 (20)	5 (18)	5 (17)	13	55	0.73	166
AQ10	Texas Christian University	Ellie Griffin	1 (24)	2 (24)	3 (23)	6	71	1.83	25
AQ2	Texas Christian University	Mason Hatfield	5 (17)	5 (19)	5 (20)	15	56	0.60	191
AQ4	Texas Christian University	Daniel Mitchell	3 (23)	1 (25)	4 (22)	8	70	1.58	52
AQ5	Texas Christian University	Arianna LeBlanc	3 (19)	5 (21)	5 (19)	13	59	0.73	161
AQ6	Texas Christian University	Natalie Pelan	2 (24)	5 (18)	1 (25)	8	67	1.70	63
AQ7	Texas Christian University	Happy Herman	5 (20)	5 (20)	4 (20)	14	60	0.65	173
AQ8	Texas Christian University	Oliver Roberts	3 (23)	5 (19)	3 (23)	11	65	0.87	117
AQ9	Texas Christian University	Ellington Holkmann	5 (18)	5 (19)	4 (21)	14	58	0.65	178

AR1	Sterling College	Cristian A Vargiu	4 (20)	5 (18)	4 (22)	13	60	0.70	<b>159</b>
AR2	Sterling College	Chandler Reiman	4 (22)	4 (18)	5 (19)	13	59	0.70	<b>163</b>
AR3	Sterling College	Brennan Blake	5 (17)	4 (21)	1 (23)	10	61	1.45	<b>110</b>
AS1	GVSU Speech and Debate Team	James Almeda	5 (19)	5 (20)	2 (23)	12	62	0.90	<b>141</b>
AT1	UC-Cumberlands	Sam Price	5 (18)	5 (19)	3 (22)	13	59	0.73	<b>161</b>
AT2	UC-Cumberlands	Brianna Merryfield	5 (18)	5 (20)	2 (24)	12	62	0.90	<b>141</b>
AT3	UC-Cumberlands	Brian Culver	5 (20)	5 (19)	3 (21)	13	60	0.73	<b>157</b>
AU1	Southwest Baptist U	Ben Hines	2 (23)	2 (24)	4 (18)	8	65	1.25	<b>70</b>
AU2	Southwest Baptist U	Nick Pruett	5 (19)	3 (23)	1 (25)	9	67	1.53	<b>76</b>
AV1	Colorado Christian University	Jacob Cromley	1 (25)	5 (20)	4 (19)	10	64	1.45	<b>106</b>
AW1	Appalachian State University	Drake Dorson		4 (22)	5 (18)	9	40	0.45	<b>197</b>
AW3	Appalachian State University	Vik Clinton Fodor	5 (21)	5 (19)	4 (22)	14	62	0.65	<b>168</b>
AW4	Appalachian State University	Darby Blinsink	4 (18)	3 (23)	4 (22)	11	63	0.83	<b>124</b>
AW5	Appalachian State University	Maddy Myers	4 (21)	4 (22)	2 (22)	10	65	1.00	<b>105</b>
AW6	Appalachian State University	Josh Kubie	4 (19)	4 (22)	5 (18)	13	59	0.70	<b>163</b>
AW7	Appalachian State University	Gia Hazelgrove	3 (23)	5 (19)	1 (23)	9	65	1.53	<b>86</b>
AX3	Transylvania University	Oscar Robinson	5 (20)	4 (20)	5 (18)	14	58	0.65	<b>178</b>
AY2	University of Central Missouri	Caleb Dillon	5 (20)	1 (25)	5 (18)	11	63	1.40	<b>121</b>
AY3	University of Central Missouri	Carolyn Rodarte	1 (25)	2 (24)	5 (20)	8	69	1.70	<b>54</b>
AY4	University of Central Missouri	Jayme Thompson	3 (23)	5 (20)	5 (21)	13	64	0.73	<b>148</b>
AY5	University of Central Missouri	Luke Fitzsimmons	1 (24)	4 (21)	3 (22)	8	67	1.58	<b>65</b>
B1	McNeese State University	Dawn St. Mary (She/They)	5 (21)	3 (23)	4 (22)	12	66	0.78	<b>132</b>
B2	McNeese State University	Caleb Wilson	1 (24)	5 (20)	3 (23)	9	67	1.53	<b>76</b>
BB1	California State University, Los Angeles	Melissa Vega	5 (20)	5 (18)	5 (20)	15	58	0.60	<b>186</b>
BB2	California State University, Los Angeles	Jaden Huynh	5 (21)	3 (22)	5 (20)	13	63	0.73	<b>152</b>
BC10	UCSD	Giana Ferrero	5 (21)	4 (22)	2 (23)	11	66	0.95	<b>114</b>
BC11	UCSD	Jacob Blair	4 (22)	1 (25)	2 (23)	7	70	1.75	<b>41</b>
BC12	UCSD	Kevin Colorado	5 (20)	5 (10)	3 (23)	13	53	0.73	<b>167</b>
BC3	UCSD	Remy Dupart	4 (22)	4 (22)	4 (21)	12	65	0.75	<b>134</b>
BC4	UCSD	Sam Pirasteh	4 (22)	2 (22)	2 (24)	8	68	1.25	<b>61</b>
BC5	UCSD	Julius Dawoodtabar	4 (21)			4	21	0.25	<b>196</b>
BC6	UCSD	Joy Yomogida	1 (23)	3 (23)	1 (25)	5	71	2.33	<b>16</b>
BC7	UCSD	Zachary Reisner	5 (20)	5 (20)	5 (21)	15	61	0.60	<b>182</b>
BC8	UCSD	Naman Narla	3 (23)	2 (23)	1 (25)	6	71	1.83	<b>25</b>
BC9	UCSD	Sarisha Agarwala	4 (22)	3 (21)	2 (23)	9	66	1.08	<b>84</b>
BD1	University of Montana Debate&Speech	Colby Suko-Clark	3 (23)	3 (23)	1 (25)	7	71	1.67	<b>37</b>
BD2	University of Montana Debate&Speech	Alyssa Murnion	3 (21)	3 (21)	3 (23)	9	65	1.00	<b>92</b>
BD3	University of Montana Debate&Speech	Trevor Lohof	5 (21)	5 (20)	3 (23)	13	64	0.73	<b>148</b>
BD4	University of Montana Debate&Speech	Ethan Andersch	3 (22)	2 (24)	3 (22)	8	68	1.17	<b>62</b>
BF1	University of Central Florida	Charmi Gopu	5 (21)	1 (25)	1 (24)	7	70	2.20	<b>38</b>
BF2	University of Central Florida	Justin Salahuddin	1 (25)	1 (25)	1 (23)	3	73	3.00	<b>2</b>
BF3	University of Central Florida	Jack Eagle	5 (19)	3 (20)	3 (23)	11	62	0.87	<b>125</b>
BF4	University of Central Florida	Emkay Manfull	4 (19)	3 (23)	4 (22)	11	64	0.83	<b>120</b>
BG1	Missouri State University	Liv Busenhardt	2 (24)	1 (25)	5 (20)	8	69	1.70	<b>54</b>
BH1	East Tennessee State University	Rebekah Saulsbury	1 (25)	1 (25)	1 (25)	3	75	3.00	<b>1</b>
BH2	East Tennessee State University	Nic Willis	3 (22)	2 (24)	5 (20)	10	66	1.03	<b>99</b>
BI2	Texas Tech Red Raiders	Berkeley Sizemore	3 (23)	4 (21)	2 (24)	9	68	1.08	<b>74</b>
BI3	Texas Tech Red Raiders	Maria Trujillo	5 (20)	3 (23)	5 (21)	13	64	0.73	<b>148</b>
BI4	Texas Tech Red Raiders	Carson Posey	5 (21)	2 (23)	5 (20)	12	64	0.90	<b>135</b>
BI5	Texas Tech Red Raiders	Diego Aguilar	5 (20)	5 (17)	5 (21)	15	58	0.60	<b>186</b>
BK1	UC Santa Barbara Forensics	Roman Galardi	2 (22)	3 (23)	5 (18)	10	63	1.03	<b>109</b>
BK2	UC Santa Barbara Forensics	Jaden Nakamura	1 (25)	5 (20)	2 (24)	8	69	1.70	<b>54</b>
BK6	UC Santa Barbara Forensics	Jasmine Wang	2 (24)	5 (20)	3 (23)	10	67	1.03	<b>97</b>
BL4	South Dakota State University	Abi Slater	1 (24)	1 (25)	3 (23)	5	72	2.33	<b>12</b>
BL5	South Dakota State University	Sydney Morgan	1 (25)	1 (24)	5 (21)	7	70	2.20	<b>38</b>
BL6	South Dakota State University	Emma Arneson	3 (23)	2 (23)	1 (23)	6	69	1.83	<b>34</b>
C1	Ohio University	Savanah Stachler	3 (22)	1 (24)	4 (20)	8	66	1.58	<b>68</b>
C10	Ohio University	Samantha Fanger	5 (21)	3 (23)	4 (21)	12	65	0.78	<b>133</b>
C3	Ohio University	Michael Gallagher	4 (19)	3 (22)	2 (24)	9	65	1.08	<b>89</b>
C8	Ohio University	Julia Weller	3 (23)	1 (24)	1 (25)	5	72	2.33	<b>12</b>
C9	Ohio University	Emma Steiner	1 (25)	1 (25)	1 (23)	3	73	3.00	<b>2</b>
E1	Murray State	Coleton Boyd	2 (24)	1 (23)	3 (23)	6	70	1.83	<b>31</b>
E2	Murray State	Hailey Meshew	5 (20)	4 (22)	5 (20)	14	62	0.65	<b>168</b>
E3	Murray State	Caleb McCurren	4 (22)	4 (21)	1 (24)	9	67	1.50	<b>79</b>
E4	Murray State	Samuel Harless	2 (22)	5 (21)	5 (19)	12	62	0.90	<b>141</b>

E5	Murray State	Samuel Miller	4 (21)	4 (22)	4 (20)	12	63	0.75	<b>140</b>
E6	Murray State	Essabella Voss	4 (20)	4 (20)	2 (24)	10	64	1.00	<b>108</b>
H10	Mizzou	Madison Ade	3 (19)	4 (22)	1 (25)	8	66	1.58	<b>68</b>
H11	Mizzou	Ace Roach	5 (21)	3 (23)	3 (23)	11	67	0.87	<b>112</b>
H3	Mizzou	Catelynn Liniger	3 (23)	3 (20)	5 (17)	11	60	0.87	<b>130</b>
H4	Mizzou	Will Sapp	2 (22)	5 (21)	5 (20)	12	63	0.90	<b>139</b>
H5	Mizzou	Corbin Moyer	3 (22)	4 (21)	2 (22)	9	65	1.08	<b>89</b>
H6	Mizzou	Foster Dunlap	5 (21)	5 (21)	2 (24)	12	66	0.90	<b>131</b>
H8	Mizzou	June Wheatley	4 (22)	2 (23)	4 (21)	10	66	1.00	<b>101</b>
H9	Mizzou	Matteo Francis	4 (19)	4 (22)	5 (19)	13	60	0.70	<b>159</b>
I2	Park University	Paul Kretsinger	4 (20)	5 (19)	5 (21)	14	60	0.65	<b>173</b>
J1	Minnesota State University, Mankato	Eli Frost	2 (22)	1 (25)	5 (20)	8	67	1.70	<b>63</b>
J2	Minnesota State University, Mankato	Sydney Hawkins	5 (20)	5 (20)	4 (22)	14	62	0.65	<b>168</b>
K1	Truman State University	Cooper Spacil	2 (23)	3 (23)	2 (24)	7	70	1.33	<b>45</b>
K2	Truman State University	Sawyer Partney	4 (22)	5 (20)	2 (24)	11	66	0.95	<b>114</b>
K3	Truman State University	Jack Schroeder	5 (21)	5 (21)	3 (22)	13	64	0.73	<b>148</b>
K4	Truman State University	Lauren Weiss	1 (25)	2 (24)	4 (21)	7	70	1.75	<b>41</b>
K5	Truman State University	Jack Unsell	1 (25)	5 (21)	1 (24)	7	70	2.20	<b>38</b>
L1	Newberry College	Ashley Peterson	3 (23)	5 (19)	3 (20)	11	62	0.87	<b>125</b>
L10	Newberry College	Riley Lobash	5 (17)	5 (20)	3 (20)	13	57	0.73	<b>165</b>
L11	Newberry College	Heather Ray	2 (21)	4 (21)	1 (25)	7	67	1.75	<b>51</b>
L2	Newberry College	Paul Fisher	2 (20)	4 (22)	5 (19)	11	61	0.95	<b>128</b>
L3	Newberry College	Wilfredo Lopez-perez	5 (20)	3 (23)	5 (20)	13	63	0.73	<b>152</b>
L4	Newberry College	Jose Ferrer	5 (19)	5 (18)	5 (13)	15	50	0.60	<b>195</b>
L5	Newberry College	Juliana Hernandez	5 (16)	5 (21)	5 (20)	15	57	0.60	<b>189</b>
L6	Newberry College	Nia Quimby	5 (18)	5 (20)	5 (20)	15	58	0.60	<b>186</b>
L8	Newberry College	Desiray Montgomery	5 (17)	5 (18)	4 (18)	14	53	0.65	<b>181</b>
L9	Newberry College	Denim Morrison	2 (24)	2 (24)	4 (21)	8	69	1.25	<b>59</b>
M1	Missouri Valley College	Tru Naumovitz	4 (22)	5 (21)	1 (25)	10	68	1.45	<b>94</b>
N1	Weber State Forensics	Sadie Parkin	2 (24)	2 (23)	2 (24)	6	71	1.50	<b>29</b>
N2	Weber State Forensics	Emma Parkin	4 (21)	1 (24)	2 (23)	7	68	1.75	<b>50</b>
N3	Weber State Forensics	Sienna Gomez	1 (25)	3 (22)	2 (23)	6	70	1.83	<b>31</b>
O10	Boise State University	Adam Pendergrass	1 (25)	2 (24)	2 (24)	5	73	2.00	<b>10</b>
O11	Boise State University	Kiryn Willett	3 (21)	5 (21)	2 (22)	10	64	1.03	<b>107</b>
O12	Boise State University	Cadence Marang	1 (25)	3 (23)	2 (24)	6	72	1.83	<b>23</b>
O13	Boise State University	Ivan Markevych	2 (24)	1 (24)	1 (25)	4	73	2.50	<b>6</b>
O2	Boise State University	Seddi Momenpour	1 (25)	5 (21)	4 (22)	10	68	1.45	<b>94</b>
O3	Boise State University	Anthony Thomas	4 (22)	1 (25)	3 (23)	8	70	1.58	<b>52</b>
O5	Boise State University	Bridget Gibson	2 (24)	1 (25)	4 (21)	7	70	1.75	<b>41</b>
O7	Boise State University	Sam Kleman	1 (25)	3 (23)	1 (24)	5	72	2.33	<b>12</b>
O8	Boise State University	Jaxon Holmes	1 (24)	2 (23)	1 (25)	4	72	2.50	<b>7</b>
O9	Boise State University	Aleigh Holmes	2 (23)	1 (25)	3 (23)	6	71	1.83	<b>25</b>
P1	Whitworth University	Parker Alvarez	1 (23)	4 (21)	4 (21)	9	65	1.50	<b>87</b>
P2	Whitworth University	Ahmed Amir	3 (23)	5 (20)	4 (21)	12	64	0.78	<b>136</b>
P3	Whitworth University	Madalyn Dotson	1 (25)	5 (21)	5 (21)	11	67	1.40	<b>111</b>
P4	Whitworth University	Minase Legesse	2 (24)	1 (24)	2 (23)	5	71	2.00	<b>17</b>
P5	Whitworth University	Owen Ronningen	4 (22)	4 (22)	2 (22)	10	66	1.00	<b>101</b>
Q1	North Central College	Aidan McGuire	2 (23)	1 (25)	5 (21)	8	69	1.70	<b>54</b>
S1	Marian University	David Mbairoua	5 (16)	5 (20)	5 (20)	15	56	0.60	<b>191</b>
S2	Marian University	Mary Motyka	4 (18)	2 (24)	2 (23)	8	65	1.25	<b>70</b>
U1	Webster University	Noah Robinett	2 (24)	4 (21)	3 (22)	9	67	1.08	<b>81</b>
U4	Webster University	Madi Teska	2 (24)	2 (24)	2 (23)	6	71	1.50	<b>29</b>
U5	Webster University	Evana Vrhovac	2 (24)	3 (22)	3 (21)	8	67	1.17	<b>67</b>
U6	Webster University	Andrew Meeks	4 (21)	2 (24)	3 (20)	9	65	1.08	<b>89</b>
U7	Webster University	Chesper Tunga	2 (23)	3 (22)	1 (24)	6	69	1.83	<b>34</b>
U8	Webster University	TJ Hawkins	5 (21)	2 (22)	5 (19)	12	62	0.90	<b>141</b>
U9	Webster University	Nadia Calloway	4 (21)	1 (25)	3 (22)	8	68	1.58	<b>60</b>
V1	University of West Florida	Asher Anderson	3 (23)	5 (20)	5 (18)	13	61	0.73	<b>155</b>
V2	University of West Florida	Charlie Kern	1 (25)	4 (21)	1 (25)	6	71	2.25	<b>24</b>
V4	University of West Florida	Tuesday Williams	4 (20)	2 (24)	5 (19)	11	63	0.95	<b>122</b>
V5	University of West Florida	Mea Brahier	5 (19)	5 (21)	5 (21)	15	61	0.60	<b>182</b>
V6	University of West Florida	Stone Dinwiddie	5 (16)	5 (20)	5 (19)	15	55	0.60	<b>193</b>
V7	University of West Florida	Kaylyn Allen	2 (24)	5 (20)	2 (22)	9	66	1.20	<b>83</b>
W1	Northwest Missouri State University	Theodore Hughes	5 (17)	4 (22)	5 (20)	14	59	0.65	<b>177</b>
W2	Northwest Missouri State University	Demitri Oliver	5 (19)	5 (19)	5 (17)	15	55	0.60	<b>193</b>

W3	Northwest Missouri State University	Taylee Parmenter	5 (20)	3 (22)	5 (19)	13	61	0.73	<b>155</b>
W4	Northwest Missouri State University	Ray Leath	3 (23)	2 (24)	4 (19)	9	66	1.08	<b>84</b>
X1	Kansas City KS Community College	Lynx Taylor	5 (19)	4 (21)	5 (20)	14	60	0.65	<b>173</b>
Y1	Butler University	Aleena Ahmad	5 (20)	4 (19)	5 (19)	14	58	0.65	<b>178</b>
Y3	Butler University	Jonathon Clark	1 (24)	3 (23)	1 (25)	5	72	2.33	<b>12</b>
Y4	Butler University	Maddie O'Brien	5 (20)	4 (22)	5 (19)	14	61	0.65	<b>172</b>
Y5	Butler University	Braylee Rey	4 (22)	3 (23)	2 (24)	9	69	1.08	<b>72</b>

This tournament is being run using SpeechWire Tournament Services software - www.SpeechWire.com.  
© 2004-2026 Ben Stewart - All Rights Reserved. SpeechWire version 4.22.000.

**Pi Kappa Delta Biennial 2026  
Informative Speaking**

Code	Team	Competitor(s)	Prelims			Rank total	Spkr. points	Recips	Prelim result
			1	2	3				
AD1	Ferris State University	Rose House	4 (20)	5 (20)	3 (22)	12	62	0.78	<b>59</b>
AF6	Louisiana State University	Cade Savoy	2 (24)	2 (24)	2 (24)	6	72	1.50	<b>12</b>
AG11	Cedarville University	Eliana Boerner	1 (23)	2 (24)	2 (22)	5	69	2.00	<b>8</b>
AG8	Cedarville University	Kayla Sheaffer	2 (24)	1 (25)	3 (22)	6	71	1.83	<b>13</b>
AJ4	LSU-Shreveport	Kaleb Schmidley	5 (20)	5 (19)	5 (20)	15	59	0.60	<b>72</b>
AO10	Simpson College	Dillon Sullivan	1 (25)	4 (21)	4 (21)	9	67	1.50	<b>35</b>
AO17	Simpson College	Ella Glawatz	3 (23)	5 (20)	2 (24)	10	67	1.03	<b>39</b>
AO18	Simpson College	Selena Constanza-Chavez	2 (24)	1 (25)	3 (23)	6	72	1.83	<b>10</b>
AO19	Simpson College	Rachel Garcia	1 (25)	1 (24)	2 (24)	4	73	2.50	<b>4</b>
AO4	Simpson College	Jory Murray	5 (20)	5 (19)	5 (17)	15	56	0.60	<b>75</b>
AO7	Simpson College	Kennedy Moore	2 (24)	3 (23)	3 (23)	8	70	1.17	<b>30</b>
AP5	Marshall University	Addison Crum	4 (20)	5 (20)	5 (21)	14	61	0.65	<b>64</b>
AQ13	Texas Christian University	Braeden Parker	4 (21)	5 (19)	5 (19)	14	59	0.65	<b>66</b>
AQ8	Texas Christian University	Oliver Roberts	5 (20)	3 (22)	3 (21)	11	63	0.87	<b>50</b>
AS2	GVSU Speech and Debate Team	Lexi Green	3 (23)		5 (20)	8	43	0.53	<b>76</b>
AU3	Southwest Baptist U	Chandler Hathcock	4 (22)	5 (19)	1 (23)	10	64	1.45	<b>44</b>
AW1	Appalachian State University	Drake Dorson	3 (19)	4 (20)	5 (18)	12	57	0.78	<b>60</b>
AW5	Appalachian State University	Maddy Myers	2 (23)	3 (23)	1 (25)	6	71	1.83	<b>13</b>
AW7	Appalachian State University	Gia Hazelgrove	2 (24)	3 (21)	2 (23)	7	68	1.33	<b>28</b>
AY1	University of Central Missouri	Ashley Singh	3 (22)	3 (22)	5 (20)	11	64	0.87	<b>48</b>
AY5	University of Central Missouri	Luke Fitzsimmons	5 (20)	3 (22)	2 (23)	10	65	1.03	<b>42</b>
BC15	UCSD	Chamiru Dewundaraliyanawaduge	3 (22)	2 (24)	1 (25)	6	71	1.83	<b>13</b>
BC21	UCSD	Aracely Tobias	4 (22)	3 (22)	5 (20)	12	64	0.78	<b>56</b>
BC23	UCSD	Thienan Bui	5 (21)	4 (21)	4 (21)	13	63	0.70	<b>61</b>
BC24	UCSD	Marina Hu	1 (23)	1 (24)	1 (25)	3	72	3.00	<b>3</b>
BF4	University of Central Florida	Emkay Manfull	1 (24)	1 (25)	1 (24)	3	73	3.00	<b>2</b>
BF8	University of Central Florida	Hannah Bowman	3 (23)	1 (25)	3 (22)	7	70	1.67	<b>23</b>
BJ1	Idaho State University	Alex Kuyper	5 (20)	5 (20)	5 (21)	15	61	0.60	<b>70</b>
BJ2	Idaho State University	Maleah Dilworth	4 (18)	5 (18)	5 (20)	14	56	0.65	<b>69</b>
BJ4	Idaho State University	Chelsea Blanchard	5 (17)	5 (21)	5 (19)	15	57	0.60	<b>74</b>
BL2	South Dakota State University	Carter Gehrke	1 (25)	5 (21)	2 (24)	8	70	1.70	<b>29</b>
BL3	South Dakota State University	Rylee Cawley	4 (22)	3 (22)	2 (24)	9	68	1.08	<b>34</b>
BL4	South Dakota State University	Abi Slater	5 (21)	2 (23)	5 (19)	12	63	0.90	<b>57</b>
BL5	South Dakota State University	Sydney Morgan	4 (20)	2 (24)	1 (25)	7	69	1.75	<b>24</b>
C12	Ohio University	Emily Osborne	1 (23)	2 (23)	4 (22)	7	68	1.75	<b>25</b>
C13	Ohio University	Maddy Purcell	5 (20)	2 (23)	3 (23)	10	66	1.03	<b>40</b>
C5	Ohio University	Abe Bisignano	3 (21)	2 (23)	1 (25)	6	69	1.83	<b>18</b>
E1	Murray State	Coleton Boyd	1 (25)	4 (22)	5 (20)	10	67	1.45	<b>38</b>
E5	Murray State	Samuel Miller	5 (17)	4 (21)	5 (19)	14	57	0.65	<b>68</b>
H1	Mizzou	Dustin Wallace	2 (23)	3 (23)	4 (21)	9	67	1.08	<b>36</b>
H10	Mizzou	Madison Ade	4 (22)	3 (22)	5 (19)	12	63	0.78	<b>58</b>
H3	Mizzou	Catelynn Liniger	4 (22)	2 (22)	4 (22)	10	66	1.00	<b>41</b>
H5	Mizzou	Corbin Moyer	5 (18)	3 (23)	3 (23)	11	64	0.87	<b>48</b>
K2	Truman State University	Sawyer Partney	3 (23)	5 (21)	1 (25)	9	69	1.53	<b>32</b>
K3	Truman State University	Jack Schroeder	2 (20)	2 (23)	2 (24)	6	67	1.50	<b>19</b>
K4	Truman State University	Lauren Weiss	2 (22)	4 (22)	1 (24)	7	68	1.75	<b>25</b>
K5	Truman State University	Jack Unsell	4 (21)	2 (23)	1 (24)	7	68	1.75	<b>25</b>
K8	Truman State University	Emery McEvoy	2 (24)	1 (24)	1 (25)	4	73	2.50	<b>4</b>
K9	Truman State University	Ashton Mullen	2 (22)	1 (24)	1 (25)	4	71	2.50	<b>6</b>
L7	Newberry College	Jorgia Weaver	5 (19)	5 (20)	4 (20)	14	59	0.65	<b>66</b>
L9	Newberry College	Denim Morrison	1 (25)	2 (23)	2 (24)	5	72	2.00	<b>7</b>
O1	Boise State University	Jesse Madison	1 (25)	5 (19)	5 (21)	11	65	1.40	<b>47</b>
O16	Boise State University	Chloe Sellers	5 (21)	4 (21)	3 (23)	12	65	0.78	<b>54</b>
O4	Boise State University	Ariana Ashby	1 (25)	1 (25)	1 (25)	3	75	3.00	<b>1</b>
O6	Boise State University	Allie Hampton	1 (25)	1 (25)	4 (22)	6	72	2.25	<b>9</b>
P12	Whitworth University	Ize Upham	2 (23)	2 (23)	2 (24)	6	70	1.50	<b>17</b>
P13	Whitworth University	Indira Renkema	4 (22)	5 (21)	3 (23)	12	66	0.78	<b>53</b>
P14	Whitworth University	Mayumi DeGuzman	4 (20)	1 (25)	3 (22)	8	67	1.58	<b>31</b>
P17	Whitworth University	Bennett Johnson	2 (24)	1 (24)	4 (22)	7	70	1.75	<b>21</b>
P18	Whitworth University	Kayli Benjamin	4 (22)	3 (22)	3 (21)	10	65	0.92	<b>43</b>

P5	Whitworth University	Owen Ronningen	3 (22)	3 (22)	3 (22)	9	66	1.00	<b>37</b>
P6	Whitworth University	Riia Yazepova	1 (24)	2 (24)	4 (22)	7	70	1.75	<b>21</b>
P8	Whitworth University	Norah McLaughlin	3 (22)	4 (19)	4 (21)	11	62	0.83	<b>51</b>
Q1	North Central College	Aidan McGuire	3 (23)	3 (23)	1 (25)	7	71	1.67	<b>20</b>
S1	Marian University	David Mbairaroua		5 (20)	5 (18)	10	38	0.40	<b>77</b>
U14	Webster University								
U4	Webster University	Madi Teska	2 (24)	4 (22)	3 (23)	9	69	1.08	<b>33</b>
V11	University of West Florida	Libby Hutchinson	5 (20)	5 (21)	4 (20)	14	61	0.65	<b>64</b>
V2	University of West Florida	Charlie Kern	1 (25)	1 (25)	4 (20)	6	70	2.25	<b>16</b>
V3	University of West Florida	Brennan Hindman	3 (21)	4 (21)	4 (20)	11	62	0.83	<b>51</b>
V6	University of West Florida	Stone Dinwiddie	5 (18)	5 (20)	5 (21)	15	59	0.60	<b>72</b>
V9	University of West Florida	Daphne Deckbar	5 (21)	4 (22)	2 (23)	11	66	0.95	<b>45</b>
W2	Northwest Missouri State University	Demitri Oliver	5 (21)	4 (21)	5 (21)	14	63	0.65	<b>62</b>
W5	Northwest Missouri State University	Andrew Hedin	3 (23)	1 (25)	2 (24)	6	72	1.83	<b>10</b>
Y12	Butler University	Jackson Busse	5 (20)	5 (20)	4 (22)	14	62	0.65	<b>63</b>
Y5	Butler University	Braylee Rey	5 (21)	4 (21)	2 (24)	11	66	0.95	<b>45</b>
Y8	Butler University	Jessica Lubbehusen	5 (19)	5 (20)	5 (21)	15	60	0.60	<b>71</b>
1	Wayne State College	Faatimah Kouatli	3 (23)	4 (22)	5 (20)	12	65	0.78	<b>54</b>

This tournament is being run using SpeechWire Tournament Services software - www.SpeechWire.com.  
© 2004-2026 Ben Stewart - All Rights Reserved. SpeechWire version 4.22.000.

**Pi Kappa Delta Biennial 2026  
Interviewing**

Code	Team	Competitor(s)	Prelims			Rank total	Spkr. points	Recips	Prelim result
			1	2	3				
A1	Ottawa University	Anastasia Stwyer	1 (25)	2 (24)	1 (24)	4	73	2.50	<b>3</b>
AA1	Northern State University	Abiah George	1 (25)	2 (24)	3 (23)	6	72	1.83	<b>12</b>
AC1	Cameron University	Silas Bliefernich	1 (25)	2 (24)	5 (20)	8	69	1.70	<b>35</b>
AC2	Cameron University	Ryan Kaye	5 (20)	4 (22)	5 (21)	14	63	0.65	<b>111</b>
AC3	Cameron University	Skylar Edwards	5 (20)	5 (20)	1 (24)	11	64	1.40	<b>87</b>
AD1	Ferris State University	Rose House	1 (25)	4 (22)	3 (21)	8	68	1.58	<b>39</b>
AD2	Ferris State University	Seth Brott	5 (21)	2 (24)	5 (21)	12	66	0.90	<b>94</b>
AF8	Louisiana State University	Breione Rowan		4 (20)	5 (21)	9	41	0.45	<b>133</b>
AF9	Louisiana State University	Landon Terro	2 (23)	1 (25)	3 (22)	6	70	1.83	<b>19</b>
AG7	Cedarville University	Laura Ball	4 (21)	2 (23)	1 (25)	7	69	1.75	<b>28</b>
AG8	Cedarville University	Kayla Sheaffer	2 (24)	1 (25)	2 (23)	5	72	2.00	<b>9</b>
AH1	Duquesne University	Veronica Van Dam	2 (24)	5 (21)	2 (23)	9	68	1.20	<b>49</b>
AH7	Duquesne University	Riley Hunter	4 (22)	4 (21)	3 (23)	11	66	0.83	<b>82</b>
AI3	University of Texas at El Paso	Felix Castañon	1 (25)	2 (24)	3 (21)	6	70	1.83	<b>19</b>
AI4	University of Texas at El Paso	Riley Ramirez	4 (22)	3 (21)	1 (23)	8	66	1.58	<b>43</b>
AJ2	LSU-Shreveport	Josephine Moore	4 (20)	5 (18)	1 (25)	10	63	1.45	<b>74</b>
AJ5	LSU-Shreveport	Lindsey Brown	2 (23)	5 (21)	1 (25)	8	69	1.70	<b>35</b>
AM1	Whitman College	Liz Lovett	3 (22)	4 (22)	2 (24)	9	68	1.08	<b>51</b>
AM6	Whitman College	Oliver Kaufman	4 (22)	5 (21)	5 (19)	14	62	0.65	<b>113</b>
AO1	Simpson College	Edward Kent	1 (25)	1 (25)	2 (23)	4	73	2.50	<b>3</b>
AO13	Simpson College	Garrett Bond	5 (20)	4 (22)	5 (20)	14	62	0.65	<b>113</b>
AO15	Simpson College	Aidan Jones	4 (22)	4 (21)	1 (25)	9	68	1.50	<b>48</b>
AO16	Simpson College	Alex Beveridge	5 (19)	5 (20)	4 (20)	14	59	0.65	<b>118</b>
AO17	Simpson College	Ella Glawatz	1 (25)	3 (22)	4 (22)	8	69	1.58	<b>37</b>
AO3	Simpson College	Aurore Lonyome	3 (23)	5 (20)	2 (22)	10	65	1.03	<b>70</b>
AO4	Simpson College	Jory Murray	5 (19)	5 (19)	4 (19)	14	57	0.65	<b>120</b>
AO6	Simpson College	Wesley McDowell	4 (22)	2 (24)	2 (24)	8	70	1.25	<b>34</b>
AO9	Simpson College	Jamie Jager	5 (20)	3 (22)	3 (23)	11	65	0.87	<b>86</b>
AP1	Marshall University	Mason Wheeler	3 (23)	2 (23)	2 (22)	7	68	1.33	<b>31</b>
AP2	Marshall University	Demi Lamp	5 (19)	4 (22)	2 (23)	11	64	0.95	<b>89</b>
AP3	Marshall University	Joshua Hardesty	3 (23)	1 (25)	3 (23)	7	71	1.67	<b>25</b>
AQ1	Texas Christian University	Tyla Robinson	3 (23)	3 (23)		6	46	0.67	<b>130</b>
AQ10	Texas Christian University	Ellie Griffin	2 (23)	1 (25)	4 (2)	7	50	1.75	<b>33</b>
AQ11	Texas Christian University	Landon Peugh	4 (21)	5 (19)	2 (24)	11	64	0.95	<b>89</b>
AQ12	Texas Christian University	Casey Caldwell	1 (24)	3 (20)	5 (1)	9	45	1.53	<b>62</b>
AQ4	Texas Christian University	Daniel Mitchell	3 (23)	1 (24)		4	47	1.33	<b>128</b>
AQ5	Texas Christian University	Arianna LeBlanc	3 (23)	2 (24)	2 (24)	7	71	1.33	<b>26</b>
AQ6	Texas Christian University	Natalie Pelan	3 (23)	1 (25)	5 (15)	9	63	1.53	<b>61</b>
AQ7	Texas Christian University	Happy Herman	1 (25)	1 (25)		2	50	2.00	<b>126</b>
AQ8	Texas Christian University	Oliver Roberts	2 (24)	2 (24)		4	48	1.00	<b>127</b>
AR2	Sterling College	Chandler Reiman	5 (21)	1 (25)	5 (18)	11	64	1.40	<b>87</b>
AR4	Sterling College	Bailey Brewer	4 (22)	5 (20)	4 (20)	13	62	0.70	<b>107</b>
AW1	Appalachian State University	Drake Dorson	5 (20)	5 (21)	3 (23)	13	64	0.73	<b>102</b>
AW4	Appalachian State University	Darby Blinsink	5 (21)	3 (23)	1 (24)	9	68	1.53	<b>46</b>
AW7	Appalachian State University	Gia Hazelgrove	3 (23)	2 (23)	3 (22)	8	68	1.17	<b>40</b>
AW8	Appalachian State University	Vik Fodor	2 (22)	3 (23)	4 (20)	9	65	1.08	<b>59</b>
AY1	University of Central Missouri	Ashley Singh	5 (20)	5 (21)	3 (22)	13	63	0.73	<b>106</b>
AY4	University of Central Missouri	Jayme Thompson	5 (21)	4 (19)	2 (23)	11	63	0.95	<b>92</b>
AY6	University of Central Missouri	Paige Showen	5 (21)	1 (25)	4 (22)	10	68	1.45	<b>63</b>
AY7	University of Central Missouri	Hannah Rodriguez-Nemeth	5 (19)	5 (21)	5 (21)	15	61	0.60	<b>122</b>
BC1	UCSD	Lillian Theis	5 (21)	5 (21)	1 (25)	11	67	1.40	<b>79</b>
BC10	UCSD	Giana Ferrero	2 (23)	1 (25)	2 (23)	5	71	2.00	<b>11</b>
BC13	UCSD	Jasmine Lu	1 (25)	3 (22)	1 (25)	5	72	2.33	<b>6</b>
BC14	UCSD	Brian Masse	2 (24)	2 (24)	5 (20)	9	68	1.20	<b>49</b>
BC15	UCSD	Chamiru Dewundaraliyanawaduge	2 (24)	1 (25)	3 (23)	6	72	1.83	<b>12</b>
BC16	UCSD	Stephanie Yeh	2 (23)	1 (25)	2 (24)	5	72	2.00	<b>9</b>
BC17	UCSD	Trisha Sharma	3 (23)	1 (25)	1 (25)	5	73	2.33	<b>5</b>
BC18	UCSD	Caroline Jethmal	3 (22)	1 (24)	2 (24)	6	70	1.83	<b>19</b>
BC19	UCSD	Olivia Buhler	3 (22)	1 (24)	2 (24)	6	70	1.83	<b>19</b>
BC2	UCSD	Gursimar Kaur	1 (24)	1 (24)	1 (23)	3	71	3.00	<b>2</b>

BC20	UCSD	Julius Dawoodtabar	3 (22)	3 (21)	5 (15)	11	58	0.87	<b>93</b>
BC6	UCSD	Joy Yomogida	1 (24)	1 (25)	3 (23)	5	72	2.33	<b>6</b>
BD1	University of Montana Debate&Speech	Colby Suko-Clark	1 (25)	4 (20)	5 (16)	10	61	1.45	<b>77</b>
BD3	University of Montana Debate&Speech	Trevor Lohof							
BD5	University of Montana Debate&Speech	Robert Corbett	2 (22)	5 (21)	3 (20)	10	63	1.03	<b>76</b>
BF5	University of Central Florida	Nghi Chau	1 (25)	1 (23)	1 (25)	3	73	3.00	<b>1</b>
BI1	Texas Tech Red Raiders	Jordan Dolen	3 (23)	4 (22)	3 (23)	10	68	0.92	<b>64</b>
BI2	Texas Tech Red Raiders	Berkeley Sizemore	3 (21)	2 (24)	4 (22)	9	67	1.08	<b>54</b>
BI6	Texas Tech Red Raiders	Maria Trujillo	5 (17)	2 (23)	3 (21)	10	61	1.03	<b>78</b>
BI7	Texas Tech Red Raiders	Christian Burgos	5 (19)	2 (24)	2 (23)	9	66	1.20	<b>55</b>
BJ1	Idaho State University	Alex Kuyper	3 (22)	4 (20)	2 (24)	9	66	1.08	<b>57</b>
BJ2	Idaho State University	Maleah Dilworth	5 (21)	3 (23)	5 (17)	13	61	0.73	<b>108</b>
BJ3	Idaho State University	Lazarus Clark	5 (18)	5 (21)	4 (19)	14	58	0.65	<b>119</b>
BJ4	Idaho State University	Chelsea Blanchard	1 (23)	5 (20)	4 (22)	10	65	1.45	<b>68</b>
BL6	South Dakota State University	Emma Arneson	4 (21)	3 (23)	4 (20)	11	64	0.83	<b>91</b>
C1	Ohio University	Savanah Stachler	2 (23)	1 (25)	4 (21)	7	69	1.75	<b>28</b>
C10	Ohio University	Samantha Fanger	2 (24)	5 (18)	1 (24)	8	66	1.70	<b>42</b>
C11	Ohio University	Silas Graser	2 (24)	5 (21)	4 (22)	11	67	0.95	<b>80</b>
C2	Ohio University	Chloe Watts	4 (22)	4 (22)	4 (21)	12	65	0.75	<b>96</b>
C3	Ohio University	Michael Gallagher	5 (20)	5 (21)	5 (21)	15	62	0.60	<b>121</b>
C5	Ohio University	Abe Bisignano	4 (22)		1 (25)	5	47	1.25	<b>129</b>
C6	Ohio University	Taryn Adamczyk	3 (22)	1 (24)	2 (22)	6	68	1.83	<b>24</b>
C7	Ohio University	Kristi Kotowski	2 (24)	3 (23)	1 (24)	6	71	1.83	<b>17</b>
C8	Ohio University	Julia Weller	4 (19)	5 (19)	1 (25)	10	63	1.45	<b>74</b>
C9	Ohio University	Emma Steiner	3 (23)	5 (20)	1 (25)	9	68	1.53	<b>46</b>
H1	Mizzou	Dustin Wallace	1 (23)	1 (25)	5 (21)	7	69	2.20	<b>27</b>
H11	Mizzou	Ace Roach	5 (20)	5 (18)	5 (20)	15	58	0.60	<b>124</b>
H2	Mizzou	Madison Arenaz	1 (24)	3 (23)	2 (24)	6	71	1.83	<b>17</b>
H3	Mizzou	Catelynn Liniger	2 (23)	4 (21)	3 (20)	9	64	1.08	<b>60</b>
H4	Mizzou	Will Sapp	3 (20)	5 (20)	5 (20)	13	60	0.73	<b>109</b>
H8	Mizzou	June Wheatley	1 (24)	5 (20)	2 (24)	8	68	1.70	<b>38</b>
H9	Mizzou	Matteo Francis	4 (22)	5 (20)	3 (23)	12	65	0.78	<b>95</b>
I2	Park University	Paul Kretsinger	5 (21)	5 (20)	5 (19)	15	60	0.60	<b>123</b>
J2	Minnesota State University, Mankato	Sydney Hawkins	4 (22)	3 (22)	5 (20)	12	64	0.78	<b>97</b>
J3	Minnesota State University, Mankato	Micah Allen		4 (21)	4 (22)	8	43	0.50	<b>132</b>
J4	Minnesota State University, Mankato	Kennedy Hayden	4 (21)	3 (22)	1 (23)	8	66	1.58	<b>43</b>
K6	Truman State University	Jessie Philips	3 (22)	2 (23)	4 (21)	9	66	1.08	<b>57</b>
K7	Truman State University	Briggs Maynor	5 (10)	5 (21)	5 (19)	15	50	0.60	<b>125</b>
L1	Newberry College	Ashley Peterson	4 (21)	3 (23)	5 (20)	12	64	0.78	<b>97</b>
L10	Newberry College	Riley Lobash	4 (22)	5 (17)		9	39	0.45	<b>134</b>
L11	Newberry College	Heather Ray	1 (25)	5 (19)	5 (21)	11	65	1.40	<b>83</b>
L2	Newberry College	Paul Fisher	2 (24)	5 (20)	3 (21)	10	65	1.03	<b>70</b>
L3	Newberry College	Wilfredo Lopez-perez	5 (20)	3 (22)	4 (20)	12	62	0.78	<b>100</b>
L4	Newberry College	Jose Ferrer	5 (20)	5 (20)		10	40	0.40	<b>135</b>
L5	Newberry College	Juliana Hernandez	4 (20)	4 (22)	5 (10)	13	52	0.70	<b>110</b>
L6	Newberry College	Nia Quimby	5 (21)	5 (20)	4 (20)	14	61	0.65	<b>115</b>
L7	Newberry College	Jorgia Weaver	3 (23)	4 (22)	5 (1)	12	46	0.78	<b>101</b>
L8	Newberry College	Desiray Montgomery	3 (23)	2 (24)	5 (20)	10	67	1.03	<b>65</b>
O10	Boise State University	Adam Pendergrass	1 (24)	3 (23)	1 (25)	5	72	2.33	<b>6</b>
O14	Boise State University	Colby Bond	2 (24)	2 (24)	2 (24)	6	72	1.50	<b>15</b>
O15	Boise State University	Ben Hobbs	3 (23)	2 (24)	5 (19)	10	66	1.03	<b>66</b>
O16	Boise State University	Chloe Sellers	4 (20)	2 (22)	2 (24)	8	66	1.25	<b>45</b>
O3	Boise State University	Anthony Thomas	1 (24)	4 (22)	5 (19)	10	65	1.45	<b>68</b>
O5	Boise State University	Bridget Gibson	5 (15)	1 (25)		6	40	1.20	<b>131</b>
P3	Whitworth University	Madalyn Dotson	4 (22)	1 (23)	4 (22)	9	67	1.50	<b>52</b>
P4	Whitworth University	Minase Legesse	2 (24)	3 (22)	2 (22)	7	68	1.33	<b>31</b>
P6	Whitworth University	Riia Yazepova	5 (21)	5 (19)	1 (25)	11	65	1.40	<b>83</b>
P7	Whitworth University	Elly Osborne	4 (21)	4 (21)	1 (25)	9	67	1.50	<b>52</b>
U1	Webster University	Noah Robinett	2 (23)	4 (21)	4 (21)	10	65	1.00	<b>73</b>
U10	Webster University	Eleanor Clark	4 (21)	3 (23)	3 (22)	10	66	0.92	<b>67</b>
U11	Webster University	Rose Smoots	5 (20)	5 (21)	3 (23)	13	64	0.73	<b>102</b>
U12	Webster University	Eva Watters	2 (24)	2 (24)	5 (18)	9	66	1.20	<b>55</b>
U13	Webster University	Rachel Hopper	5 (20)	3 (23)	3 (23)	11	66	0.87	<b>81</b>
U2	Webster University	Adi Sharma	2 (24)	4 (21)	1 (24)	7	69	1.75	<b>28</b>
U3	Webster University	Maral Mahdinia	1 (25)	4 (22)	1 (24)	6	71	2.25	<b>16</b>

U5	Webster University	Evana Vrhovac	1 (25)	3 (22)	2 (23)	6	70	1.83	<b>19</b>
U7	Webster University	Chesper Tunga	5 (19)	3 (23)	4 (21)	12	63	0.78	<b>99</b>
U8	Webster University	TJ Hawkins	5 (20)	5 (19)	4 (22)	14	61	0.65	<b>115</b>
U9	Webster University	Nadia Calloway	2 (24)	5 (19)	4 (22)	11	65	0.95	<b>85</b>
V8	University of West Florida	Ashlee Hammonds	5 (20)	4 (22)	5 (21)	14	63	0.65	<b>111</b>
V9	University of West Florida	Daphne Deckbar	4 (22)	5 (17)	5 (21)	14	60	0.65	<b>117</b>
Y2	Butler University	Gregor von Rohr	1 (25)	2 (24)	3 (23)	6	72	1.83	<b>12</b>
Y3	Butler University	Jonathon Clark	5 (20)	4 (22)	4 (22)	13	64	0.70	<b>105</b>
Y6	Butler University	Sam Gomez	3 (22)	2 (23)	3 (22)	8	67	1.17	<b>41</b>
Y7	Butler University	Tala Sharba	5 (21)	2 (22)	3 (22)	10	65	1.03	<b>70</b>
Y8	Butler University	Jessica Lubbehusen	5 (21)	3 (23)	5 (20)	13	64	0.73	<b>102</b>

This tournament is being run using SpeechWire Tournament Services software - www.SpeechWire.com.  
© 2004-2026 Ben Stewart - All Rights Reserved. SpeechWire version 4.22.000.

**Pi Kappa Delta Biennial 2026  
IPDA**

Competitor	Round 1	Round 2	Round 3	Round 4	Round 5	Totals	Results
<b>Boise State Un AA</b> Boise State University	W - UCSD ZR - Neg BJ1 Heather Gilmore	L - Texas Tech Red LV - AFF AG6 Eric Mishne	L - UC Santa Barba AS - Neg AN1 Ryan Corso-Gonzales	W - Mizzou MA - AFF AG1 Eric Mishne	W - University of MB - Neg AR1 Ken Troyer	<b>3-2</b> 177	<b>51st</b>
Ariana Ashby	32.00	34.00	38.00	37.00	36.00	177.00	88th
<b>Boise State Un AH</b> Boise State University	W - Southwest Bapt BH - AFF AX1 Donovan Finan	W - Weber State Fo EP2 - Neg L5 Garrett Dohlke	L - Marshall Unive DL - AFF K1 Ben Davis	W - John Carroll U JB - Neg AG2 Natalie Mishne	W - Whitworth Univ BJ - Neg AQ1 Dan Moss	<b>4-1</b> 196	<b>5th</b>
Allie Hampton	37.00	40.00	39.00	40.00	40.00	196.00	1st
<b>Boise State Un AP</b> Boise State University	L - Simpson Colleg WM - AFF AY3 Hayden Etter	L - Webster Univer AM - Neg BJ1 Heather Gilmore	W - Cedarville Uni KS - AFF U1 Emma Terris	W - Central Michig SP - Neg U6 Tom Serfass	W - Simpson Colleg MW - Neg AR1 Ken Troyer	<b>3-2</b> 190	<b>32nd</b>
Adam Pendergrass	38.00	38.00	40.00	38.00	36.00	190.00	33rd
<b>Boise State Un AT</b> Boise State University	<b>BYE</b>	L - University of CG - AFF BA2 Dave Worthington	L - UCSD NN - Neg BJ2 Abbey Vaughn	W - Central Michig GR - Neg AO7 Scott Krueger	W - Cedarville Uni NH - AFF AY4 Iris Vermillion	<b>3-2</b> 192.5	<b>24th</b>
Anthony Thomas	38.50	39.00	39.00	39.00	37.00	192.50	9th
<b>Boise State Un BG</b> Boise State University	W - John Carroll U JB - Neg AJ2 Ephraim Mensah	L - Idaho State Un AK - AFF BF1 Sanchita	W - Cedarville Uni ZE - Neg BA1 Susan Millsap	W - Central Michig MP - AFF K1 Ben Davis	W - Truman State U SP - Neg N1 Dominique deSeriere	<b>4-1</b> 190	<b>12th</b>
Bridget Gibson	37.00	38.00	36.00	39.00	40.00	190.00	32nd
<b>Boise State Un CS</b> Boise State University	L - Lewis & Clark VC - AFF BB1 Melissa Deleon	W - Lafayette Coll BC - Neg BF1 Sanchita	L - Central Michig MP - Neg B15 Scott Thomson	L - Weber State Fo EP2 - AFF AF4 Brandon Reynolds	L - Lewis & Clark SR - AFF B1 Morgan LeBleu	<b>1-4</b> 187	<b>86th</b>
Chloe Sellers	39.00	39.00	37.00	33.00	39.00	187.00	24th
<b>Boise State Un IM</b> Boise State University	W - University of MB - Neg AY3 Hayden Etter	L - Louisiana Stat RG - AFF AR1 Ken Troyer	L - University of AS - Neg AO14 Layna Lundrigan	W - Lewis & Clark TH - AFF AO17 Hazel Morgan-Fine	W - Weber State Fo EP2 - AFF AG1 Eric Mishne	<b>3-2</b> 172	<b>53rd</b>
Ivan Markevych	38.00	30.00	30.00	40.00	34.00	172.00	97th
<b>Boise State Un JH</b> Boise State University	W - University of JS - Neg J2 Samera Fearn	L - Texas Christia DM - AFF L5 Garrett Dohlke	L - Weber State Fo SG - Neg AP2 Michael Shirzadian	W - Southwest Bapt NP - AFF AT1 justin durbn	W - University of LG - Neg BJ2 Abbey Vaughn	<b>3-2</b> 191	<b>29th</b>
Jaxon Holmes	38.00	39.00	38.00	37.00	39.00	191.00	19th
<b>Boise State Un KW</b> Boise State University	W - California Sta SP - AFF B13 Ama Quansah	L - Newberry Colle PF - Neg T3 Zoraya Kai	W - Northern State AG - Neg U1 Emma Terris	W - University of AS - AFF BB1 Melissa Deleon	L - Louisiana Stat TJ - AFF AP1 Dennis Taylor	<b>3-2</b> 191	<b>22nd</b>
Kiryn Willett	39.00	39.00	40.00	39.00	34.00	191.00	7th
<b>Boise State Un SK</b> Boise State University	L - Whitworth Univ AH - AFF AX1 Donovan Finan	W - University of TL - Neg U6 Tom Serfass	W - UC Santa Barba GH - Neg AT1 Justin durbn	L - UCSD TS - AFF AF4 Brandon Reynolds	W - Lewis & Clark RM - AFF L5 Garrett Dohlke	<b>3-2</b> 185	<b>46th</b>
Sam Kleman	35.00	38.00	37.00	35.00	40.00	185.00	68th
<b>Butler Univers GS</b> Butler University	L - UC Santa Barba RG - Neg AJ1 Lindsay A Duede	L - Truman State U AJ - AFF A1 Jordan Douglas Smith	W - Central Michig NA - Neg B13 Ama Quansah	L - McNeese State D( - AFF AY4 Iris Vermillion	L - Southwest Bapt BH - Neg BB1 Melissa Deleon	<b>1-4</b> 177	<b>94th</b>
Gaby Seleps	32.00	35.00	39.00	37.00	34.00	177.00	89th
<b>Butler Univers SJ</b> Butler University	L - University of HO - Neg AN1 Ryan Corso-Gonzales	L - Marshall Unive DL - AFF BA2 Dave Worthington	L - UCSD ZR - Neg AT1 Justin durbn	W - University of BH - AFF S1 Christopher Jackson	W - UC Santa Barba AS - AFF AQ1 Dan Moss	<b>2-3</b> 178	<b>74th</b>
Sidney James	34.00	30.00	37.00	39.00	38.00	178.00	78th
<b>Butler Univers TS</b> Butler University	L - Simpson Colleg MW - Neg AQ1 Dan Moss	L - Whitworth Univ ML - AFF AO16 Julius Hodges	L - Texas Tech Red CB - Neg BF1 Sanchita	W - Central Michig NA - AFF AD2 Kristi Scholten	W - Texas Tech Red LV - Neg BC5 Keith Milstead	<b>2-3</b> 180	<b>79th</b>
Tala Sharba	35.00	36.00	35.00	38.00	36.00	180.00	86th
<b>California Sta BT</b> California State University, Los Angeles	L - Whitworth Univ OR - Neg L9 Riley Alderman	W - Texas Christia EG - AFF AN3 Cody Sanders	L - Louisiana Stat TJ - Neg E2 Jaime Staengel	L - Cedarville Uni ZE - AFF K1 Ben Davis	W - Central Michig RD - Neg AS1 Richard Besel	<b>2-3</b> 183	<b>68th</b>
Brian Ta	33.00	37.00	38.00	37.00	38.00	183.00	64th
<b>California Sta MH</b> California State University, Los Angeles	L - McNeese State D( - Neg AJ2 Ephraim Mensah	L - University of LG - AFF AQ2 Timothy Betts	L - Mizzou MA - Neg B13 Ama Quansah	L - University of EA - AFF K4 Austin Sopko	L - John Carroll U NB - AFF AO7 Scott Krueger	<b>0-5</b> 186	<b>101st</b>
Melissa Holguin	37.00	35.00	37.00	38.00	39.00	186.00	61st
<b>California Sta SP</b> California State University, Los Angeles	L - Boise State Un KW - Neg B13 Ama Quansah	L - John Carroll U JB - AFF BJ1 Heather Gilmore	L - University of JT - Neg AU1 Clint Wooderson	L - Lafayette Coll BC - AFF AB22 Mukesh Khati	L - Central Michig GR - Neg E2 Jaime Staengel	<b>0-5</b> 165	<b>104th</b>
Senen Perez	37.00	25.00	30.00	34.00	39.00	165.00	101st
<b>Cedarville Uni DH</b> Cedarville University	L - Weber State Fo EP2 - AFF AN3 Cody Sanders	W - Whitworth Univ AH - Neg AR1 Ken Troyer	W - Lewis & Clark IF - AFF AE1 Shannon Parker	W - Texas Christia AL - Neg AB22 Mukesh Khati	W - Texas Christia NP - AFF Y2 Janis Crawford	<b>4-1</b> 189	<b>8th</b>
Deidra Hall	33.00	38.00	39.00	40.00	39.00	189.00	16th
<b>Cedarville Uni KS</b> Cedarville University	L - Whitworth Univ BJ - Neg BC6 Milos Vuskovic	L - Central Michig TK - AFF BC7 AJ Edwards	L - Boise State Un AP - Neg U1 Emma Terris	W - John Carroll U NB - AFF C11 Elis Fricker	L - Whitworth Univ RY - Neg O15 Edson Valdisimo	<b>1-4</b> 191	<b>87th</b>
Kayla Sheaffer	39.00	37.00	38.00	40.00	37.00	191.00	28th
<b>Cedarville Uni LB</b> Cedarville University	W - Mizzou AR - AFF G1 Alexis Hughes	W - Whitworth Univ RY - Neg AB31 Anjan Roy	W - University of LG - Neg O9 Sara Beck	W - Texas Christia NP - AFF S1 Christopher Jackson	W - Idaho State Un AK - AFF U9 Laurel Kratz	<b>5-0</b> 195	<b>1st</b>
Laura Ball	36.00	39.00	40.00	40.00	40.00	195.00	2nd
<b>Cedarville Uni NH</b> Cedarville University	W - University of AS - AFF P8 Rylee Walter	W - Central Michig NA - Neg Y2 Janis Crawford	L - UCSD AR - AFF BF1 Sanchita	L - Whitworth Univ AH - Neg C11 Elis Fricker	L - Boise State Un AT - Neg AY4 Iris Vermillion	<b>2-3</b> 190	<b>57th</b>
Noah Hollenbach	40.00	36.00	40.00	39.00	35.00	190.00	22nd
<b>Cedarville Uni NK</b> Cedarville University	L - UCSD JB - AFF AF4 Brandon Reynolds	W - Whitworth Univ AA - Neg AQ2 Timothy Betts	L - John Carroll U AW - Neg E2 Jaime Staengel	W - UCSD ZR - AFF BB2 JP Wiafe	W - McNeese State D( - AFF AS1 Richard Besel	<b>3-2</b> 185	<b>37th</b>
Nathanael Kolssak	32.00	39.00	39.00	37.00	38.00	185.00	41st

<b>Cedarville Uni ZE</b> Cedarville University	L - Texas Christia EG - Neg B15 Scott Thomson	W - Texas Tech Red CB - AFF O11 Kacie Hoch	L - Boise State Un BG - AFF BA1 Susan Millsap	W - California Sta BT - Neg K1 Ben Davis	L - John Carroll U JB - AFF A07 Scott Krueger	<b>2-3</b> 187	<b>65th</b>
Zane Enos	36.00	39.00	34.00	40.00	38.00	187.00	55th
<b>Central Michig GR</b> Central Michigan University	L - Webster Univer AM - AFF P1 Michael Ingram	L - University of AS - Neg AF4 Brandon Reynolds	L - Mizou AR - Neg B34 Ashley Lynne	L - Boise State Un AT - AFF A07 Scott Krueger	W - California Sta SP - AFF E2 Jaime Staengel	<b>1-4</b> 166	<b>98th</b>
George Rhodes	27.00	27.00	35.00	37.00	40.00	166.00	102nd
<b>Central Michig MP</b> Central Michigan University	L - University of LG - Neg BL1 Andrea Carille	W - UC Santa Barba RG - AFF C7 Albert Aleksanyan	W - Boise State Un CS - AFF B15 Scott Thomson	L - Boise State Un BG - Neg K1 Ben Davis	W - University of JS - AFF S1 Christopher Jackson	<b>3-2</b> 191	<b>31st</b>
Mason Pickard	37.00	40.00	38.00	38.00	38.00	191.00	25th
<b>Central Michig NA</b> Central Michigan University	L - Texas Christia DM - Neg C8 Nolan Bowers	L - Cedarville Uni NH - AFF Y2 Janis Crawford	L - Butler Univer GS - AFF B13 Ama Quansah	L - Butler Univer TS - Neg AD2 Kristi Scholten	W - University of BH - AFF AY4 Iris Vermillion	<b>1-4</b> 174	<b>95th</b>
Niclas Armstead	36.00	33.00	38.00	36.00	31.00	174.00	92nd
<b>Central Michig RD</b> Central Michigan University	L - UCSD SP - AFF AQ1 Dan Moss	L - Sterling Colle BB - Neg BA1 Susan Millsap	L - University of SD - Neg C11 Elis Fricker	W - Lewis & Clark SR - AFF AF2 Anastasia Tejada	L - California Sta BT - AFF AS1 Richard Besel	<b>1-4</b> 182	<b>92nd</b>
Raegan Dallaire	35.00	34.00	39.00	38.00	36.00	182.00	76th
<b>Central Michig SP</b> Central Michigan University	L - Whitworth Univ AA - AFF AR1 Ken Troyer	L - UCSD JB - Neg K1 Ben Davis	L - University of TL - Neg K4 Austin Sopko	L - Boise State Un AP - AFF U6 Tom Serfass	W - Texas Tech Red DA - Neg O15 Edson Valdisimo	<b>1-4</b> 144	<b>100th</b>
Samantha Prince	30.00	39.00	10.00	35.00	30.00	144.00	104th
<b>Central Michig TK</b> Central Michigan University	W - Lewis & Clark RM - AFF BG6 Milos Vuskovic	W - Cedarville Uni KS - Neg BC7 AJ Edwards	W - Simpson Colleg MP - AFF V2 Brianna Malden-Gould	L - Simpson Colleg WM - Neg J1 Manny Reyes	L - Texas Christia DM - Neg N1 Dominique deSeriere	<b>3-2</b> 193	<b>21st</b>
Teagan Kazin	40.00	36.00	40.00	39.00	38.00	193.00	5th
<b>Idaho State Un AK</b> Idaho State University	W - Lafayette Coll BC - AFF B13 Ama Quansah	W - Boise State Un BG - Neg BF1 Sanchita	W - University of CD - Neg AB22 Mukesh Khati	W - Whitworth Univ EO - AFF A1 Jordan Douglas Smith	L - Cedarville Uni LB - Neg U9 Laurel Kratz	<b>4-1</b> 190	<b>7th</b>
Alex Kuyper	40.00	39.00	39.00	33.00	39.00	190.00	8th
<b>John Carroll U AW</b> John Carroll University	W - University of BH - Neg BL1 Andrea Carille	L - University of JS - AFF AG6 Eric Mishne	W - Cedarville Uni NK - AFF E2 Jaime Staengel	L - Whitworth Univ AA - Neg B11 Heather Gilmore	L - UCSD NN - AFF K4 Austin Sopko	<b>2-3</b> 177	<b>71st</b>
Alex Wasserbauer	39.00	32.00	40.00	39.00	27.00	177.00	71st
<b>John Carroll U JB</b> John Carroll University	L - Boise State Un BG - AFF AJ2 Ephraim Mensah	W - California Sta SP - Neg B11 Heather Gilmore	<b>BYE</b>	L - Boise State Un AH - AFF AG2 Natalie Mishne	W - Cedarville Uni ZE - Neg A07 Scott Krueger	<b>3-2</b> 187.5	<b>39th</b>
Joe Bilas	35.00	38.00	37.50	38.00	39.00	187.50	44th
<b>John Carroll U NB</b> John Carroll University	L - Lewis & Clark TH - AFF BC7 AJ Edwards	L - LSU-Shreveport HT - Neg AB31 Anjan Roy	L - Lewis & Clark RM - AFF AN1 Ryan Corso-Gonzales	L - Cedarville Uni KS - Neg C11 Elis Fricker	W - California Sta MH - Neg A07 Scott Krueger	<b>1-4</b> 186	<b>89th</b>
Noah Banner	34.00	38.00	35.00	39.00	40.00	186.00	59th
<b>Kansas City KS QL</b> Kansas City KS Community College	W - Newberry Colle PF - AFF BC7 AJ Edwards	W - Whitworth Univ IU - Neg A07 Scott Krueger	W - Lewis & Clark KG - Neg C11 Elis Fricker	W - UC Santa Barba AS - AFF U9 Laurel Kratz	W - Whitworth Univ OR - Neg B12 Abbey Vaughn	<b>5-0</b> 187	<b>3rd</b>
Quinn Largent	34.00	40.00	40.00	34.00	39.00	187.00	52nd
<b>Lafayette Coll BC</b> Lafayette College	L - Idaho State Un AK - Neg B13 Ama Quansah	L - Boise State Un CS - AFF BF1 Sanchita	L - Whitworth Univ RY - AFF AE1 Shannon Parker	W - California Sta SP - Neg AB22 Mukesh Khati	L - Lewis & Clark TH - Neg AJ2 Ephraim Mensah	<b>1-4</b> 190	<b>88th</b>
Bridget Côte	38.00	38.00	40.00	37.00	37.00	190.00	45th
<b>Lewis &amp; Clark IF</b> Lewis & Clark College	L - University of CD - Neg L9 Riley Alderman	W - Northern State AG - AFF O16 Alison Hurst	L - Cedarville Uni DH - Neg AE1 Shannon Parker	W - UC Santa Barba GH - AFF AY3 Hayden Etter	L - UCSD JB - AFF B1 Morgan LeBleu	<b>2-3</b> 187	<b>56th</b>
Ivy Ferdowsian	31.00	40.00	37.00	40.00	39.00	187.00	17th
<b>Lewis &amp; Clark KG</b> Lewis & Clark College	W - UC Santa Barba JW - Neg AD2 Kristi Scholten	W - McNeese State D - AFF BG6 Milos Vuskovic	L - Kansas City KS QL - AFF C11 Elis Fricker	W - UCSD JB - Neg AG2 Natalie Mishne	W - University of CD - Neg AG1 Eric Mishne	<b>4-1</b> 187	<b>18th</b>
Keidustine Glidden	36.00	38.00	39.00	40.00	34.00	187.00	54th
<b>Lewis &amp; Clark RM</b> Lewis & Clark College	L - Central Michig TK - Neg BG6 Milos Vuskovic	L - Truman State U SP - AFF BB1 Melissa Deleon	W - John Carroll U NB - Neg AN1 Ryan Corso-Gonzales	W - University of SD - AFF AF2 Anastasia Tejada	L - Boise State Un SK - Neg L5 Garrett Dohlke	<b>2-3</b> 183	<b>72nd</b>
Riley McGinley	35.00	37.00	37.00	35.00	39.00	183.00	74th
<b>Lewis &amp; Clark SR</b> Lewis & Clark College	L - UCSD AR - Neg P8 Rylee Walter	W - University of SD - AFF AD2 Kristi Scholten	L - Whitworth Univ IU - AFF AB31 Anjan Roy	L - Central Michig RD - Neg AF2 Anastasia Tejada	W - Boise State Un CS - Neg B1 Morgan LeBleu	<b>2-3</b> 191	<b>58th</b>
Sam Rudderow	37.00	39.00	38.00	37.00	40.00	191.00	26th
<b>Lewis &amp; Clark TH</b> Lewis & Clark College	W - John Carroll U NB - Neg BC7 AJ Edwards	L - Whitworth Univ BJ - AFF A07 Scott Krueger	L - UCSD BM - AFF AB31 Anjan Roy	L - Boise State Un IM - Neg AO17 Hazel Morgan-Fine	W - Lafayette Coll BC - AFF AJ2 Ephraim Mensah	<b>2-3</b> 190	<b>60th</b>
Teddi Hall	37.00	38.00	38.00	39.00	38.00	190.00	35th
<b>Lewis &amp; Clark VC</b> Lewis & Clark College	W - Boise State Un CS - Neg BB1 Melissa Deleon	W - Texas Christia HH - AFF AO9 Tiana Brownen	L - Texas Christia NP - Neg K1 Ben Davis	W - University of JS - AFF K4 Austin Sopko	W - Webster Univer MT - AFF AP1 Dennis Taylor	<b>4-1</b> 191	<b>9th</b>
Virginia Carr	38.00	39.00	38.00	40.00	36.00	191.00	18th
<b>Louisiana Stat RG</b> Louisiana State University	L - Simpson Colleg MP - AFF AN1 Ryan Corso-Gonzales	W - Boise State Un IM - Neg AR1 Ken Troyer	W - Texas Christia EG - AFF O11 Kacie Hoch	L - Newberry Colle PF - Neg U6 Tom Serfass	L - UC Santa Barba JW - Neg Y3 Jazlyn Khan	<b>2-3</b> 185	<b>69th</b>
Roan Guidry	37.00	38.00	37.00	37.00	36.00	185.00	65th
<b>Louisiana Stat TJ</b> Louisiana State University	L - Whitworth Univ EO - AFF B11 Heather Gilmore	W - UCSD SP - Neg AO16 Julius Hodges	W - California Sta BT - AFF E2 Jaime Staengel	W - Texas Christia OR - Neg A07 Scott Krueger	W - Boise State Un KW - Neg AP1 Dennis Taylor	<b>4-1</b> 184	<b>15th</b>
TJ Jones	30.00	40.00	40.00	39.00	35.00	184.00	42nd
<b>LSU-Shreveport HT</b> LSU-Shreveport	<b>BYE</b>	W - John Carroll U NB - AFF AB31 Anjan Roy	W - UCSD TS - Neg BB2 JP Wiafe	W - Texas Christia DM - AFF AN3 Cody Sanders	W - Whitworth Univ AA - Neg AY3 Hayden Etter	<b>5-0</b> 185	<b>4th</b>
Heidi Tyler	37.00	39.00	34.00	36.00	39.00	185.00	62nd
<b>LSU-Shreveport LB</b> LSU-Shreveport	W - University of CG - Neg AF4 Brandon Reynolds	W - University of RC - AFF U6 Tom Serfass	L - Simpson Colleg WM - AFF B15 Scott Thomson	W - UCSD BM - Neg AS1 Richard Besel	L - UCSD TS - AFF BB1 Melissa Deleon	<b>3-2</b> 189	<b>40th</b>

Lindsey Brown	36.00	38.00	37.00	40.00	38.00	189.00	46th
<b>Marshall Unive DL</b> Marshall University	<b>W</b> - Texas Christia OR - AFF BB1 Melissa Deleon	<b>W</b> - Butler Univer SJ - Neg BA2 Dave Worthington	<b>W</b> - Boise State Un AH - Neg K1 Ben Davis	<b>L</b> - Whitworth Univ ML - AFF AT1 justin durbin	<b>W</b> - Newberry Colle PF - AFF K4 Austin Sopko	<b>4-1</b> 190	<b>12th</b>
Demi Lamp	39.00	38.00	40.00	36.00	37.00	190.00	31st
<b>McNeese State D(</b> McNeese State University	<b>W</b> - California Sta MH - AFF AJ2 Ephraim Mensah	<b>L</b> - Lewis & Clark KG - Neg BC6 Milos Vuskovic	<b>L</b> - University of HO - AFF AO14 Layna Lundrigan	<b>W</b> - Butler Univer GS - Neg AY4 Iris Vermillion	<b>L</b> - Cedarville Uni NK - Neg AS1 Richard Besel	<b>2-3</b> 187	<b>66th</b>
Dawn St. Mary (She/They)	38.00	36.00	37.00	39.00	37.00	187.00	57th
<b>Missouri Valle TN</b> Missouri Valley College	<b>W</b> - Whitworth Univ RY - AFF C8 Nolan Bowers	<b>L</b> - Texas Christia NP - Neg BC6 Milos Vuskovic	<b>L</b> - Webster Univer MT - Neg BJ4 Ashley Lynne	<b>W</b> - Texas Tech Red LV - AFF BB2 JP Wiafe	<b>W</b> - University of HO - AFF BC5 Keith Milstead	<b>3-2</b> 189	<b>35th</b>
Tru Naumovitz	40.00	38.00	38.00	35.00	38.00	189.00	38th
<b>Mizzou AR</b> Mizzou	<b>L</b> - Cedarville Uni LB - Neg G1 Alexis Hughes	<b>L</b> - Southwest Bapt NP - Neg C7 Albert Aleksanyan	<b>W</b> - Central Michig GR - AFF BJ4 Ashley Lynne	<b>L</b> - Webster Univer MT - AFF AD2 Kristi Scholten	<b>L</b> - UCSD ZR - Neg S1 Christopher Jackson	<b>1-4</b> 167	<b>99th</b>
Ace Roach	30.00	30.00	40.00	35.00	32.00	167.00	103rd
<b>Mizzou MA</b> Mizzou	<b>L</b> - University of EA - AFF AO7 Scott Krueger	<b>L</b> - Texas Christia OR - Neg BC7 AJ Edwards	<b>W</b> - California Sta MH - AFF BI3 Ama Quansah	<b>L</b> - Boise State Un AA - Neg AG1 Eric Mishne	<b>W</b> - Texas Christia EG - Neg AJ2 Ephraim Mensah	<b>2-3</b> 184	<b>70th</b>
Madison Ade	38.00	35.00	39.00	36.00	36.00	184.00	70th
<b>Newberry Colle PF</b> Newberry College	<b>L</b> - Kansas City KS QL - Neg BC7 AJ Edwards	<b>W</b> - Boise State Un KW - AFF T3 Zoraya Kai	<b>W</b> - University of EA - Neg BJ2 Abbey Vaughn	<b>W</b> - Louisiana Stat RG - AFF U6 Tom Serfass	<b>L</b> - Marshall Unive DL - Neg K4 Austin Sopko	<b>3-2</b> 185	<b>43rd</b>
Paul Fisher	35.00	40.00	39.00	38.00	33.00	185.00	63rd
<b>Northern State AG</b> Northern State University	<b>W</b> - Southwest Bapt NP - AFF AP1 Dennis Taylor	<b>L</b> - Lewis & Clark IF - Neg O16 Alison Hurst	<b>L</b> - Boise State Un KW - AFF U1 Emma Terris	<b>W</b> - Texas Tech Red DA - Neg BB1 Melissa Deleon	<b>W</b> - UCSD BM - Neg BJ4 Ashley Lynne	<b>3-2</b> 194	<b>25th</b>
Abiah George	38.00	39.00	38.00	39.00	40.00	194.00	10th
<b>Simpson Colleg MP</b> Simpson College	<b>W</b> - Louisiana Stat RG - Neg AN1 Ryan Corso-Gonzales	<b>W</b> - UCSD ZR - AFF AD2 Kristi Scholten	<b>L</b> - Central Michig TK - Neg V2 Brianna Malden-Gould	<b>L</b> - Weber State Fo SG - AFF P4 Emma Maple	<b>W</b> - Texas Christia OR - Neg BJ4 Ashley Lynne	<b>3-2</b> 184	<b>44th</b>
Mya Postel	38.00	38.00	33.00	35.00	40.00	184.00	66th
<b>Simpson Colleg MW</b> Simpson College	<b>W</b> - Butler Univer TS - AFF AQ1 Dan Moss	<b>L</b> - UC Santa Barba GH - Neg BA1 Susan Millsap	<b>L</b> - Texas Christia AL - AFF AB16 Leigh Cummins	<b>W</b> - Southwest Bapt BH - Neg AY3 Hayden Etter	<b>L</b> - Boise State Un AP - AFF AR1 Ken Troyer	<b>2-3</b> 188	<b>64th</b>
Madeline Waddingham	37.00	37.00	40.00	39.00	35.00	188.00	51st
<b>Simpson Colleg WM</b> Simpson College	<b>W</b> - Boise State Un AP - Neg AY3 Hayden Etter	<b>W</b> - Texas Christia AL - AFF BB1 Melissa Deleon	<b>W</b> - LSU-Shreveport LB - Neg BI5 Scott Thomson	<b>W</b> - Central Michig TK - AFF J1 Manny Reyes	<b>L</b> - Whitworth Univ ML - AFF T3 Zoraya Kai	<b>4-1</b> 188	<b>17th</b>
Wesley McDowell	39.00	35.00	37.00	40.00	37.00	188.00	48th
<b>Southwest Bapt BH</b> Southwest Baptist U	<b>L</b> - Boise State Un AH - Neg AX1 Donovan Finan	<b>W</b> - University of HO - AFF T3 Zoraya Kai	<b>L</b> - Truman State U AJ - Neg AB22 Mukesh Khati	<b>L</b> - Simpson Colleg MW - AFF AY3 Hayden Etter	<b>W</b> - Butler Univer GS - AFF BB1 Melissa Deleon	<b>2-3</b> 180	<b>78th</b>
Ben Hines	32.00	40.00	35.00	38.00	35.00	180.00	84th
<b>Southwest Bapt NP</b> Southwest Baptist U	<b>L</b> - Northern State AG - Neg AP1 Dennis Taylor	<b>W</b> - Mizzou AR - AFF C7 Albert Aleksanyan	<b>L</b> - Texas Christia OR - AFF AP2 Michael Shirzadian	<b>L</b> - Boise State Un JH - Neg AT1 justin durbin	<b>L</b> - University of CG - AFF AQ2 Timothy Betts	<b>1-4</b> 181	<b>93rd</b>
Nick Pruettt	34.00	40.00	35.00	36.00	36.00	181.00	85th
<b>Sterling Colle BB</b> Sterling College	<b>L</b> - Truman State U SP - Neg AO7 Scott Krueger	<b>W</b> - Central Michig RD - AFF BA1 Susan Millsap	<b>FORFEIT</b>	<b>W</b> - Texas Christia HH - Neg AY4 Iris Vermillion	<b>L</b> - University of JT - AFF U9 Laurel Kratz	<b>2-3</b> 147	<b>76th</b>
Bailey Brewer	37.00	36.00		36.00	38.00	147.00	81st
<b>Texas Christia AL</b> Texas Christian University	<b>W</b> - UCSD NN - AFF AJ1 Lindsay A Duede	<b>L</b> - Simpson Colleg WM - Neg BB1 Melissa Deleon	<b>W</b> - Simpson Colleg MW - Neg AB16 Leigh Cummins	<b>L</b> - Cedarville Uni DH - AFF AB22 Mukesh Khati	<b>W</b> - University of EA - AFF T3 Zoraya Kai	<b>3-2</b> 192	<b>27th</b>
Arianna LeBlanc	38.00	36.00	40.00	39.00	39.00	192.00	13th
<b>Texas Christia DM</b> Texas Christian University	<b>W</b> - Central Michig NA - AFF C8 Nolan Bowers	<b>W</b> - Boise State Un JH - Neg L5 Garrett Dohlke	<b>W</b> - Whitworth Univ BJ - AFF AP1 Dennis Taylor	<b>L</b> - LSU-Shreveport HT - Neg AN3 Cody Sanders	<b>W</b> - Central Michig TK - Neg N1 Dominique deSeriere	<b>4-1</b> 195	<b>6th</b>
Daniel Mitchell	40.00	40.00	39.00	36.00	40.00	195.00	3rd
<b>Texas Christia EG</b> Texas Christian University	<b>W</b> - Cedarville Uni ZE - AFF BI5 Scott Thomson	<b>L</b> - California Sta BT - Neg AN3 Cody Sanders	<b>L</b> - Louisiana Stat RG - Neg O11 Kacie Hoch	<b>L</b> - University of TL - AFF U9 Laurel Kratz	<b>L</b> - Mizzou MA - Neg AJ2 Ephraim Mensah	<b>1-4</b> 186	<b>90th</b>
Ellie Griffin	37.00	38.00	36.00	37.00	38.00	186.00	60th
<b>Texas Christia HH</b> Texas Christian University	<b>W</b> - University of TL - AFF AN3 Cody Sanders	<b>L</b> - Lewis & Clark VC - Neg AO9 Tiana Brownen	<b>L</b> - University of JS - Neg O9 Sara Beck	<b>L</b> - Sterling Colle BB - AFF AY4 Iris Vermillion	<b>L</b> - UC Santa Barba GH - AFF L5 Garrett Dohlke	<b>1-4</b> 184	<b>91st</b>
Happy Herman	35.00	38.00	40.00	36.00	35.00	184.00	72nd
<b>Texas Christia NP</b> Texas Christian University	<b>W</b> - University of SD - Neg J2 Samera Fearn	<b>W</b> - Missouri Valle TN - AFF BC6 Milos Vuskovic	<b>W</b> - Lewis & Clark VC - AFF K1 Ben Davis	<b>L</b> - Cedarville Uni LB - Neg S1 Christopher Jackson	<b>L</b> - Cedarville Uni DH - Neg Y2 Janis Crawford	<b>3-2</b> 190	<b>30th</b>
Natalie Pelan	38.00	40.00	39.00	35.00	38.00	190.00	21st
<b>Texas Christia OR</b> Texas Christian University	<b>L</b> - Marshall Unive DL - Neg BB1 Melissa Deleon	<b>W</b> - Mizzou MA - AFF BC7 AJ Edwards	<b>W</b> - Southwest Bapt NP - Neg AP2 Michael Shirzadian	<b>L</b> - Louisiana Stat TJ - AFF AO7 Scott Krueger	<b>L</b> - Simpson Colleg MP - AFF BJ4 Ashley Lynne	<b>2-3</b> 182	<b>73rd</b>
Oliver Roberts	38.00	36.00	36.00	37.00	35.00	182.00	75th
<b>Texas Tech Red CB</b> Texas Tech Red Raiders	<b>L</b> - UCSD BM - AFF P5 Lori Welch	<b>L</b> - Cedarville Uni ZE - Neg O11 Kacie Hoch	<b>W</b> - Butler Univer TS - AFF BF1 Sanchita	<b>L</b> - UC Santa Barba JW - Neg P4 Emma Maple	<b>W</b> - University of SD - AFF AB8 Ryan Louis	<b>2-3</b> 178	<b>80th</b>
Christian Burgos	35.00	36.00	36.00	33.00	38.00	178.00	87th
<b>Texas Tech Red DA</b> Texas Tech Red Raiders	<b>L</b> - Whitworth Univ IU - AFF AR1 Ken Troyer	<b>L</b> - Webster Univer MT - Neg K1 Ben Davis	<b>L</b> - University of RC - Neg AP1 Dennis Taylor	<b>L</b> - Northern State AG - AFF BB1 Melissa Deleon	<b>L</b> - Central Michig SP - AFF O15 Edson Valdisimo	<b>0-5</b> 169	<b>103rd</b>
Diego Aguilar	29.00	37.00	30.00	38.00	35.00	169.00	100th
<b>Texas Tech Red LV</b> Texas Tech Red Raiders	<b>L</b> - University of JT - AFF P5 Lori Welch	<b>W</b> - Boise State Un AA - Neg AG6 Eric Mishne	<b>L</b> - UC Santa Barba RG - AFF V2 Brianna Malden-Gould	<b>L</b> - Missouri Valle TN - Neg BB2 JP Wiafe	<b>L</b> - Butler Univer TS - AFF BC5 Keith Milstead	<b>1-4</b> 171	<b>96th</b>
Liliana Villegas	34.00	35.00	35.00	32.00	35.00	171.00	95th
<b>Truman State U AJ</b> Truman State University	<b>L</b> - Weber State Fo SG - AFF	<b>W</b> - Butler Univer GS - Neg	<b>W</b> - Southwest Bapt BH - AFF	<b>L</b> - Whitworth Univ BJ - Neg	<b>W</b> - UCSD SP - AFF Y2 Janis Crawford	<b>3-2</b> 184	<b>47th</b>

	AD2 Kristi Scholten	A1 Jordan Douglas Smith	AB22 Mukesh Khati	L5 Garrett Dohike			
Adli Jacobs	36.00	36.00	37.00	38.00	37.00	184.00	69th
<b>Truman State U SP</b> Truman State University	<b>W</b> - Sterling Colle BB - AFF A07 Scott Krueger	<b>W</b> - Lewis & Clark RM - Neg BB1 Melissa Deleon	<b>L</b> - Whitworth Univ OR - Neg BA1 Susan Millsap	<b>W</b> - UCSD SP - AFF AN3 Cody Sanders	<b>L</b> - Boise State Un BG - AFF N1 Dominique deSeriere	<b>3-2</b> 189	<b>34th</b>
Sawyer Partney	39.00	36.00	40.00	35.00	39.00	189.00	36th
<b>UC Santa Barba AS</b> UC Santa Barbara Forensics	<b>W</b> - University of RC - Neg G1 Alexis Hughes	<b>L</b> - University of MB - AFF A1 Jordan Douglas Smith	<b>W</b> - Boise State Un AA - AFF AN1 Ryan Corso-Gonzales	<b>L</b> - Kansas City KS QL - Neg U9 Laurel Kratz	<b>L</b> - Butler Unvers SJ - Neg AQ1 Dan Moss	<b>2-3</b> 174	<b>82nd</b>
Alex Sur	33.00	34.00	37.00	33.00	37.00	174.00	93rd
<b>UC Santa Barba GH</b> UC Santa Barbara Forensics	<b>L</b> - Whitworth Univ ML - Neg B15 Scott Thomson	<b>W</b> - Simpson Colleg MW - AFF BA1 Susan Millsap	<b>L</b> - Boise State Un SK - AFF AT1 Justin Durbin	<b>L</b> - Lewis & Clark IF - Neg AY3 Hayden Etter	<b>W</b> - Texas Christia HH - Neg L5 Garrett Dohike	<b>2-3</b> 188	<b>63rd</b>
Gohan Huynh	35.00	38.00	36.00	39.00	40.00	188.00	50th
<b>UC Santa Barba JW</b> UC Santa Barbara Forensics	<b>L</b> - Lewis & Clark KG - AFF AD2 Kristi Scholten	<b>L</b> - UCSD NN - Neg O16 Alison Hurst	<b>W</b> - University of BH - Neg N1 Dominique deSeriere	<b>W</b> - Texas Tech Red CB - AFF P4 Emma Maple	<b>W</b> - Louisiana Stat RG - AFF Y3 Jazlyn Khan	<b>3-2</b> 181	<b>50th</b>
Jasmine Wang	35.00	39.00	38.00	35.00	34.00	181.00	82nd
<b>UC Santa Barba RG</b> UC Santa Barbara Forensics	<b>W</b> - Butler Unvers GS - AFF A31 Lindsay A Duede	<b>L</b> - Central Michig MP - Neg C7 Albert Aleksanyan	<b>W</b> - Texas Tech Red LV - Neg V2 Brianna Malden-Gould	<b>W</b> - UCSD NN - AFF J1 Manny Reyes	<b>L</b> - Whitworth Univ AH - Neg AY3 Hayden Etter	<b>3-2</b> 183	<b>48th</b>
Roman Galardi	34.00	35.00	40.00	36.00	38.00	183.00	73rd
<b>UCSD AR</b> UCSD	<b>W</b> - Lewis & Clark SR - AFF P8 Rylee Walter	<b>W</b> - University of EA - Neg O11 Kacie Hoch	<b>W</b> - Cedarville Uni NH - Neg BF1 Sanchita	<b>L</b> - Whitworth Univ OR - AFF A1 Jordan Douglas Smith	<b>W</b> - Webster Univer AM - AFF AB35 Mohammad Galib	<b>4-1</b> 188	<b>11th</b>
Avanthika Ramasamy	38.00	39.00	40.00	33.00	38.00	188.00	23rd
<b>UCSD BM</b> UCSD	<b>W</b> - Texas Tech Red CB - Neg P5 Lori Welch	<b>L</b> - University of CD - AFF AN3 Cody Sanders	<b>W</b> - Lewis & Clark TH - Neg AB31 Anjan Roy	<b>L</b> - LSU-Shreveport LB - AFF AS1 Richard Besel	<b>L</b> - Northern State AG - AFF B34 Ashley Lynne	<b>2-3</b> 192	<b>55th</b>
Brian Masse	36.00	40.00	39.00	39.00	38.00	192.00	14th
<b>UCSD JB</b> UCSD	<b>W</b> - Cedarville Uni NK - Neg AF4 Brandon Reynolds	<b>W</b> - Central Michig SP - AFF K1 Ben Davis	<b>L</b> - Whitworth Univ ML - Neg BB1 Melissa Deleon	<b>L</b> - Lewis & Clark KG - AFF AG2 Natalie Mishne	<b>W</b> - Lewis & Clark IF - Neg B1 Morgan LeBleu	<b>3-2</b> 191	<b>22nd</b>
Jacob Blair	34.00	40.00	38.00	39.00	40.00	191.00	6th
<b>UCSD NN</b> UCSD	<b>L</b> - Texas Christia AL - Neg AJ1 Lindsay A Duede	<b>W</b> - UC Santa Barba JW - AFF O16 Alison Hurst	<b>W</b> - Boise State Un AT - AFF B12 Abbey Vaughn	<b>L</b> - UC Santa Barba RG - Neg J1 Manny Reyes	<b>W</b> - John Carroll U AW - Neg K4 Austin Sopko	<b>3-2</b> 193	<b>26th</b>
Naman Narla	38.00	40.00	40.00	37.00	38.00	193.00	12th
<b>UCSD SP</b> UCSD	<b>W</b> - Central Michig RD - Neg AQ1 Dan Moss	<b>L</b> - Louisiana Stat TJ - AFF AO16 Julius Hodges	<b>W</b> - University of MB - AFF BB1 Melissa Deleon	<b>L</b> - Truman State U SP - Neg AN3 Cody Sanders	<b>L</b> - Truman State U AJ - Neg Y2 Janis Crawford	<b>2-3</b> 177	<b>75th</b>
Sam Pirasteh	37.00	38.00	36.00	36.00	30.00	177.00	79th
<b>UCSD TS</b> UCSD	<b>W</b> - Webster Univer MT - AFF P1 Michael Ingram	<b>W</b> - Weber State Fo SG - Neg AG2 Natalie Mishne	<b>L</b> - LSU-Shreveport HT - AFF BB2 JP Wiafe	<b>W</b> - Boise State Un SK - Neg AF4 Brandon Reynolds	<b>W</b> - LSU-Shreveport LB - Neg BB1 Melissa Deleon	<b>4-1</b> 190	<b>10th</b>
Trisha Sharma	39.00	39.00	36.00	37.00	39.00	190.00	20th
<b>UCSD ZR</b> UCSD	<b>L</b> - Boise State Un AA - AFF BJ1 Heather Gilmore	<b>L</b> - Simpson Colleg MP - Neg AD2 Kristi Scholten	<b>W</b> - Butler Unvers SJ - AFF AT1 Justin Durbin	<b>L</b> - Cedarville Uni NK - Neg BB2 JP Wiafe	<b>W</b> - Mizzou AR - AFF S1 Christopher Jackson	<b>2-3</b> 172	<b>83rd</b>
Zachary Reisner	30.00	35.00	38.00	33.00	36.00	172.00	94th
<b>University of AS</b> University of Central Missouri	<b>L</b> - Cedarville Uni NH - Neg P8 Rylee Walter	<b>W</b> - Central Michig GR - AFF AF4 Brandon Reynolds	<b>W</b> - Boise State Un IM - AFF AO14 Layna Lundrigan	<b>L</b> - Boise State Un KW - Neg BB1 Melissa Deleon	<b>W</b> - University of RC - AFF AB35 Mohammad Galib	<b>3-2</b> 175	<b>52nd</b>
Ashley Singh	36.00	33.00	32.00	37.00	37.00	175.00	90th
<b>University of BH</b> University of West Florida	<b>L</b> - John Carroll U AW - AFF BL1 Andrea Carlie	<b>L</b> - Whitworth Univ EO - Neg Y2 Janis Crawford	<b>L</b> - UC Santa Barba JW - AFF N1 Dominique deSeriere	<b>L</b> - Butler Unvers SJ - Neg S1 Christopher Jackson	<b>L</b> - Central Michig NA - Neg AY4 Iris Vermillion	<b>0-5</b> 176	<b>102nd</b>
Brennan Hindman	37.00	36.00	37.00	36.00	30.00	176.00	80th
<b>University of CD</b> University of Central Missouri	<b>W</b> - Lewis & Clark IF - AFF L9 Riley Alderman	<b>W</b> - UCSD BM - Neg AN3 Cody Sanders	<b>L</b> - Idaho State Un AK - AFF AB22 Mukesh Khati	<b>W</b> - University of HO - Neg L5 Garrett Dohike	<b>L</b> - Lewis & Clark KG - AFF AG1 Eric Mishne	<b>3-2</b> 189	<b>35th</b>
Caleb Dillon	37.00	40.00	38.00	39.00	35.00	189.00	37th
<b>University of CG</b> University of Central Florida	<b>L</b> - LSU-Shreveport LB - AFF AF4 Brandon Reynolds	<b>W</b> - Boise State Un AT - Neg BA2 Dave Worthington	<b>L</b> - Whitworth Univ AA - AFF O11 Kacie Hoch	<b>L</b> - University of MB - Neg BJ1 Heather Gilmore	<b>W</b> - Southwest Bapt NP - Neg AQ2 Timothy Betts	<b>2-3</b> 181	<b>77th</b>
Charmi Gopu	34.00	39.00	37.00	34.00	37.00	181.00	83rd
<b>University of EA</b> University of Montana Debate&Speech	<b>W</b> - Mizzou MA - Neg A07 Scott Krueger	<b>L</b> - UCSD AR - AFF O11 Kacie Hoch	<b>L</b> - Newberry Colle PF - AFF B12 Abbey Vaughn	<b>W</b> - California Sta MH - Neg K4 Austin Sopko	<b>L</b> - Texas Christia AL - Neg T3 Zoraya Kai	<b>2-3</b> 189	<b>61st</b>
Ethan Andersch	40.00	35.00	38.00	39.00	37.00	189.00	39th
<b>University of HO</b> University of Montana Debate&Speech	<b>W</b> - Butler Unvers SJ - AFF AN1 Ryan Corso-Gonzales	<b>L</b> - Southwest Bapt BH - Neg T3 Zoraya Kai	<b>W</b> - McNeese State D(- Neg AO14 Layna Lundrigan	<b>L</b> - University of CD - AFF L5 Garrett Dohike	<b>L</b> - Missouri Valle TN - Neg BCS Keith Minstead	<b>2-3</b> 187	<b>62nd</b>
Hogan O'Donnell	35.00	38.00	38.00	38.00	38.00	187.00	40th
<b>University of JS</b> University of Central Florida	<b>L</b> - Boise State Un JH - AFF J2 Samera Fearn	<b>W</b> - John Carroll U AW - Neg AG6 Eric Mishne	<b>W</b> - Texas Christia HH - AFF O9 Sara Beck	<b>L</b> - Lewis & Clark VC - Neg K4 Austin Sopko	<b>L</b> - Central Michig MP - Neg S1 Christopher Jackson	<b>2-3</b> 187	<b>66th</b>
Justin Salahuddin	37.00	36.00	40.00	39.00	35.00	187.00	58th
<b>University of JT</b> University of Central Missouri	<b>W</b> - Texas Tech Red LV - Neg P5 Lori Welch	<b>L</b> - Whitworth Univ OR - AFF AF4 Brandon Reynolds	<b>W</b> - California Sta SP - AFF AU1 Clint Wooderson	<b>L</b> - Whitworth Univ IU - Neg AG1 Eric Mishne	<b>W</b> - Sterling Colle BB - Neg U9 Laurel Kratz	<b>3-2</b> 178	<b>45th</b>
Jayne Thompson	36.00	27.00	40.00	36.00	39.00	178.00	67th
<b>University of LG</b> University of Central Florida	<b>W</b> - Central Michig MP - AFF BL1 Andrea Carlie	<b>W</b> - California Sta MH - Neg AQ2 Timothy Betts	<b>L</b> - Cedarville Uni LB - AFF O9 Sara Beck	<b>L</b> - Webster Univer AM - Neg AS1 Richard Besel	<b>L</b> - Boise State Un JH - AFF B12 Abbey Vaughn	<b>2-3</b> 191	<b>58th</b>
Logan Gerhard	38.00	37.00	40.00	38.00	38.00	191.00	27th
<b>University of MB</b> University of West Florida	<b>L</b> - Boise State Un IM - AFF AY3 Hayden Etter	<b>W</b> - UC Santa Barba AS - Neg A1 Jordan Douglas Smith	<b>L</b> - UCSD SP - Neg BB1 Melissa Deleon	<b>W</b> - University of CG - AFF BJ1 Heather Gilmore	<b>L</b> - Boise State Un AA - AFF AR1 Ken Troyer	<b>2-3</b> 173	<b>81st</b>
Mea Brahier	36.00	36.00	35.00	35.00	31.00	173.00	91st

<b>University of RC</b> University of Montana Debate&Speech	<b>L</b> - UC Santa Barba AS - AFF G1 Alexis Hughes	<b>L</b> - LSU-Shreveport LB - Neg U6 Tom Serfass	<b>W</b> - Texas Tech Red DA - AFF AP1 Dennis Taylor	<b>W</b> - Whitworth Univ RY - Neg AO17 Hazel Morgan-Fine	<b>L</b> - University of AS - Neg AB35 Mohammad Galib	<b>2-3</b> 173	<b>84th</b>
Robert Corbett	30.00	36.00	32.00	40.00	35.00	173.00	96th
<b>University of SD</b> University of West Florida	<b>L</b> - Texas Christia NP - AFF J2 Samera Fearn	<b>L</b> - Lewis & Clark SR - Neg AD2 Kristi Scholten	<b>W</b> - Central Michig RD - AFF C11 Elis Fricker	<b>L</b> - Lewis & Clark RM - Neg AF2 Anastasia Tejada	<b>L</b> - Texas Tech Red CB - Neg AB8 Ryan Louis	<b>1-4</b> 172	<b>97th</b>
Stone Dinwiddie	36.00	32.00	40.00	30.00	34.00	172.00	99th
<b>University of TL</b> University of Montana Debate&Speech	<b>L</b> - Texas Christia HH - Neg AN3 Cody Sanders	<b>L</b> - Boise State Un SK - AFF U6 Tom Serfass	<b>W</b> - Central Michig SP - AFF K4 Austin Sopko	<b>W</b> - Texas Christia EG - Neg U9 Laurel Kratz	<b>W</b> - Whitworth Univ EO - AFF E2 Jaime Staengel	<b>3-2</b> 186	<b>42nd</b>
Trevor Lohof	33.00	36.00	39.00	38.00	40.00	186.00	56th
<b>Weber State Fo EP2</b> Weber State Forensics	<b>W</b> - Cedarville Uni DH - Neg AN3 Cody Sanders	<b>L</b> - Boise State Un AH - AFF L5 Garrett Dohlke	<b>L</b> - Whitworth Univ AH - AFF BB2 JP Wiafe	<b>W</b> - Boise State Un CS - Neg AF4 Brandon Reynolds	<b>L</b> - Boise State Un IM - Neg AG1 Eric Mishne	<b>2-3</b> 172	<b>85th</b>
Emmalee Prince	34.00	37.00	33.00	34.00	34.00	172.00	98th
<b>Weber State Fo SG</b> Weber State Forensics	<b>W</b> - Truman State U AJ - Neg AD2 Kristi Scholten	<b>L</b> - UCSD TS - AFF AG2 Natalie Mishne	<b>W</b> - Boise State Un JH - AFF AP2 Michael Shirzadian	<b>W</b> - Simpson Colleg MP - Neg P4 Emma Maple	<b>L</b> - Whitworth Univ IU - Neg AQ2 Timothy Betts	<b>3-2</b> 190	<b>32nd</b>
Sienna Gomez	38.00	38.00	39.00	38.00	37.00	190.00	34th
<b>Webster Univer AM</b> Webster University	<b>W</b> - Central Michig GR - Neg P1 Michael Ingram	<b>W</b> - Boise State Un AP - AFF BJ1 Heather Gilmore	<b>L</b> - Whitworth Univ EO - Neg AU1 Clint Wooderson	<b>W</b> - University of LG - AFF AS1 Richard Besel	<b>L</b> - UCSD AR - Neg AB35 Mohammad Galib	<b>3-2</b> 183	<b>38th</b>
Andrew Meeks	29.00	40.00	38.00	39.00	37.00	183.00	43rd
<b>Webster Univer MT</b> Webster University	<b>L</b> - UCSD TS - Neg P1 Michael Ingram	<b>W</b> - Texas Tech Red DA - AFF K1 Ben Davis	<b>W</b> - Missouri Valle TN - AFF BJ4 Ashley Lynne	<b>W</b> - Mizzou AR - Neg AD2 Kristi Scholten	<b>L</b> - Lewis & Clark VC - Neg AP1 Dennis Taylor	<b>3-2</b> 191	<b>28th</b>
Madi Teska	38.00	40.00	40.00	38.00	35.00	191.00	15th
<b>Whitworth Univ AA</b> Whitworth University	<b>W</b> - Central Michig SP - Neg AR1 Ken Troyer	<b>L</b> - Cedarville Uni NK - AFF AQ2 Timothy Betts	<b>W</b> - University of CG - Neg O11 Kacie Hoch	<b>W</b> - John Carroll U AW - AFF BJ1 Heather Gilmore	<b>L</b> - LSU-Shreveport HT - AFF AY3 Hayden Etter	<b>3-2</b> 188	<b>41st</b>
Ahmed Amir	35.00	38.00	37.00	40.00	38.00	188.00	49th
<b>Whitworth Univ AH</b> Whitworth University	<b>W</b> - Boise State Un SK - Neg AX1 Donovan Finan	<b>L</b> - Cedarville Uni DH - AFF AR1 Ken Troyer	<b>W</b> - Weber State Fo EP2 - Neg BB2 JP Wiafe	<b>W</b> - Cedarville Uni NH - AFF C11 Elis Fricker	<b>W</b> - UC Santa Barba RG - AFF AY3 Hayden Etter	<b>4-1</b> 188	<b>16th</b>
Avery Hamilton	36.00	38.00	35.00	40.00	39.00	188.00	47th
<b>Whitworth Univ BJ</b> Whitworth University	<b>W</b> - Cedarville Uni KS - AFF BC6 Milos Vuskovic	<b>W</b> - Lewis & Clark TH - Neg AO7 Scott Krueger	<b>L</b> - Texas Christia DM - Neg AP1 Dennis Taylor	<b>W</b> - Truman State U AJ - AFF L5 Garrett Dohlke	<b>L</b> - Boise State Un AH - AFF AQ1 Dan Moss	<b>3-2</b> 195	<b>20th</b>
Bennett Johnson	40.00	39.00	38.00	40.00	38.00	195.00	4th
<b>Whitworth Univ EO</b> Whitworth University	<b>W</b> - Louisiana Stat TJ - Neg BJ1 Heather Gilmore	<b>W</b> - University of BH - AFF Y2 Janis Crawford	<b>W</b> - Webster Univer AM - AFF AU1 Clint Wooderson	<b>L</b> - Idaho State Un AK - Neg A1 Jordan Douglas Smith	<b>L</b> - University of TL - Neg E2 Jaime Staengel	<b>3-2</b> 179	<b>49th</b>
Elly Osborne	32.00	38.00	40.00	30.00	39.00	179.00	77th
<b>Whitworth Univ IU</b> Whitworth University	<b>W</b> - Texas Tech Red DA - Neg AR1 Ken Troyer	<b>L</b> - Kansas City KS QL - AFF AO7 Scott Krueger	<b>W</b> - Lewis & Clark SR - Neg AB31 Anjan Roy	<b>W</b> - University of JT - AFF AG1 Eric Mishne	<b>W</b> - Weber State Fo SG - AFF AQ2 Timothy Betts	<b>4-1</b> 190	<b>12th</b>
Ize Upham	37.00	39.00	39.00	37.00	38.00	190.00	30th
<b>Whitworth Univ ML</b> Whitworth University	<b>W</b> - UC Santa Barba GH - AFF BI5 Scott Thomson	<b>W</b> - Butler Univer TS - Neg AO16 Julius Hodges	<b>W</b> - UCSD JB - AFF BB1 Melissa Deleon	<b>W</b> - Marshall Unive DL - Neg AT1 Justin durbn	<b>W</b> - Simpson Colleg WM - Neg T3 Zoraya Kai	<b>5-0</b> 190	<b>2nd</b>
Minase Legesse	36.00	38.00	39.00	37.00	40.00	190.00	29th
<b>Whitworth Univ OR</b> Whitworth University	<b>W</b> - California Sta BT - AFF L9 Riley Alderman	<b>W</b> - University of JT - Neg AF4 Brandon Reynolds	<b>W</b> - Truman State U SP - AFF BA1 Susan Millsap	<b>W</b> - UCSD AR - Neg A1 Jordan Douglas Smith	<b>L</b> - Kansas City KS QL - AFF BJ2 Abbey Vaughn	<b>4-1</b> 187	<b>18th</b>
Owen Ronningen	37.00	38.00	40.00	34.00	38.00	187.00	53rd
<b>Whitworth Univ RY</b> Whitworth University	<b>L</b> - Missouri Valle TN - Neg C8 Nolan Bowers	<b>L</b> - Cedarville Uni LB - AFF AB31 Anjan Roy	<b>W</b> - Lafayette Coll BC - Neg AE1 Shannon Parker	<b>L</b> - University of RC - AFF AO17 Hazel Morgan-Fine	<b>W</b> - Cedarville Uni KS - AFF O15 Edson Valdisimo	<b>2-3</b> 194	<b>54th</b>
Riia Yazepova	39.00	38.00	40.00	39.00	38.00	194.00	11th

**Pi Kappa Delta Biennial 2026  
JV IPDA**

Competitor	Round 1	Round 2	Round 3	Round 4	Round 5	Totals	Results
<b>Boise State Un CB</b> Boise State University	W - Idaho State Un LC - AFF BA2 Dave Worthington	L - Mizzou CM - Neg U5 Jason Roach	L - UCSD SA - AFF AF2 Anastasia Tejada	W - Simpson Colleg KG - Neg L9 Riley Alderman	W - Ohio Universit MP - Neg J1 Manny Reyes	<b>3-2</b> 189	<b>18th</b>
Colby Bond	39.00	38.00	36.00	40.00	36.00	189.00	16th
<b>Boise State Un CM</b> Boise State University	W - LSU-Shreveport JF - Neg S1 Christopher Jackson	L - UCSD JL - AFF Y3 Jazlyn Khan	L - University of NC - Neg J1 Manny Reyes	L - Ohio Universit AB - AFF AX1 Donovan Finan	L - Webster Univer EV - AFF AB5 Parker Hopkins	<b>1-4</b> 185	<b>59th</b>
Cadence Marang	39.00	39.00	37.00	31.00	39.00	185.00	10th
<b>Boise State Un JM</b> Boise State University	L - Whitworth Univ MD2 - AFF BA1 Susan Millsap	W - Texas Christia MH - Neg AU1 Clint Wooderson	W - Texas Christia GL - Neg AY3 Hayden Etter	W - Simpson Colleg KM - AFF AX1 Donovan Finan	L - Transylvania U AQ - AFF BC7 AJ Edwards	<b>3-2</b> 183	<b>25th</b>
Jesse Madison	33.00	39.00	37.00	36.00	38.00	183.00	28th
<b>Butler Univer AA</b> Butler University	L - Mizzou CM - AFF N1 Dominique deSeriere	L - Idaho State Un CB - Neg AN1 Ryan Corso-Gonzales	L - North Central AM - AFF U6 Tom Serfass	<b>BYE</b>	L - Simpson Colleg GB - Neg AG2 Natalie Mishne	<b>1-4</b> 180	<b>63rd</b>
Aleena Ahmad	35.00	36.00	35.00	36.00	38.00	180.00	52nd
<b>Butler Univer SG</b> Butler University	L - Transylvania U AQ - AFF AB31 Anjan Roy	L - Ohio Universit SS - Neg AX1 Donovan Finan	L - Newberry Colle WL - Neg BC6 Milos Vuskovic	W - Texas Christia MH - AFF B1 Morgan LeBleu	L - California Sta SM - AFF P6 Michael Ingram	<b>1-4</b> 178	<b>61st</b>
Sam Gomez	35.00	33.00	40.00	40.00	30.00	178.00	48th
<b>California Sta KA</b> California State University, Los Angeles	L - UCSD SA - Neg P7 Emma Maple	L - Texas Christia GL - AFF B1 Morgan LeBleu	L - Weber State Fo EP - Neg AJ3 Nicolas Hrechko	<b>BYE</b>	W - Simpson Colleg KG - AFF J2 Samera Fearn	<b>2-3</b> 168.75	<b>57th</b>
Kassandra Adame	32.00	39.00	31.00	33.75	33.00	168.75	68th
<b>California Sta SM</b> California State University, Los Angeles	L - Missouri Valle JS - Neg AU1 Clint Wooderson	<b>BYE</b>	L - UCSD CJ - AFF AO7 Scott Krueger	L - Texas Tech Red MT - AFF AP2 Michael Shirzadian	W - Butler Univer SG - Neg P6 Michael Ingram	<b>2-3</b> 180	<b>44th</b>
Stephanie Morales-Torres	37.00	36.00	38.00	37.00	32.00	180.00	36th
<b>Cedarville Uni CR</b> Cedarville University	W - University of NC - AFF B1 Morgan LeBleu	W - LSU-Shreveport LG - Neg AQ1 Dan Moss	W - Louisiana Stat LT - AFF U5 Jason Roach	W - Truman State U ER - Neg J2 Samera Fearn	L - Missouri Valle JS - AFF AJ3 Nicolas Hrechko	<b>4-1</b> 188	<b>6th</b>
Christopher Rhodes	40.00	40.00	39.00	34.00	35.00	188.00	13th
<b>Colorado Chris JC</b> Colorado Christian University	L - Ottawa Univer EB - Neg AJ3 Nicolas Hrechko	L - Whitworth Univ AC - AFF AQ1 Dan Moss	L - LSU-Shreveport LG - Neg H1 Cayden Harman	L - Louisiana Stat EC - AFF BF1 Sanchita	L - Truman State U EB - Neg AD2 Kristi Scholten	<b>0-5</b> 189	<b>70th</b>
Jacob Cromley	40.00	39.00	35.00	36.00	39.00	189.00	12th
<b>Idaho State Un CB</b> Idaho State University	W - North Central AM - Neg S1 Christopher Jackson	W - Butler Univer AA - AFF AN1 Ryan Corso-Gonzales	L - Mizzou FD - AFF U6 Tom Serfass	L - Mizzou WS - Neg B12 Pampa Sarker	L - Simpson Colleg KM - Neg AD2 Kristi Scholten	<b>2-3</b> 180	<b>53rd</b>
Chelsea Blanchard	35.00	35.00	36.00	39.00	35.00	180.00	60th
<b>Idaho State Un LC</b> Idaho State University	L - Boise State Un CB - Neg BA2 Dave Worthington	L - Simpson Colleg GB - AFF G1 Alexis Hughes	L - UCSD RD - AFF AJ2 Ephraim Mensah	L - Ohio Universit MP - Neg B12 Pampa Sarker	L - Texas Christia MH - Neg P2 Rylee Walter	<b>0-5</b> 164	<b>71st</b>
Lazarus Clark	31.00	30.00	32.00	39.00	32.00	164.00	69th
<b>Idaho State Un MD</b> Idaho State University	L - University of CS - Neg AT1 Justin Durbin	W - Whitworth Univ KS - AFF BB3 Jonathan Gonzalez	L - Truman State U LW - AFF AN3 Cody Sanders	L - University of LF - Neg AQ1 Dan Moss	W - Kansas City KS GB - Neg J1 Manny Reyes	<b>2-3</b> 184	<b>41st</b>
Maleah Dilworth	36.00	39.00	37.00	35.00	37.00	184.00	31st
<b>Kansas City KS GB</b> Kansas City KS Community College	W - Truman State U EB - AFF T3 Zoraya Kai	L - Truman State U ER - Neg AJ3 Nicolas Hrechko	L - LSU-Shreveport KS - Neg AQ2 Timothy Betts	L - LSU-Shreveport JF - AFF BF1 Sanchita	L - Idaho State Un MD - AFF J1 Manny Reyes	<b>1-4</b> 174	<b>64th</b>
Grace Bell	38.00	29.00	36.00	37.00	34.00	174.00	59th
<b>Kansas City KS LT</b> Kansas City KS Community College	L - LSU-Shreveport KS - Neg P7 Emma Maple	L - Mizzou FD - AFF S1 Christopher Jackson	W - Truman State U EB - AFF AB35 Mohammad Galib	W - UC Santa Barba JN - Neg BC12 Brian Feng	L - UC-Cumberlands BC - Neg AX1 Donovan Finan	<b>2-3</b> 181	<b>43rd</b>
Lynx Taylor	38.00	36.00	37.00	37.00	33.00	181.00	34th
<b>Louisiana Stat EC</b> Louisiana State University		L - Mizzou MF - AFF AP2 Michael Shirzadian	L - LSU-Shreveport MM - Neg A1 Jordan Douglas Smith	W - Colorado Chris JC - Neg BF1 Sanchita	L - UCSD RD - AFF B13 Ama Quansah	<b>1-3</b> 145	<b>69th</b>
Ella Coco		36.00	34.00	37.00	38.00	145.00	71st
<b>Louisiana Stat LT</b> Louisiana State University	W - Simpson Colleg GB - Neg B1 Morgan LeBleu	W - Webster Univer EV - AFF C11 Elis Fricker	L - Cedarville Uni CR - Neg U5 Jason Roach	W - LSU-Shreveport MM - AFF AB35 Mohammad Galib	L - Simpson Colleg EK - AFF P2 Rylee Walter	<b>3-2</b> 194	<b>16th</b>
Landon Terro	40.00	40.00	38.00	39.00	37.00	194.00	4th
<b>LSU-Shreveport JF</b> LSU-Shreveport	L - Boise State Un CM - AFF S1 Christopher Jackson	W - Truman State U EB - Neg O15 Edson Valdisimo	L - Transylvania U AQ - AFF A1 Jordan Douglas Smith	W - Kansas City KS GB - Neg BF1 Sanchita	L - Truman State U LW - AFF P3 Lori Welch	<b>2-3</b> 181	<b>45th</b>
Jasmine Forck	37.00	39.00	33.00	38.00	34.00	181.00	40th
<b>LSU-Shreveport KS</b> LSU-Shreveport	W - Kansas City KS LT - AFF P7 Emma Maple	L - Winona State U RR - AFF AP2 Michael Shirzadian	W - Kansas City KS GB - AFF AQ2 Timothy Betts	L - UCSD SA - Neg AP1 Dennis Taylor	W - Texas Tech Red MT - AFF V3 Hannah Farnsworth	<b>3-2</b> 182	<b>31st</b>
Kaleb Schmidley	35.00	34.00	37.00	36.00	40.00	182.00	43rd
<b>LSU-Shreveport LG</b> LSU-Shreveport	L - Whitworth Univ MD - Neg AB31 Anjan Roy	L - Cedarville Uni CR - AFF AQ1 Dan Moss	W - Colorado Chris JC - AFF H1 Cayden Harman	W - UCSD RD - Neg AE1 Shannon Parker	L - UCSD JL - Neg BA1 Susan Millsap	<b>2-3</b> 184	<b>40th</b>
Levi Grubbs	37.00	39.00	39.00	36.00	33.00	184.00	26th
<b>LSU-Shreveport MM</b> LSU-Shreveport	L - University of LF - AFF H1 Cayden Harman	W - Ohio Universit MP - Neg P7 Emma Maple	W - Louisiana Stat EC - AFF A1 Jordan Douglas Smith	L - Louisiana Stat LT - Neg AB35 Mohammad Galib	W - Otterbein Univ SN - Neg AB5 Parker Hopkins	<b>3-2</b> 178	<b>30th</b>
Madeline McClatchey	29.00	36.00	35.00	38.00	40.00	178.00	42nd
<b>Marshall Unive JH</b> Marshall University	W - UC-Cumberlands BM - AFF BB3 Jonathan Gonzalez	L - University of NC - Neg P7 Emma Maple	W - Ohio Universit MP - AFF AQ1 Dan Moss	W - Whitworth Univ LH - Neg AR1 Ken Troyer	W - Mizzou WS - AFF U4 Melissa Benton	<b>4-1</b> 194	<b>4th</b>
Joshua Hardesty	38.00	39.00	40.00	38.00	39.00	194.00	5th

<b>Marshall Unive MW</b> Marshall University	W - Whitworth Univ LH - Neg H1 Cayden Harman	L - Truman State U CS - AFF G1 Alexis Hughes	W - Whitworth Univ AC - AFF AN3 Cody Sanders	L - UCSD CJ - Neg V3 Hannah Farnsworth	W - University of NC - Neg AB16 Leigh Cummins	<b>3-2</b> 192	<b>17th</b>
Mason Wheeler	40.00	36.00	37.00	39.00	40.00	192.00	7th
<b>Missouri Valle JS</b> Missouri Valley College	W - California Sta SM - AFF AU1 Clint Wooderson	W - Simpson Colleg KG - Neg Y3 Jazlyn Khan	W - Mizzou WS - AFF AQ2 Timothy Betts	W - Sterling Colle DB - Neg BA2 Dave Worthington	W - Cedarville Uni CR - Neg AJ3 Nicolas Hrechko	<b>5-0</b> 192	<b>1st</b>
Joy Self	39.00	37.00	39.00	39.00	38.00	192.00	6th
<b>Missouri Valle RA</b> Missouri Valley College	L - Sterling Colle DB - Neg BB3 Jonathan Gonzalez	L - Whitworth Univ LH - AFF S1 Christopher Jackson	W - University of CR - Neg J2 Samera Fearn	W - Webster Univer EV - AFF BL1 Andrea Carlile	L - University of LF - Neg B13 Ama Quansah	<b>2-3</b> 180	<b>48th</b>
Royce Adeniken	37.00	34.00	33.00	39.00	37.00	180.00	47th
<b>Mizzou CM</b> Mizzou	W - Butler Univer AA - Neg N1 Dominique deSeriere	W - Boise State Un CB - AFF U5 Jason Roach	L - Simpson Colleg EK - AFF AF2 Anastasia Tejada	W - Otterbein Univ SN - Neg O14 Luke Yeates	W - Whitworth Univ MD - AFF AF4 Brandon Reynolds	<b>4-1</b> 190	<b>5th</b>
Corbin Moyer	39.00	39.00	39.00	35.00	38.00	190.00	8th
<b>Mizzou FD</b> Mizzou	W - UCSD RD - AFF BA1 Susan Millsap	W - Kansas City KS LT - Neg S1 Christopher Jackson	W - Idaho State Un CB - Neg U6 Tom Serfass	L - Whitworth Univ SM - AFF BC12 Brian Feng	L - Ohio Universit SS - Neg V2 Brianna Malden-Gould	<b>3-2</b> 181	<b>29th</b>
Foster Dunlap	33.00	38.00	39.00	36.00	35.00	181.00	39th
<b>Mizzou MF</b> Mizzou	W - Simpson Colleg KG - AFF AE1 Shannon Parker	W - Louisiana Stat EC - Neg AP2 Michael Shirzadian	W - Whitworth Univ MD2 - AFF AY4 Iris Vermillion	W - Simpson Colleg EK - Neg BL1 Andrea Carlile	L - University of CS - AFF G1 Alexis Hughes	<b>4-1</b> 181	<b>14th</b>
Matteo Francis	34.00	38.00	34.00	39.00	36.00	181.00	44th
<b>Mizzou WS</b> Mizzou	W - UC Santa Barba JN - AFF AT1 justin durbin	W - Ohio Universit AB - Neg AJ3 Nicolas Hrechko	L - Missouri Valle JS - Neg AQ2 Timothy Betts	W - Idaho State Un CB - AFF BI2 Pampa Sarker	L - Marshall Unive JH - Neg U4 Melissa Benton	<b>3-2</b> 195	<b>15th</b>
Will Sapp	38.00	39.00	38.00	40.00	40.00	195.00	3rd
<b>Newberry Colle WL</b> Newberry College	L - Texas Tech Red MT - Neg A1 Jordan Douglas Smith	L - Whitworth Univ MD - AFF K4 Austin Sopko	W - Butler Univer SG - AFF BC6 Milos Vuskovic	L - Whitworth Univ AC - Neg BA2 Dave Worthington	L - University of CR - AFF AJ3 Nicolas Hrechko	<b>1-4</b> 169	<b>67th</b>
Wilfredo Lopez-perez	30.00	35.00	37.00	34.00	33.00	169.00	65th
<b>North Central AM</b> North Central College	L - Idaho State Un CB - AFF S1 Christopher Jackson	L - Southwest Bapt CH - Neg AY4 Iris Vermillion	W - Butler Univer AA - Neg U6 Tom Serfass	L - Truman State U CS - AFF B1 Morgan LeBleu	W - Whitworth Univ KS - Neg AX1 Donovan Finan	<b>2-3</b> 183	<b>42nd</b>
Aidan McGuire	36.00	37.00	37.00	39.00	34.00	183.00	32nd
<b>Ohio Universit AB</b> Ohio University	W - Simpson Colleg KM - Neg J1 Manny Reyes	L - Mizzou WS - AFF AJ3 Nicolas Hrechko	L - University of KF - AFF U5 Jason Roach	W - Boise State Un CM - Neg AX1 Donovan Finan	W - Texas Christia GL - AFF V3 Hannah Farnsworth	<b>3-2</b> 178	<b>36th</b>
Abe Bisignano	34.00	39.00	34.00	31.00	40.00	178.00	55th
<b>Ohio Universit MP</b> Ohio University	W - Weber State Fo EP - Neg T3 Zoraya Kai	L - LSU-Shreveport MM - AFF P7 Emma Maple	L - Marshall Unive JH - Neg AQ1 Dan Moss	W - Idaho State Un LC - AFF BI2 Pampa Sarker	L - Boise State Un CB - AFF J1 Manny Reyes	<b>2-3</b> 196	<b>37th</b>
Maddy Purcell	39.00	38.00	40.00	40.00	39.00	196.00	1st
<b>Ohio Universit SF</b> Ohio University	W - Truman State U CS - Neg A1 Jordan Douglas Smith	W - UCSD SA - AFF AY4 Iris Vermillion	W - UCSD JL - Neg AQ1 Dan Moss	W - Southwest Bapt CH - AFF V3 Hannah Farnsworth	W - Whitworth Univ SM - Neg AF4 Brandon Reynolds	<b>5-0</b> 189	<b>2nd</b>
Samantha Fanger	36.00	40.00	38.00	40.00	35.00	189.00	11th
<b>Ohio Universit SS</b> Ohio University	L - Whitworth Univ SM - Neg N1 Dominique deSeriere	W - Butler Univer SG - AFF AX1 Donovan Finan	W - UC Santa Barba JN - AFF AY4 Iris Vermillion	W - University of KF - Neg O14 Luke Yeates	W - Mizzou FD - AFF V2 Brianna Malden-Gould	<b>4-1</b> 185	<b>9th</b>
Savanah Stachler	37.00	35.00	38.00	38.00	37.00	185.00	22nd
<b>Ottawa Univer EB</b> Ottawa University	W - Colorado Chris JC - AFF AJ3 Nicolas Hrechko	W - University of LF - Neg AN1 Ryan Corso-Gonzales	L - Southwest Bapt CH - Neg AX1 Donovan Finan	W - University of NC - AFF J2 Samera Fearn	W - Whitworth Univ MD2 - Neg G1 Alexis Hughes	<b>4-1</b> 182	<b>13th</b>
Eli Burtrum	40.00	36.00	32.00	35.00	39.00	182.00	33rd
<b>Otterbein Univ SN</b> Otterbein Univ.	W - Texas Christia GL - Neg AJ3 Nicolas Hrechko	L - Sterling Colle DB - Neg U5 Jason Roach	W - Texas Tech Red MT - Neg H1 Cayden Harman	L - Mizzou CM - AFF O14 Luke Yeates	L - LSU-Shreveport MM - AFF AB5 Parker Hopkins	<b>2-3</b> 176	<b>55th</b>
Shuab Nur	36.00	34.00	34.00	34.00	38.00	176.00	64th
<b>Simpson Colleg EK</b> Simpson College	W - Truman State U LW - AFF AS1 Richard Besel	W - Transylvania U AQ - Neg C11 Elis Fricker	W - Mizzou CM - Neg AF2 Anastasia Tejada	L - Mizzou MF - AFF BL1 Andrea Carlile	W - Louisiana Stat LT - Neg P2 Rylee Walter	<b>4-1</b> 195	<b>3rd</b>
Edward Kent	39.00	40.00	40.00	38.00	38.00	195.00	2nd
<b>Simpson Colleg GB</b> Simpson College	L - Louisiana Stat LT - AFF B1 Morgan LeBleu	W - Idaho State Un LC - Neg G1 Alexis Hughes	L - UC-Cumberlands BC - Neg AJ3 Nicolas Hrechko	L - Texas Christia GL - AFF AE1 Shannon Parker	W - Butler Univer AA - AFF AG2 Natalie Mishne	<b>2-3</b> 181	<b>46th</b>
Garrett Bond	39.00	36.00	33.00	34.00	39.00	181.00	41st
<b>Simpson Colleg KG</b> Simpson College	L - Mizzou MF - Neg AE1 Shannon Parker	L - Missouri Valle JS - AFF Y3 Jazlyn Khan	<b>BYE</b>	L - Boise State Un CB - AFF L9 Riley Alderman	L - California Sta KA - Neg J2 Samera Fearn	<b>1-4</b> 166.25	<b>68th</b>
Kyler Griffis	32.00	34.00	33.25	35.00	32.00	166.25	67th
<b>Simpson Colleg KM</b> Simpson College	L - Ohio Universit AB - AFF J1 Manny Reyes	W - UCSD CJ - Neg BB3 Jonathan Gonzalez	W - University of LF - AFF AB35 Mohammad Galib	L - Boise State Un JM - Neg AX1 Donovan Finan	W - Idaho State Un CB - AFF AD2 Kristi Scholten	<b>3-2</b> 180	<b>26th</b>
Kennedy Moore	32.00	38.00	38.00	34.00	38.00	180.00	35th
<b>Southwest Bapt CH</b> Southwest Baptist U	W - Whitworth Univ AC - Neg AS1 Richard Besel	W - North Central AM - AFF AY4 Iris Vermillion	W - Ottawa Univer EB - AFF AX1 Donovan Finan	L - Ohio Universit SF - Neg V3 Hannah Farnsworth	W - UCSD SA - AFF P6 Michael Ingram	<b>4-1</b> 184	<b>11th</b>
Chandler Hathcock	37.00	39.00	33.00	39.00	36.00	184.00	24th
<b>Sterling Colle DB</b> Sterling College	W - Missouri Valle RA - AFF BB3 Jonathan Gonzalez	W - Otterbein Univ SN - Neg U5 Jason Roach	W - Whitworth Univ MD - Neg AX1 Donovan Finan	L - Missouri Valle JS - AFF BA2 Dave Worthington	L - UCSD CJ - AFF J2 Samera Fearn	<b>3-2</b> 186	<b>22nd</b>
Davi Brooks	38.00	39.00	36.00	38.00	35.00	186.00	21st
<b>Texas Christia GL</b> Texas Christian University	L - Otterbein Univ SN - AFF AJ3 Nicolas Hrechko	W - California Sta KA - Neg B1 Morgan LeBleu	L - Boise State Un JM - AFF AY3 Hayden Etter	W - Simpson Colleg GB - Neg AE1 Shannon Parker	L - Ohio Universit AB - Neg V3 Hannah Farnsworth	<b>2-3</b> 176	<b>51st</b>
Gabriella Longoria	32.00	40.00	36.00	29.00	39.00	176.00	57th
<b>Texas Christia MH</b> Texas Christian University	L - UC-Cumberlands BC - Neg AE1 Shannon Parker	L - Boise State Un JM - AFF AU1 Clint Wooderson	L - UC-Cumberlands BM - AFF AO7 Scott Krueger	L - Butler Univer SG - Neg B1 Morgan LeBleu	W - Idaho State Un LC - AFF P2 Rylee Walter	<b>1-4</b> 177	<b>65th</b>

Mason Hatfield	36.00	32.00	36.00	39.00	34.00	177.00	62nd
<b>Texas Tech Red MT</b> Texas Tech Red Raiders	<b>W</b> - Newberry Colle WL - AFF A1 Jordan Douglas Smith	<b>L</b> - Whitworth Univ MD2 - Neg O15 Edson Valdisimo	<b>L</b> - Otterbein Univ SN - AFF H1 Cayden Harman	<b>W</b> - California Sta SM - Neg AP2 Michael Shirzadian	<b>L</b> - LSU-Shreveport KS - Neg V3 Hannah Farnsworth	<b>2-3</b> 175	<b>52nd</b>
Maria Trujillo	35.00	36.00	29.00	36.00	39.00	175.00	58th
<b>Transylvania U AQ</b> Transylvania University	<b>W</b> - Butler Univers SG - Neg AB31 Anjan Roy	<b>L</b> - Simpson Colleg EK - AFF C11 Elis Fricker	<b>W</b> - LSU-Shreveport JF - Neg A1 Jordan Douglas Smith	<b>W</b> - UC-Cumberlands BC - AFF P3 Lori Welch	<b>W</b> - Boise State Un JM - Neg BC7 AJ Edwards	<b>4-1</b> 185	<b>9th</b>
Anna Marasco Quibrera	37.00	39.00	34.00	36.00	39.00	185.00	23rd
<b>Truman State U CS</b> Truman State University	<b>L</b> - Ohio Universit SF - AFF A1 Jordan Douglas Smith	<b>W</b> - Marshall Unive MW - Neg G1 Alexis Hughes	<b>L</b> - Whitworth Univ LH - AFF J2 Samera Fearn	<b>W</b> - North Central AM - Neg B1 Morgan LeBleu	<b>L</b> - Whitworth Univ AC - AFF V2 Brianna Malden-Gould	<b>2-3</b> 180	<b>49th</b>
Cooper Spacil	35.00	38.00	33.00	40.00	34.00	180.00	51st
<b>Truman State U EB</b> Truman State University	<b>L</b> - Kansas City KS GB - Neg T3 Zoraya Kai	<b>L</b> - LSU-Shreveport JF - AFF O15 Edson Valdisimo	<b>L</b> - Kansas City KS LT - Neg AB35 Mohammad Galib	<b>L</b> - University of CR - AFF AP2 Michael Shirzadian	<b>W</b> - Colorado Chris JC - AFF AD2 Kristi Scholten	<b>1-4</b> 185	<b>60th</b>
Emmett Beeson	37.00	38.00	35.00	35.00	40.00	185.00	30th
<b>Truman State U ER</b> Truman State University	<b>W</b> - Whitworth Univ KS - Neg AP2 Michael Shirzadian	<b>W</b> - Kansas City KS GB - AFF A33 Nicolas Hrechko	<b>W</b> - University of CS - Neg J1 Manny Reyes	<b>L</b> - Cedarville Uni CR - AFF J2 Samera Fearn	<b>L</b> - Weber State Fo EP - AFF BC7 AJ Edwards	<b>3-2</b> 178	<b>34th</b>
Eric Rotert	36.00	38.00	33.00	33.00	38.00	178.00	54th
<b>Truman State U LW</b> Truman State University	<b>L</b> - Simpson Colleg EK - Neg AS1 Richard Besel	<b>W</b> - UC-Cumberlands BC - AFF B1 Morgan LeBleu	<b>W</b> - Idaho State Un MD - Neg AN3 Cody Sanders	<b>L</b> - Whitworth Univ MD - AFF L9 Riley Alderman	<b>W</b> - LSU-Shreveport JF - Neg P3 Lori Welch	<b>3-2</b> 186	<b>24th</b>
Lauren Weiss	36.00	40.00	36.00	39.00	35.00	186.00	27th
<b>UC Santa Barba JN</b> UC Santa Barbara Forensics	<b>L</b> - Mizzou WS - Neg AT1 Justin Durbin	<b>W</b> - Weber State Fo EP - AFF AU1 Clint Wooderson	<b>L</b> - Ohio Universit SS - Neg AY4 Iris Vermillion	<b>L</b> - Kansas City KS LT - AFF BC12 Brian Feng	<b>W</b> - UC-Cumberlands BM - Neg AG2 Natalie Mishne	<b>2-3</b> 181	<b>47th</b>
Jaden Nakamura	37.00	35.00	35.00	36.00	38.00	181.00	46th
<b>UC-Cumberlands BC</b> UC-Cumberlands	<b>W</b> - Texas Christia MH - AFF AE1 Shannon Parker	<b>L</b> - Truman State U LW - Neg B1 Morgan LeBleu	<b>W</b> - Simpson Colleg GB - AFF A33 Nicolas Hrechko	<b>L</b> - Transylvania U AQ - Neg P3 Lori Welch	<b>W</b> - Kansas City KS LT - Neg AX1 Donovan Finan	<b>3-2</b> 183	<b>28th</b>
Brian Culver	37.00	39.00	37.00	35.00	35.00	183.00	38th
<b>UC-Cumberlands BM</b> UC-Cumberlands	<b>L</b> - Marshall Unive JH - Neg BB3 Jonathan Gonzalez	<b>L</b> - University of KF - AFF AP1 Dennis Taylor	<b>W</b> - Texas Christia MH - Neg AO7 Scott Krueger	<b>L</b> - Weber State Fo EP - AFF AB35 Mohammad Galib	<b>L</b> - UC Santa Barba JN - AFF AG2 Natalie Mishne	<b>1-4</b> 175	<b>66th</b>
Brianna Merryfield	36.00	32.00	37.00	35.00	35.00	175.00	63rd
<b>UCSD CJ</b> UCSD	<b>W</b> - University of KF - Neg AP2 Michael Shirzadian	<b>L</b> - Simpson Colleg KM - AFF BB3 Jonathan Gonzalez	<b>W</b> - California Sta SM - Neg AO7 Scott Krueger	<b>W</b> - Marshall Unive MW - AFF V3 Hannah Farnsworth	<b>W</b> - Sterling Colle DB - Neg J2 Samera Fearn	<b>4-1</b> 188	<b>7th</b>
Caroline Jethmal	37.00	37.00	40.00	40.00	34.00	188.00	14th
<b>UCSD JL</b> UCSD	<b>W</b> - University of CR - AFF BA2 Dave Worthington	<b>W</b> - Boise State Un CM - Neg Y3 Jazlyn Khan	<b>L</b> - Ohio Universit SF - AFF AQ1 Dan Moss	<b>L</b> - Whitworth Univ MD2 - Neg BB3 Jonathan Gonzalez	<b>W</b> - LSU-Shreveport LG - AFF BA1 Susan Millsap	<b>3-2</b> 186	<b>20th</b>
Jasmine Lu	38.00	38.00	37.00	38.00	35.00	186.00	19th
<b>UCSD RD</b> UCSD	<b>L</b> - Mizzou FD - Neg BA1 Susan Millsap	<b>L</b> - Whitworth Univ SM - AFF K4 Austin Sopko	<b>W</b> - Idaho State Un LC - Neg AJ2 Ephraim Mensah	<b>L</b> - LSU-Shreveport LG - AFF AE1 Shannon Parker	<b>W</b> - Louisiana Stat EC - Neg B13 Ama Quansah	<b>2-3</b> 167	<b>56th</b>
Remy Dupart	31.00	28.00	37.00	32.00	39.00	167.00	66th
<b>UCSD SA</b> UCSD	<b>W</b> - California Sta KA - AFF P7 Emma Maple	<b>L</b> - Ohio Universit SF - Neg AY4 Iris Vermillion	<b>W</b> - Boise State Un CB - Neg AF2 Anastasia Tejada	<b>W</b> - LSU-Shreveport KS - AFF AP1 Dennis Taylor	<b>L</b> - Southwest Bapt CH - Neg P6 Michael Ingram	<b>3-2</b> 184	<b>23rd</b>
Sarisha Agarwala	38.00	39.00	37.00	37.00	33.00	184.00	25th
<b>University of CR</b> University of Central Missouri	<b>L</b> - UCSD JL - Neg BA2 Dave Worthington	<b>L</b> - University of CS - AFF B15 Scott Thomson	<b>L</b> - Missouri Valle RA - AFF J2 Samera Fearn	<b>W</b> - Truman State U EB - Neg AP2 Michael Shirzadian	<b>W</b> - Newberry Colle WL - Neg AJ3 Nicolas Hrechko	<b>2-3</b> 177	<b>54th</b>
Carolyn Rodarte	34.00	36.00	32.00	36.00	39.00	177.00	61st
<b>University of CS</b> University of Montana Debate&Speech	<b>W</b> - Idaho State Un MD - AFF AT1 Justin Durbin	<b>W</b> - University of CR - Neg B15 Scott Thomson	<b>L</b> - Truman State U ER - AFF J1 Manny Reyes	<b>BYE</b>	<b>W</b> - Mizzou MF - Neg G1 Alexis Hughes	<b>4-1</b> 181.25	<b>12th</b>
Colby Suko-Clark	37.00	37.00	32.00	36.25	39.00	181.25	29th
<b>University of KF</b> University of Montana Debate&Speech	<b>L</b> - UCSD CJ - AFF AP2 Michael Shirzadian	<b>W</b> - UC-Cumberlands BM - Neg AP1 Dennis Taylor	<b>W</b> - Ohio Universit AB - Neg U5 Jason Roach	<b>L</b> - Ohio Universit SS - AFF O14 Luke Yeates	<b>L</b> - Whitworth Univ LH - Neg U4 Melissa Benton	<b>2-3</b> 178	<b>50th</b>
Kevin Fortin	35.00	38.00	39.00	32.00	34.00	178.00	56th
<b>University of LF</b> University of Central Missouri	<b>W</b> - LSU-Shreveport MM - Neg H1 Cayden Harman	<b>L</b> - Ottawa Univers EB - AFF AN1 Ryan Corso-Gonzales	<b>L</b> - Simpson Colleg KM - Neg AB35 Mohammad Galib	<b>W</b> - Idaho State Un MD - AFF AQ1 Dan Moss	<b>W</b> - Missouri Valle RA - AFF B13 Ama Quansah	<b>3-2</b> 181	<b>33rd</b>
Luke Fitzsimmons	35.00	35.00	36.00	36.00	39.00	181.00	50th
<b>University of NC</b> University of Central Florida	<b>L</b> - Cedarville Uni CR - Neg B1 Morgan LeBleu	<b>W</b> - Marshall Unive JH - AFF P7 Emma Maple	<b>W</b> - Boise State Un CM - AFF J1 Manny Reyes	<b>L</b> - Ottawa Univers EB - Neg J2 Samera Fearn	<b>L</b> - Marshall Unive MW - AFF AB16 Leigh Cummins	<b>2-3</b> 189	<b>38th</b>
Nghi Chau	39.00	39.00	38.00	34.00	39.00	189.00	9th
<b>Weber State Fo EP</b> Weber State Forensics	<b>L</b> - Ohio Universit MP - AFF T3 Zoraya Kai	<b>L</b> - UC Santa Barba JN - Neg AU1 Clint Wooderson	<b>W</b> - California Sta KA - AFF AJ3 Nicolas Hrechko	<b>W</b> - UC-Cumberlands BM - Neg AB35 Mohammad Galib	<b>W</b> - Truman State U ER - Neg BC7 AJ Edwards	<b>3-2</b> 186	<b>20th</b>
Emma Parkin	37.00	38.00	38.00	38.00	39.00	186.00	20th
<b>Webster Univer EV</b> Webster University	<b>L</b> - Winona State U RR - AFF BC12 Brian Feng	<b>L</b> - Louisiana Stat LT - Neg C11 Elis Fricker	<b>W</b> - Whitworth Univ KS - AFF AY3 Hayden Etter	<b>L</b> - Missouri Valle RA - Neg BL1 Andrea Carille	<b>W</b> - Boise State Un CM - Neg AB5 Parker Hopkins	<b>2-3</b> 187	<b>39th</b>
Evana Vrhovac	34.00	39.00	38.00	38.00	38.00	187.00	15th
<b>Whitworth Univ AC</b> Whitworth University	<b>L</b> - Southwest Bapt CH - AFF AS1 Richard Besel	<b>W</b> - Colorado Chris JC - Neg AQ1 Dan Moss	<b>L</b> - Marshall Unive MW - Neg AN3 Cody Sanders	<b>W</b> - Newberry Colle WL - AFF BA2 Dave Worthington	<b>W</b> - Truman State U CS - Neg V2 Brianna Malden-Gould	<b>3-2</b> 185	<b>27th</b>
Alicia Cooper	36.00	40.00	37.00	36.00	36.00	185.00	37th
<b>Whitworth Univ KS</b> Whitworth University	<b>L</b> - Truman State U ER - AFF AP2 Michael Shirzadian	<b>L</b> - Idaho State Un MD - Neg BB3 Jonathan Gonzalez	<b>L</b> - Webster Univer EV - Neg AY3 Hayden Etter	<b>BYE</b>	<b>L</b> - North Central AM - AFF AX1 Donovan Finan	<b>1-4</b> 177.5	<b>62nd</b>
Kyla Shodahl	35.00	37.00	37.00	35.50	32.00	177.50	49th
<b>Whitworth Univ LH</b> Whitworth University	<b>L</b> - Marshall Unive MW - AFF	<b>W</b> - Missouri Valle RA - Neg	<b>W</b> - Truman State U CS - Neg	<b>L</b> - Marshall Unive JH - AFF	<b>W</b> - University of KF - AFF U4 Melissa Benton	<b>3-2</b> 178	<b>34th</b>

	H1 Cayden Harman	S1 Christopher Jackson	J2 Samera Fearn	AR1 Ken Troyer			
Landon Hicks	36.00	36.00	34.00	37.00	35.00	178.00	53rd
<b>Whitworth Univ MD</b> Whitworth University	<b>W</b> - LSU-Shreveport LG - AFF AB31 Anjan Roy	<b>W</b> - Newberry Colle WL - Neg K4 Austin Sopko	<b>L</b> - Sterling Colle DB - AFF AX1 Donovan Finan	<b>W</b> - Truman State U LW - Neg L9 Riley Alderman	<b>L</b> - Mizzou CM - Neg AF4 Brandon Reynolds	<b>3-2</b> 187	<b>19th</b>
Mayumi DeGuzman	39.00	39.00	34.00	40.00	35.00	187.00	17th
<b>Whitworth Univ MD2</b> Whitworth University	<b>W</b> - Boise State Un JM - Neg BA1 Susan Millsap	<b>W</b> - Texas Tech Red MT - AFF O15 Edson Valdisimo	<b>L</b> - Mizzou MF - Neg AY4 Iris Vermillion	<b>W</b> - UCSD JL - AFF BB3 Jonathan Gonzalez	<b>L</b> - Ottawa Univers EB - AFF G1 Alexis Hughes	<b>3-2</b> 181	<b>32nd</b>
Madalyn Dotson	35.00	38.00	36.00	35.00	37.00	181.00	45th
<b>Whitworth Univ SM</b> Whitworth University	<b>W</b> - Ohio Universit SS - AFF N1 Dominique deSeriere	<b>W</b> - UCSD RD - Neg K4 Austin Sopko	<b>W</b> - Winona State U RR - AFF BC6 Milos Vuskovic	<b>W</b> - Mizzou FD - Neg BC12 Brian Feng	<b>L</b> - Ohio Universit SF - AFF AF4 Brandon Reynolds	<b>4-1</b> 186	<b>8th</b>
Sophie Moore	39.00	36.00	40.00	38.00	33.00	186.00	18th
<b>Winona State U RR</b> Winona State University	<b>W</b> - Webster Univer EV - Neg BC12 Brian Feng	<b>W</b> - LSU-Shreveport KS - AFF AP2 Michael Shirzadian	<b>L</b> - Whitworth Univ SM - Neg BC6 Milos Vuskovic	<b>FORFEIT</b>		<b>2-2</b> 114	<b>58th</b>
River Repinski	38.00	37.00	39.00			114.00	70th

This tournament is being run using SpeechWire Tournament Services software - www.SpeechWire.com.  
© 2004-2026 Ben Stewart - All Rights Reserved. SpeechWire version 4.22.000.

**Pi Kappa Delta Biennial 2026  
Lincoln Douglas Debate**

Competitor	Round 1	Round 2	Round 3	Round 4	Round 5	Totals	Results
<b>Kansas City KS GB</b> Kansas City KS Community College	L - UCSD SY - AFF B11 Scott Thomson	W - Texas Tech Red CP - Neg D1 Lauren Woodall	L - UCSD LT - Neg BG3 Ransford Assante	W - Louisiana Stat EC - AFF AB24 Mukesh Khati	W - Texas Tech Red DA - AFF AB30 Anjan Roy	<b>3-2</b> 137	<b>13th</b>
Grace Bell	27.00	29.00	28.00	25.00	28.00	137.00	19th
<b>Kansas City KS QL</b> Kansas City KS Community College	W - Missouri State LB - AFF K3 Lars Wagener	W - University of SA - Neg AB30 Anjan Roy	W - Texas Tech Red CP - Neg BG1 Md Ragib Rahman	L - Missouri State LD - AFF B14 Pampa Sarker	W - Missouri State EM - AFF D1 Lauren Woodall	<b>4-1</b> 142	<b>3rd</b>
Quinn Largent	29.00	25.00	30.00	29.00	29.00	142.00	8th
<b>Lewis &amp; Clark IF</b> Lewis & Clark College	L - Missouri State LD - Neg D1 Lauren Woodall	W - University of KB - AFF B14 Pampa Sarker	W - Texas Tech Red BS - Neg AB30 Anjan Roy	W - University of SA - AFF AB9 Farhana Akter	L - Louisiana Stat CS - AFF K3 Lars Wagener	<b>3-2</b> 144	<b>7th</b>
Ivy Ferdowsian	28.00	30.00	29.00	30.00	30.00	144.00	2nd
<b>Louisiana Stat CS</b> Louisiana State University	<b>BYE</b>	W - Missouri State SH - AFF D2 Scott Elliott	L - Missouri State LD - Neg BF2 Jonathan Conway	W - Missouri State LB - AFF T4 Evan Grisham	W - Lewis & Clark IF - Neg K3 Lars Wagener	<b>4-1</b> 143.75	<b>4th</b>
Cade Savoy	28.75	28.00	30.00	29.00	28.00	143.75	3rd
<b>Louisiana Stat EC</b> Louisiana State University	L - Missouri State ES - AFF AB9 Farhana Akter	L - UCSD SY - Neg BG4 Florence Addai	L - Missouri State LB - Neg D2 Scott Elliott	L - Kansas City KS GB - Neg AB24 Mukesh Khati	W - University of SA - AFF BG3 Ransford Assante	<b>1-4</b> 126	<b>27th</b>
Ella Coco	23.00	28.00	27.00	20.00	28.00	126.00	26th
<b>Louisiana Stat ST</b> Louisiana State University	L - Texas Tech Red BS - Neg BF2 Jonathan Conway	L - Mizzou FD - AFF AB9 Farhana Akter	L - University of SA - Neg BC11 Keith Milstead	W - Texas Tech Red CP - AFF D2 Scott Elliott	W - UCSD TB - Neg B14 Pampa Sarker	<b>2-3</b> 135	<b>20th</b>
Sam Theriot	26.00	24.00	29.00	26.00	30.00	135.00	22nd
<b>Missouri State EM</b> Missouri State University	W - Texas Tech Red DA - Neg AB17 Blessing Nlmedim	W - University of JS - AFF AB3 Charlotte Suck	W - University of JR - AFF AB24 Mukesh Khati	W - Truman State U AB - Neg AF1 Brandon Reynolds	L - Kansas City KS QL - Neg D1 Lauren Woodall	<b>4-1</b> 141	<b>6th</b>
Evan McSorley	30.00	28.00	27.00	29.00	27.00	141.00	11th
<b>Missouri State ES</b> Missouri State University	W - Louisiana Stat EC - Neg AB9 Farhana Akter	<b>BYE</b>	W - Mizzou FD - AFF AB17 Blessing Nlmedim	W - UCSD LT - AFF BF2 Jonathan Conway	W - UCSD SY - Neg X1 Darren Elliott	<b>5-0</b> 145	<b>1st</b>
Evan Siever	28.00	29.00	30.00	28.00	30.00	145.00	1st
<b>Missouri State GC</b> Missouri State University	L - Mizzou FD - Neg AB3 Charlotte Suck	<b>BYE</b>	W - UCSD TB - AFF T4 Evan Grisham	L - University of JR - Neg B11 Scott Thomson	W - University of KB - AFF BC9 Carter Castillo	<b>3-2</b> 142.5	<b>8th</b>
Gary Cowdrey-Mota	27.00	28.50	29.00	28.00	30.00	142.50	6th
<b>Missouri State LB</b> Missouri State University	L - Kansas City KS QL - Neg K3 Lars Wagener	L - Missouri Valle JS - AFF AB17 Blessing Nlmedim	W - Louisiana Stat EC - AFF D2 Scott Elliott	L - Louisiana Stat CS - Neg T4 Evan Grisham	L - Texas Tech Red CP - Neg AB24 Mukesh Khati	<b>1-4</b> 137	<b>24th</b>
Liv Busenhart	26.00	27.00	28.00	29.00	27.00	137.00	18th
<b>Missouri State LD</b> Missouri State University	W - Lewis & Clark IF - AFF D1 Lauren Woodall	W - Truman State U AB - Neg BC11 Keith Milstead	W - Louisiana Stat CS - AFF BF2 Jonathan Conway	W - Kansas City KS QL - Neg B14 Pampa Sarker	W - Mizzou FD - AFF AF1 Brandon Reynolds	<b>5-0</b> 143	<b>2nd</b>
Levi DeAngelis	29.00	28.00	30.00	30.00	26.00	143.00	5th
<b>Missouri State SH</b> Missouri State University	W - University of SA - AFF BC9 Carter Castillo	L - Louisiana Stat CS - Neg D2 Scott Elliott	W - Mizzou MF - Neg AB35 Mohammad Galib	W - UCSD SY - AFF AB17 Blessing Nlmedim	L - University of JR - Neg BC11 Keith Milstead	<b>3-2</b> 142	<b>10th</b>
Shelby Hahn	30.00	27.00	28.00	27.00	30.00	142.00	7th
<b>Missouri Valle JS</b> Missouri Valley College	L - Truman State U AJ - AFF T4 Evan Grisham	W - Missouri State LB - Neg AB17 Blessing Nlmedim	L - Truman State U AB - AFF D1 Lauren Woodall	L - University of KB - Neg BG3 Ransford Assante	W - Texas Tech Red BS - AFF D2 Scott Elliott	<b>2-3</b> 139	<b>19th</b>
Joy Self	28.00	30.00	27.00	27.00	27.00	139.00	14th
<b>Mizzou FD</b> Mizzou	W - Missouri State GC - AFF AB3 Charlotte Suck	W - Louisiana Stat ST - Neg AB9 Farhana Akter	L - Missouri State ES - Neg AB17 Blessing Nlmedim	W - Texas Tech Red BS - AFF BC11 Keith Milstead	L - Missouri State LD - Neg AF1 Brandon Reynolds	<b>3-2</b> 140	<b>11th</b>
Foster Dunlap	28.00	28.00	28.00	28.00	28.00	140.00	10th
<b>Mizzou MF</b> Mizzou	L - University of JR - Neg B14 Pampa Sarker	W - Texas Tech Red DA - AFF BC9 Carter Castillo	L - Missouri State SH - AFF AB35 Mohammad Galib	W - Truman State U AJ - Neg AB30 Anjan Roy	L - Truman State U AB - Neg AB17 Blessing Nlmedim	<b>2-3</b> 138	<b>17th</b>
Matteo Francis	28.00	30.00	26.00	29.00	25.00	138.00	17th
<b>Texas Tech Red BS</b> Texas Tech Red Raiders	W - Louisiana Stat ST - AFF BF2 Jonathan Conway	L - Truman State U AJ - Neg X1 Darren Elliott	L - Lewis & Clark IF - AFF AB30 Anjan Roy	L - Mizzou FD - Neg BC11 Keith Milstead	L - Missouri Valle JS - Neg D2 Scott Elliott	<b>1-4</b> 138	<b>22nd</b>
Berkeley Sizemore	30.00	28.00	28.00	27.00	25.00	138.00	16th
<b>Texas Tech Red CP</b> Texas Tech Red Raiders	W - University of KB - Neg BC11 Keith Milstead	L - Kansas City KS GB - AFF D1 Lauren Woodall	L - Kansas City KS QL - AFF BG1 Md Ragib Rahman	L - Louisiana Stat ST - Neg D2 Scott Elliott	W - Missouri State LB - AFF AB24 Mukesh Khati	<b>2-3</b> 138	<b>16th</b>
Carson Posey	28.00	28.00	29.00	24.00	29.00	138.00	15th
<b>Texas Tech Red DA</b> Texas Tech Red Raiders	L - Missouri State EM - AFF AB17 Blessing Nlmedim	L - Mizzou MF - Neg BC9 Carter Castillo	<b>BYE</b>	W - University of JS - AFF K3 Lars Wagener	L - Kansas City KS GB - Neg AB30 Anjan Roy	<b>2-3</b> 131.25	<b>21st</b>
Diego Aguilar	28.00	26.00	26.25	24.00	27.00	131.25	24th
<b>Truman State U AB</b> Truman State University	W - UCSD TB - Neg X1 Darren Elliott	L - Missouri State LD - AFF BC11 Keith Milstead	W - Missouri Valle JS - Neg D1 Lauren Woodall	L - Missouri State EM - AFF AF1 Brandon Reynolds	W - Mizzou MF - AFF AB17 Blessing Nlmedim	<b>3-2</b> 143	<b>9th</b>
Aiden Breesawitz	28.00	30.00	28.00	28.00	29.00	143.00	4th
<b>Truman State U AJ</b> Truman State University	W - Missouri Valle JS - Neg T4 Evan Grisham	W - Texas Tech Red BS - AFF X1 Darren Elliott	L - UCSD SY - Neg AB3 Charlotte Suck	L - Mizzou MF - AFF AB30 Anjan Roy	W - UCSD LT - Neg AB9 Farhana Akter	<b>3-2</b> 139	<b>12th</b>
Adli Jacobs	28.00	28.00	27.00	28.00	28.00	139.00	12th
<b>UCSD LT</b> UCSD	W - University of JS - Neg AB30 Anjan Roy	L - University of JR - AFF T4 Evan Grisham	W - Kansas City KS GB - AFF BG3 Ransford Assante	L - Missouri State ES - Neg BF2 Jonathan Conway	L - Truman State U AJ - AFF AB9 Farhana Akter	<b>2-3</b> 137	<b>18th</b>
Lillian Theis	29.00	27.00	29.00	27.00	25.00	137.00	20th

<b>UCSD SY UCSD</b>	<b>W</b> - Kansas City KS GB - Neg B11 Scott Thomson	<b>W</b> - Louisiana Stat EC - AFF BG4 Florence Addai	<b>W</b> - Truman State U AJ - AFF AB3 Charlotte Sucki	<b>L</b> - Missouri State SH - Neg AB17 Blessing Nlmedim	<b>L</b> - Missouri State ES - AFF X1 Darren Elliott	<b>3-2</b> 136	<b>14th</b>
Stephanie Yeh	27.00	29.00	27.00	25.00	28.00	136.00	21st
<b>UCSD TB UCSD</b>	<b>L</b> - Truman State U AB - AFF X1 Darren Elliott	<b>FORFEIT</b>	<b>L</b> - Missouri State GC - Neg T4 Evan Grisham	<b>BYE</b>	<b>L</b> - Louisiana Stat ST - AFF B14 Pampa Sarker	<b>1-4</b> 112	<b>23rd</b>
Thienan Bui	28.00		27.00	28.00	29.00	112.00	27th
<b>University of JR University of Missouri Kansas City</b>	<b>W</b> - Mizzou MF - AFF B14 Pampa Sarker	<b>W</b> - UCSD LT - Neg T4 Evan Grisham	<b>L</b> - Missouri State EM - Neg AB24 Mukesh Khati	<b>W</b> - Missouri State GC - AFF B11 Scott Thomson	<b>W</b> - Missouri State SH - AFF BC11 Keith Milstead	<b>4-1</b> 140	<b>5th</b>
Joseph Rice	29.00	28.00	25.00	28.00	30.00	140.00	13th
<b>University of JS University of Central Florida</b>	<b>L</b> - UCSD LT - AFF AB30 Anjan Roy	<b>L</b> - Missouri State EM - Neg AB3 Charlotte Sucki	<b>L</b> - University of KB - AFF X1 Darren Elliott	<b>L</b> - Texas Tech Red DA - Neg K3 Lars Wagener	<b>BYE</b>	<b>1-4</b> 132.5	<b>25th</b>
Justin Salahuddin	28.00	28.00	27.00	23.00	26.50	132.50	23rd
<b>University of KB University of Missouri Kansas City</b>	<b>L</b> - Texas Tech Red CP - AFF BC11 Keith Milstead	<b>L</b> - Lewis & Clark IF - Neg B14 Pampa Sarker	<b>W</b> - University of JS - Neg X1 Darren Elliott	<b>W</b> - Missouri Valle JS - AFF BG3 Ransford Assante	<b>L</b> - Missouri State GC - Neg BC9 Carter Castillo	<b>2-3</b> 142	<b>15th</b>
Karlie Benton	30.00	28.00	27.00	28.00	29.00	142.00	9th
<b>University of SA University of Missouri Kansas City</b>	<b>L</b> - Missouri State SH - Neg BC9 Carter Castillo	<b>L</b> - Kansas City KS QL - AFF AB30 Anjan Roy	<b>W</b> - Louisiana Stat ST - AFF BC11 Keith Milstead	<b>L</b> - Lewis & Clark IF - Neg AB9 Farhana Akter	<b>L</b> - Louisiana Stat EC - Neg BG3 Ransford Assante	<b>1-4</b> 130	<b>26th</b>
Sahid Anzures	28.00	23.00	28.00	25.00	26.00	130.00	25th

This tournament is being run using SpeechWire Tournament Services software - www.SpeechWire.com.  
© 2004-2026 Ben Stewart - All Rights Reserved. SpeechWire version 4.22.000.

**Pi Kappa Delta Biennial 2026  
Novice IPDA**

Competitor	Round 1	Round 2	Round 3	Round 4	Round 5	Totals	Results
<b>Boise State Un BH</b> Boise State University	W - Ohio Universit CD - Neg AO17 Hazel Morgan-Fine	W - Transylvania U OR - AFF P6 Michael Ingram	W - Newberry Colle NQ - AFF AR1 Ken Troyer	W - Webster Univer NC - Neg BA1 Susan Millsap	W - Minnesota Stat EF - Neg AT1 justin durbin	<b>5-0</b> 175	<b>3rd</b>
Ben Hobbs	39.00	34.00	31.00	32.00	39.00	175.00	50th
<b>Butler Unvers BR</b> Butler University	W - California Sta JN - Neg B12 Pampa Sarker	L - Sterling Colle CV - AFF B14 Ashley Lynne	L - Lafayette Coll TD - Neg BL1 Andrea Carlile	L - University of HR - AFF A11 Lindsay A Duede	L - Murray State HM - Neg U8 Kirby Weber	<b>1-4</b> 175	<b>62nd</b>
Braylee Rey	38.00	38.00	35.00	35.00	29.00	175.00	41st
<b>Butler Unvers GM</b> Butler University	L - Webster Univer TH - AFF AG2 Natalie Mishne	W - Newberry Colle AP - Neg AM10 Kiefer Storer	L - Simpson Colleg SC - Neg P6 Michael Ingram	W - California Sta JN - AFF BC6 Milos Vuskovic	W - Ohio Universit CD - AFF O16 Alison Hurst	<b>3-2</b> 190	<b>18th</b>
Grace McLaughlin	39.00	38.00	34.00	40.00	39.00	190.00	9th
<b>Butler Unvers JL</b> Butler University	L - Ohio Universit TA - Neg B12 Abbey Vaughn	L - Simpson Colleg DS - AFF L9 Riley Alderman	L - Winona State U DB - AFF V3 Hannah Farnsworth	L - Marshall Unive AC - Neg AB31 Anjan Roy	W - California Sta JN - AFF AT1 justin durbin	<b>1-4</b> 185	<b>59th</b>
Jessica Lubbehusen	37.00	36.00	39.00	36.00	37.00	185.00	28th
<b>Butler Unvers MO</b> Butler University	W - Winona State U OG - Neg B12 Abbey Vaughn	L - University of HB - AFF AO17 Hazel Morgan-Fine	L - Lafayette Coll AM - AFF AF4 Brandon Reynolds	W - Transylvania U OR - Neg AU1 Clint Wooderson	L - Whitworth Univ KB - AFF BB2 JP Wiafe	<b>2-3</b> 178	<b>45th</b>
Maddie O'Brien	38.00	39.00	32.00	37.00	32.00	178.00	43rd
<b>California Sta JN</b> California State University, Los Angeles	L - Butler Unvers BR - AFF B12 Pampa Sarker	L - Webster Univer EC - Neg AS1 Richard Besel	L - Weber State Fo SP - AFF BA2 Dave Worthington	L - Butler Unvers GM - Neg BC6 Milos Vuskovic	L - Butler Unvers JL - Neg AT1 justin durbin	<b>0-5</b> 175	<b>72nd</b>
John Nolasco	37.00	37.00	29.00	37.00	35.00	175.00	36th
<b>California Sta ND</b> California State University, Los Angeles	L - University of HB - Neg BC3 Carter Castillo	L - Newberry Colle NQ - AFF U1 Emma Terris	W - University of CV - Neg V3 Hannah Farnsworth	L - Webster Univer CT - AFF P6 Michael Ingram	L - Texas Tech Red GO - Neg BA2 Dave Worthington	<b>1-4</b> 172	<b>69th</b>
Nikolas Diaz	35.00	35.00	40.00	31.00	31.00	172.00	66th
<b>GVSU Speech an DP</b> GVSU Speech and Debate Team	L - Webster Univer EC - AFF Y2 Janis Crawford	L - Newberry Colle RL - Neg AJ1 Lindsay A Duede	W - Webster Univer NR - AFF AG1 Eric Mishne	L - Texas Christia BP - Neg O9 Sara Beck	L - Marshall Unive MH - AFF BF1 Sanchita	<b>1-4</b> 167	<b>66th</b>
Demante' Phillips	37.00	28.00	31.00	34.00	37.00	167.00	63rd
<b>GVSU Speech an JA</b> GVSU Speech and Debate Team	L - Sterling Colle CV - Neg Y2 Janis Crawford	W - Texas Christia LP - AFF AT1 justin durbin	W - Whitworth Univ PA - AFF T3 Zoraya Kai	L - Louisiana Stat BR - Neg O9 Sara Beck	L - Newberry Colle AP - AFF AO15 Andrew Ables	<b>2-3</b> 172	<b>48th</b>
James Almeda	34.00	36.00	36.00	31.00	35.00	172.00	52nd
<b>John Carroll U DC</b> John Carroll University	L - Ottawa Unvers AR - AFF K1 Ben Davis	W - Murray State HM - Neg AO15 Andrew Ables	W - Texas Tech Red GO - AFF Y2 Janis Crawford	L - UCSD OB - Neg AB31 Anjan Roy	W - University of HR - AFF BL1 Andrea Carlile	<b>3-2</b> 173	<b>35th</b>
Dillon Crane	37.00	30.00	31.00	38.00	37.00	173.00	51st
<b>Lafayette Coll AM</b> Lafayette College	W - Winona State U DB - Neg AF2 Anastasia Tejada	L - Whitworth Univ KB - AFF N1 Dominique deSeriere	W - Butler Unvers MO - Neg AF4 Brandon Reynolds	L - Northern State JJ - AFF AO15 Andrew Ables	W - Mizzou BM - AFF AP2 Michael Shirzadian	<b>3-2</b> 186	<b>23rd</b>
Alexis Mellett	39.00	40.00	37.00	33.00	37.00	186.00	16th
<b>Lafayette Coll AW</b> Lafayette College	W - Truman State U JS - AFF B12 Pampa Sarker	W - Marshall Unive EM - Neg V3 Hannah Farnsworth	L - Newberry Colle HR - Neg BA2 Dave Worthington	L - Texas Christia EH - AFF T3 Zoraya Kai	L - Texas Christia LP - AFF AN3 Cody Sanders	<b>2-3</b> 183	<b>42nd</b>
Amelia Wolkoff	39.00	40.00	32.00	35.00	37.00	183.00	24th
<b>Lafayette Coll TD</b> Lafayette College	L - Simpson Colleg SC - AFF U1 Emma Terris	W - Texas Tech Red GO - Neg AF2 Anastasia Tejada	W - Butler Unvers BR - AFF BL1 Andrea Carlile	W - Winona State U MM - Neg Y2 Janis Crawford	L - UCSD OB - AFF K1 Ben Davis	<b>3-2</b> 190	<b>21st</b>
Turner Day	37.00	39.00	38.00	39.00	37.00	190.00	13th
<b>Louisiana Stat BR</b> Louisiana State University	W - Newberry Colle JH - Neg AG2 Natalie Mishne	W - Winona State U OG - AFF B14 Ashley Lynne	L - Simpson Colleg DS - Neg Y2 Janis Crawford	W - GVSU Speech an JA - AFF O9 Sara Beck	L - Sterling Colle CV - Neg K1 Ben Davis	<b>3-2</b> 182	<b>26th</b>
Breione Rowan	39.00	40.00	34.00	31.00	38.00	182.00	25th
<b>Louisiana Stat SC</b> Louisiana State University	L - Webster Univer NC - Neg C11 Elis Fricker	L - Texas Christia EH - AFF U1 Emma Terris	L - Texas Christia LP - AFF AS1 Richard Besel	L - Winona State U OG - Neg BA1 Susan Millsap	L - University of CV - AFF AU1 Clint Wooderson	<b>0-5</b> 175	<b>73rd</b>
Symaj Colley	39.00	36.00	35.00	30.00	35.00	175.00	48th
<b>LSU-Shreveport JM</b> LSU-Shreveport	L - UCSD JD - AFF AO14 Layna Lundrigan	L - Winona State U MM - Neg J1 Manny Reyes	W - Murray State HM - AFF B1 Morgan LeBleu	W - Simpson Colleg JJ - Neg P6 Michael Ingram	W - Minnesota Stat KH - AFF BF1 Sanchita	<b>3-2</b> 180	<b>25th</b>
Josephine Moore	28.00	34.00	40.00	39.00	39.00	180.00	21st
<b>Marian Unvers JC</b> Marian University	W - Whitworth Univ PA - Neg AQ2 Timothy Betts	L - UCSD CD - AFF AE1 Shannon Parker	L - Marshall Unive AC - AFF T3 Zoraya Kai	L - Marshall Unive EM - Neg V2 Brianna Malden-Gould	W - Transylvania U OR - Neg B15 Scott Thomson	<b>2-3</b> 169	<b>53rd</b>
Jacob Cooper	34.00	31.00	33.00	35.00	36.00	169.00	61st
<b>Marshall Unive AC</b> Marshall University	L - University of HR - Neg AO17 Hazel Morgan-Fine	L - Murray State CB - AFF N1 Dominique deSeriere	W - Marian Unvers JC - Neg T3 Zoraya Kai	W - Butler Unvers JL - AFF AB31 Anjan Roy	L - Simpson Colleg IC - Neg C11 Elis Fricker	<b>2-3</b> 189	<b>39th</b>
Addison Crum	38.00	37.00	38.00	37.00	39.00	189.00	15th
<b>Marshall Unive EM</b> Marshall University	L - Texas Christia CC - Neg U1 Emma Terris	L - Lafayette Coll AW - AFF V3 Hannah Farnsworth	W - Newberry Colle JH - Neg BL1 Andrea Carlile	W - Marian Unvers JC - AFF V2 Brianna Malden-Gould	W - University of HB - AFF A1 Jordan Douglas Smith	<b>3-2</b> 182	<b>27th</b>
Eli Morris	35.00	39.00	37.00	40.00	31.00	182.00	26th
<b>Marshall Unive MH</b> Marshall University	L - Webster Univer CT - AFF V2 Brianna Malden-Gould	W - Newberry Colle JF - Neg J1 Manny Reyes	L - Texas Christia CC - Neg BJ1 Heather Gilmore	L - Truman State U JS - AFF AO15 Andrew Ables	W - GVSU Speech an DP - Neg BF1 Sanchita	<b>2-3</b> 170	<b>55th</b>
Maxwell Harris	30.00	32.00	37.00	32.00	39.00	170.00	67th
<b>Minnesota Stat EF</b> Minnesota State University, Mankato	W - Weber State Fo SP - AFF BC3 Carter Castillo	W - Texas Christia BP - Neg B12 Pampa Sarker	W - Texas Christia TR - AFF S1 Christopher Jackson	W - Sterling Colle CV - Neg Y3 Jazlyn Khan	L - Boise State Un BH - AFF AT1 justin durbin	<b>4-1</b> 183	<b>12th</b>
Eli Frost	38.00	38.00	37.00	34.00	36.00	183.00	22nd

<b>Minnesota Stat KH</b> Minnesota State University, Mankato	<b>W</b> - Mizzou BM - Neg O9 Sara Beck	<b>W</b> - Winona State U DB - AFF BL1 Andrea Carlile	<b>L</b> - Sterling Colle CV - AFF G1 Alexis Hughes	<b>L</b> - Texas Christia TR - Neg A1 Lindsay A Duede	<b>L</b> - LSU-Shreveport JM - Neg BF1 Sanchita	<b>2-3</b> 183	<b>41st</b>
Kennedy Hayden	38.00	38.00	34.00	35.00	38.00	183.00	23rd
<b>Mizzou BM</b> Mizzou	<b>L</b> - Minnesota Stat KH - AFF O9 Sara Beck	<b>L</b> - Simpson Colleg HG - Neg O14 Luke Yeates	<b>W</b> - Winona State U OG - AFF Y3 Jazlyn Khan	<b>W</b> - Transylvania U LT - Neg Y2 Janis Crawford	<b>L</b> - Lafayette Coll AM - Neg AP2 Michael Shirzadian	<b>2-3</b> 187	<b>40th</b>
Ben Montbriand	37.00	38.00	37.00	38.00	37.00	187.00	18th
<b>Murray State CB</b> Murray State	<b>L</b> - UCSD OB - U5 Jason Roach	<b>W</b> - Marshall Unive AC - Neg N1 Dominique deSeriere	<b>W</b> - Ohio Universit TA - AFF AG2 Natalie Mishne	<b>W</b> - UCSD TB - Neg AQ2 Timothy Betts	<b>W</b> - Webster Univer EC - AFF O16 Alison Hurst	<b>4-1</b> 194	<b>4th</b>
Coleton Boyd	35.00	40.00	39.00	40.00	40.00	194.00	2nd
<b>Murray State HM</b> Murray State	<b>L</b> - Northern State JJ - Neg AY4 Iris Vermillion	<b>L</b> - John Carroll U DC - AFF AO15 Andrew Ables	<b>L</b> - LSU-Shreveport JM - Neg B1 Morgan LeBleu	<b>BYE</b>	<b>W</b> - Butler Univer BR - AFF U8 Kirby Weber	<b>2-3</b> 163.75	<b>56th</b>
Hailey Meshew	37.00	25.00	39.00	32.75	30.00	163.75	68th
<b>Newberry Colle AP</b> Newberry College	<b>W</b> - Texas Christia EH - Neg O1 Ben Smolden	<b>L</b> - Butler Univer GM - AFF AM10 Kiefer Storer	<b>L</b> - UCSD TB - AFF AR1 Ken Troyer	<b>W</b> - Weber State Fo SP - Neg Y3 Jazlyn Khan	<b>W</b> - GVSU Speech an JA - Neg AO15 Andrew Ables	<b>3-2</b> 176	<b>34th</b>
Ashley Peterson	35.00	37.00	32.00	35.00	37.00	176.00	44th
<b>Newberry Colle HR</b> Newberry College	<b>W</b> - Simpson Colleg IC - Neg K1 Ben Davis	<b>W</b> - Winona State U HV - AFF O14 Luke Yeates	<b>W</b> - Lafayette Coll AW - AFF BA2 Dave Worthington	<b>L</b> - Ottawa Univer AR - Neg V2 Brianna Malden-Gould	<b>W</b> - Webster Univer TH - AFF BL1 Andrea Carlile	<b>4-1</b> 183	<b>13th</b>
Heather Ray	40.00	38.00	34.00	33.00	38.00	183.00	29th
<b>Newberry Colle JF</b> Newberry College	<b>L</b> - UCSD CD - Neg AF2 Anastasia Tejada	<b>L</b> - Marshall Unive MH - AFF J1 Manny Reyes	<b>L</b> - Transylvania U LT - AFF P6 Michael Ingram	<b>L</b> - Texas Christia LP - Neg G1 Alexis Hughes	<b>W</b> - Winona State U OG - Neg U8 Kirby Weber	<b>1-4</b> 159	<b>70th</b>
Jose Ferrer	37.00	27.00	30.00	29.00	36.00	159.00	71st
<b>Newberry Colle JH</b> Newberry College	<b>L</b> - Louisiana Stat BR - AFF AG2 Natalie Mishne	<b>L</b> - Otterbein Univ LK - Neg AM2 Jennifer McNitt	<b>L</b> - Marshall Unive EM - AFF BL1 Andrea Carlile	<b>L</b> - Ohio Universit CD - Neg BC6 Milos Vuskovic	<b>BYE</b>	<b>1-4</b> 171.25	<b>68th</b>
Juliana Hernandez	32.00	32.00	35.00	38.00	34.25	171.25	65th
<b>Newberry Colle NQ</b> Newberry College	<b>W</b> - Winona State U MM - AFF AY4 Iris Vermillion	<b>W</b> - California Sta ND - Neg U1 Emma Terris	<b>L</b> - Boise State Un BH - Neg AR1 Ken Troyer	<b>L</b> - Simpson Colleg HG - AFF C7 Albert Aleksanyan	<b>L</b> - Winona State U TO - AFF AU1 Clint Wooderson	<b>2-3</b> 173	<b>47th</b>
Nia Quimby	37.00	37.00	30.00	34.00	35.00	173.00	49th
<b>Newberry Colle RL</b> Newberry College	<b>W</b> - Transylvania U OR - Neg AG1 Eric Mishne	<b>W</b> - GVSU Speech an DP - AFF AJ1 Lindsay A Duede	<b>L</b> - UCSD JD - Neg AF4 Brandon Reynolds	<b>W</b> - University of HB - AFF AJ3 Nicolas Hrechko	<b>L</b> - Northern State JJ - AFF BI5 Scott Thomson	<b>3-2</b> 171	<b>36th</b>
Riley Lobash	34.00	33.00	33.00	35.00	36.00	171.00	59th
<b>Northern State JJ</b> Northern State University	<b>W</b> - Murray State HM - AFF AY4 Iris Vermillion	<b>W</b> - University of CV - Neg AE1 Shannon Parker	<b>L</b> - Webster Univer TH - AFF AG1 Eric Mishne	<b>W</b> - Lafayette Coll AM - Neg AO15 Andrew Ables	<b>W</b> - Newberry Colle RL - Neg BI5 Scott Thomson	<b>4-1</b> 178	<b>16th</b>
Jericho Jones	38.00	34.00	35.00	34.00	37.00	178.00	46th
<b>Ohio Universit CD</b> Ohio University	<b>L</b> - Boise State Un BH - AFF AO17 Hazel Morgan-Fine	<b>W</b> - Simpson Colleg SC - Neg O1 Ben Smolden	<b>L</b> - UCSD OB - Neg AG2 Natalie Mishne	<b>W</b> - Newberry Colle JH - AFF BC6 Milos Vuskovic	<b>L</b> - Butler Univer GM - Neg O16 Alison Hurst	<b>2-3</b> 192	<b>38th</b>
Chloe Daniel	38.00	39.00	37.00	40.00	38.00	192.00	10th
<b>Ohio Universit TA</b> Ohio University	<b>W</b> - Butler Univer JL - AFF BJ2 Abbey Vaughn	<b>L</b> - South Dakota S SM - Neg L9 Riley Alderman	<b>L</b> - Murray State CB - Neg AG2 Natalie Mishne	<b>L</b> - Winona State U HV - AFF BI5 Scott Thomson	<b>L</b> - Simpson Colleg JJ - Neg BB2 JP Wiafe	<b>1-4</b> 181	<b>61st</b>
Taryn Adamczyk	39.00	36.00	38.00	35.00	33.00	181.00	34th
<b>Ottawa Univer AR</b> Ottawa University	<b>W</b> - John Carroll U DC - Neg K1 Ben Davis	<b>W</b> - Webster Univer NR - AFF P5 Lori Welch	<b>W</b> - Simpson Colleg HG - Neg BJ1 Heather Gilmore	<b>W</b> - Newberry Colle HR - AFF V2 Brianna Malden-Gould	<b>W</b> - Otterbein Univ LK - Neg L9 Riley Alderman	<b>5-0</b> 193	<b>2nd</b>
Aaron Ruby	38.00	37.00	40.00	38.00	40.00	193.00	6th
<b>Otterbein Univ LK</b> Otterbein Univ.	<b>W</b> - Texas Christia LP - Neg BF1 Sanchita	<b>W</b> - Newberry Colle JH - AFF AM2 Jennifer McNitt	<b>W</b> - University of HB - Neg BC5 Keith Milstead	<b>W</b> - UCSD JD - AFF T3 Zoraya Kai	<b>L</b> - Ottawa Univer AR - AFF L9 Riley Alderman	<b>4-1</b> 192	<b>7th</b>
Liliana Kennon	39.00	39.00	37.00	38.00	39.00	192.00	7th
<b>Simpson Colleg DS</b> Simpson College	<b>W</b> - University of CV - AFF O9 Sara Beck	<b>W</b> - Butler Univer JL - Neg L9 Riley Alderman	<b>W</b> - Louisiana Stat BR - AFF Y2 Janis Crawford	<b>W</b> - Webster Univer TH - Neg C7 Albert Aleksanyan	<b>L</b> - South Dakota S SM - Neg BC6 Milos Vuskovic	<b>4-1</b> 193	<b>5th</b>
Dillon Sullivan	40.00	40.00	36.00	40.00	38.00	193.00	3rd
<b>Simpson Colleg HG</b> Simpson College	<b>W</b> - Transylvania U LT - Neg AG1 Eric Mishne	<b>W</b> - Mizzou BM - AFF O14 Luke Yeates	<b>L</b> - Ottawa Univer AR - AFF BJ1 Heather Gilmore	<b>W</b> - Newberry Colle NQ - Neg C7 Albert Aleksanyan	<b>W</b> - Texas Christia EH - Neg BA2 Dave Worthington	<b>4-1</b> 181	<b>15th</b>
Henry Godar	37.00	39.00	35.00	36.00	34.00	181.00	39th
<b>Simpson Colleg IC</b> Simpson College	<b>L</b> - Newberry Colle HR - AFF K1 Ben Davis	<b>W</b> - Weber State Fo SP - Neg AF2 Anastasia Tejada	<b>W</b> - Whitworth Univ KB - Neg Y3 Jazlyn Khan	<b>L</b> - UCSD CD - AFF N1 Dominique deSeriere	<b>W</b> - Marshall Unive AC - AFF C11 Elis Fricker	<b>3-2</b> 189	<b>22nd</b>
Izzy Carter	38.00	37.00	35.00	39.00	40.00	189.00	14th
<b>Simpson Colleg JJ</b> Simpson College	<b>L</b> - Winona State U TO - AFF C11 Elis Fricker	<b>W</b> - UCSD TB - Neg P5 Lori Welch	<b>L</b> - Texas Christia EH - Neg L5 Garrett Dohike	<b>L</b> - LSU-Shreveport JM - AFF P6 Michael Ingram	<b>W</b> - Ohio Universit TA - AFF BB2 JP Wiafe	<b>2-3</b> 176	<b>50th</b>
Jamie Jager	39.00	33.00	36.00	35.00	33.00	176.00	54th
<b>Simpson Colleg SC</b> Simpson College	<b>W</b> - Lafayette Coll TD - Neg U1 Emma Terris	<b>L</b> - Ohio Universit CD - AFF O1 Ben Smolden	<b>W</b> - Butler Univer GM - AFF P6 Michael Ingram	<b>W</b> - Winona State U TO - Neg N1 Dominique deSeriere	<b>W</b> - Webster Univer NC - AFF BC6 Milos Vuskovic	<b>4-1</b> 192	<b>7th</b>
Selena Constanza-Chavez	39.00	38.00	36.00	39.00	40.00	192.00	8th
<b>South Dakota S SM</b> South Dakota State University	<b>W</b> - Transylvania U AH - Neg C7 Albert Aleksanyan	<b>W</b> - Ohio Universit TA - AFF L9 Riley Alderman	<b>W</b> - Webster Univer EC - Neg B1 Morgan LeBleu	<b>W</b> - Texas Christia CC - AFF G1 Alexis Hughes	<b>W</b> - Simpson Colleg DS - AFF BC6 Milos Vuskovic	<b>5-0</b> 196	<b>1st</b>
Sydney Morgan	40.00	37.00	40.00	39.00	40.00	196.00	1st
<b>Sterling Colle CV</b> Sterling College	<b>W</b> - GVSU Speech an JA - AFF Y2 Janis Crawford	<b>W</b> - Butler Univer BR - Neg B34 Ashley Lynne	<b>W</b> - Minnesota Stat KH - Neg G1 Alexis Hughes	<b>L</b> - Minnesota Stat EF - AFF Y3 Jazlyn Khan	<b>W</b> - Louisiana Stat BR - AFF K1 Ben Davis	<b>4-1</b> 185	<b>10th</b>
Cristian A Vargiu	36.00	40.00	36.00	33.00	40.00	185.00	19th
<b>Texas Christia BP</b> Texas Christian University	<b>W</b> - - Neg O1 Ben Smolden	<b>L</b> - Minnesota Stat EF - AFF BI2 Pampa Sarker	<b>L</b> - Truman State U JS - Neg AS1 Richard Besel	<b>W</b> - GVSU Speech an DP - AFF O9 Sara Beck	<b>W</b> - Whitworth Univ PA - Neg AE1 Shannon Parker	<b>3-2</b> 182	<b>32nd</b>

Braeden Parker	40.00	37.00	36.00	34.00	35.00	182.00	38th
<b>Texas Christia CC</b> Texas Christian University	<b>W</b> - Marshall Unive EM - AFF U1 Emma Terris	<b>W</b> - Neg B12 Pampa Sarker	<b>W</b> - Marshall Unive MH - AFF B11 Heather Gilmore	<b>L</b> - South Dakota S SM - Neg G1 Alexis Hughes	<b>W</b> - Webster Univer CT - Neg AP2 Michael Shirzadian	<b>4-1</b> 151	<b>11th</b>
Casey Caldwell	39.00		38.00	38.00	36.00	151.00	73rd
<b>Texas Christia EH</b> Texas Christian University	<b>L</b> - Newberry Colle AP - AFF O1 Ben Smolden	<b>W</b> - Louisiana Stat SC - Neg U1 Emma Terris	<b>W</b> - Simpson Colleg JJ - AFF L5 Garrett Dohlke	<b>W</b> - Lafayette Coll AW - Neg T3 Zoraya Kai	<b>L</b> - Simpson Colleg HG - Neg BA2 Dave Worthington	<b>3-2</b> 181	<b>30th</b>
Ellington Holkmann	34.00	37.00	38.00	39.00	33.00	181.00	33rd
<b>Texas Christia LP</b> Texas Christian University	<b>L</b> - Otterbein Univ LK - AFF BF1 Sanchita	<b>L</b> - GVSU Speech an JA - Neg AT1 Justin durbin	<b>W</b> - Louisiana Stat SC - Neg AS1 Richard Besel	<b>W</b> - Newberry Colle JF - AFF G1 Alexis Hughes	<b>W</b> - Lafayette Coll AW - Neg AN3 Cody Sanders	<b>3-2</b> 182	<b>24th</b>
Landon Peugh	38.00	37.00	39.00	31.00	37.00	182.00	20th
<b>Texas Christia TR</b> Texas Christian University	<b>W</b> - Webster Univer NR - Neg C7 Albert Aleksanyan	<b>W</b> - Transylvania U LT - AFF AS1 Richard Besel	<b>L</b> - Minnesota Stat EF - Neg S1 Christopher Jackson	<b>W</b> - Minnesota Stat KH - AFF A11 Lindsay A Duede	<b>L</b> - UCSD JD - AFF C11 Elis Fricker	<b>3-2</b> 190	<b>20th</b>
Tyla Robinson	40.00	36.00	35.00	40.00	39.00	190.00	12th
<b>Texas Tech Red GO</b> Texas Tech Red Raiders	<b>W</b> - Winona State U HV - Neg BF1 Sanchita	<b>L</b> - Lafayette Coll TD - AFF AF2 Anastasia Tejada	<b>L</b> - John Carroll U DC - Neg Y2 Janis Crawford	<b>L</b> - Webster Univer EC - AFF AQ2 Timothy Betts	<b>W</b> - California Sta ND - AFF BA2 Dave Worthington	<b>2-3</b> 165	<b>57th</b>
Gilbert Ortega	34.00	32.00	30.00	36.00	33.00	165.00	69th
<b>Transylvania U AH</b> Transylvania University	<b>L</b> - South Dakota S SM - AFF C7 Albert Aleksanyan	<b>L</b> - Webster Univer TH - Neg C1 Jack Cross	<b>BYE</b>	<b>L</b> - Whitworth Univ PA - Neg AU1 Clint Wooderson	<b>W</b> - Winona State U HV - AFF L9 Riley Alderman	<b>2-3</b> 171.25	<b>52nd</b>
Ash Harris	35.00	32.00	34.25	33.00	37.00	171.25	58th
<b>Transylvania U LT</b> Transylvania University	<b>L</b> - Simpson Colleg HG - AFF AG1 Eric Mishne	<b>L</b> - Texas Christia TR - Neg AS1 Richard Besel	<b>W</b> - Newberry Colle JF - Neg P6 Michael Ingram	<b>L</b> - Mizou BM - AFF Y2 Janis Crawford	<b>W</b> - Winona State U DB - AFF B11 Heather Gilmore	<b>2-3</b> 168	<b>54th</b>
Lily Tighe	30.00	34.00	33.00	36.00	35.00	168.00	62nd
<b>Transylvania U OR</b> Transylvania University	<b>L</b> - Newberry Colle RL - AFF AG1 Eric Mishne	<b>L</b> - Boise State Un BH - Neg P6 Michael Ingram	<b>W</b> - Winona State U HV - Neg L5 Garrett Dohlke	<b>L</b> - Butler Univer MO - AFF AU1 Clint Wooderson	<b>L</b> - Marian Univer JC - AFF B15 Scott Thomson	<b>1-4</b> 168	<b>65th</b>
Oscar Robinson	32.00	29.00	36.00	35.00	36.00	168.00	57th
<b>Truman State U JS</b> Truman State University	<b>L</b> - Lafayette Coll AW - Neg B12 Pampa Sarker	<b>W</b> - UCSD OB - AFF BL1 Andrea Carille	<b>W</b> - Texas Christia BP - AFF AS1 Richard Besel	<b>W</b> - Marshall Unive MH - Neg AO15 Andrew Ables	<b>L</b> - UCSD CD - AFF A1 Jordan Douglas Smith	<b>3-2</b> 181	<b>28th</b>
Jack Schroeder	38.00	39.00	39.00	33.00	32.00	181.00	30th
<b>UCSD CD</b> UCSD	<b>W</b> - Newberry Colle JF - AFF AF2 Anastasia Tejada	<b>W</b> - Marian Univer JC - Neg AE1 Shannon Parker	<b>L</b> - Webster Univer NC - AFF S1 Christopher Jackson	<b>W</b> - Simpson Colleg IC - Neg N1 Dominique deSeriere	<b>W</b> - Truman State U JS - Neg A1 Jordan Douglas Smith	<b>4-1</b> 178	<b>14th</b>
Chamiru Dewundaraliyanawaduge	39.00	38.00	32.00	39.00	30.00	178.00	35th
<b>UCSD JD</b> UCSD	<b>W</b> - LSU-Shreveport JM - Neg AO14 Layna Lundrigan	<b>W</b> - University of HR - AFF O1 Ben Smolden	<b>W</b> - Newberry Colle RL - AFF AF4 Brandon Reynolds	<b>L</b> - Otterbein Univ LK - Neg T3 Zoraya Kai	<b>W</b> - Texas Christia TR - Neg C11 Elis Fricker	<b>4-1</b> 182	<b>9th</b>
Julius Dawoodtabar	29.00	38.00	38.00	37.00	40.00	182.00	17th
<b>UCSD OB</b> UCSD	<b>W</b> - Murray State CB - U5 Jason Roach	<b>L</b> - Truman State U JS - Neg BL1 Andrea Carille	<b>W</b> - Ohio Universit CD - Neg AG2 Natalie Mishne	<b>W</b> - John Carroll U DC - AFF AB31 Anjan Roy	<b>W</b> - Lafayette Coll TD - Neg K1 Ben Davis	<b>4-1</b> 194	<b>6th</b>
Olivia Buhler	38.00	39.00	40.00	39.00	38.00	194.00	5th
<b>UCSD TB</b> UCSD	<b>W</b> - Whitworth Univ KB - Neg V2 Brianna Malden-Gould	<b>L</b> - Simpson Colleg JJ - AFF P5 Lori Welch	<b>W</b> - Newberry Colle AP - Neg AR1 Ken Troyer	<b>L</b> - Murray State CB - AFF AQ2 Timothy Betts	<b>L</b> - Winona State U MM - Neg AN3 Cody Sanders	<b>2-3</b> 176	<b>49th</b>
Thienan Bui	40.00	32.00	32.00	36.00	36.00	176.00	53rd
<b>University of CV</b> University of Central Missouri	<b>L</b> - Simpson Colleg DS - Neg O9 Sara Beck	<b>L</b> - Northern State JJ - AFF AE1 Shannon Parker	<b>L</b> - California Sta ND - AFF V3 Hannah Farnsworth	<b>L</b> - Webster Univer NR - Neg B15 Scott Thomson	<b>W</b> - Louisiana Stat SC - Neg AU1 Clint Wooderson	<b>1-4</b> 183	<b>60th</b>
Charlie Vitale	36.00	35.00	39.00	35.00	38.00	183.00	32nd
<b>University of HB</b> University of Central Florida	<b>W</b> - California Sta ND - AFF BC3 Carter Castillo	<b>W</b> - Butler Univer MO - Neg AO17 Hazel Morgan-Fine	<b>L</b> - Otterbein Univ LK - AFF BC5 Keith Milstead	<b>L</b> - Newberry Colle RL - Neg AJ3 Nicolas Hrechko	<b>L</b> - Marshall Unive EM - Neg A1 Jordan Douglas Smith	<b>2-3</b> 179	<b>43rd</b>
Hannah Bowman	39.00	39.00	35.00	37.00	29.00	179.00	27th
<b>University of HR</b> University of Central Missouri	<b>W</b> - Marshall Unive AC - AFF AO17 Hazel Morgan-Fine	<b>L</b> - UCSD JD - Neg O1 Ben Smolden	<b>L</b> - Winona State U MM - AFF G1 Alexis Hughes	<b>W</b> - Butler Univer BR - Neg A11 Lindsay A Duede	<b>L</b> - John Carroll U DC - Neg BL1 Andrea Carille	<b>2-3</b> 166	<b>58th</b>
Hannah Rodriguez-Nemeth	39.00	30.00	30.00	32.00	35.00	166.00	70th
<b>Weber State Fo SP</b> Weber State Forensics	<b>L</b> - Minnesota Stat EF - Neg BC3 Carter Castillo	<b>L</b> - Simpson Colleg IC - AFF AF2 Anastasia Tejada	<b>W</b> - California Sta JN - Neg BA2 Dave Worthington	<b>L</b> - Newberry Colle AP - AFF Y3 Jazlyn Khan	<b>L</b> - Webster Univer NR - Neg B11 Heather Gilmore	<b>1-4</b> 169	<b>64th</b>
Sadie Parkin	38.00	35.00	34.00	34.00	28.00	169.00	56th
<b>Webster Univer CT</b> Webster University	<b>W</b> - Marshall Unive MH - Neg V2 Brianna Malden-Gould	<b>L</b> - Whitworth Univ PA - AFF A11 Lindsay A Duede	<b>L</b> - Winona State U TO - AFF BC5 Keith Milstead	<b>W</b> - California Sta ND - Neg P6 Michael Ingram	<b>L</b> - Texas Christia CC - AFF AP2 Michael Shirzadian	<b>2-3</b> 180	<b>46th</b>
Chesper Tunga	40.00	36.00	35.00	34.00	35.00	180.00	45th
<b>Webster Univer EC</b> Webster University	<b>W</b> - GVSU Speech an DP - Neg Y2 Janis Crawford	<b>W</b> - California Sta JN - AFF AS1 Richard Besel	<b>L</b> - South Dakota S SM - AFF B1 Morgan LeBleu	<b>W</b> - Texas Tech Red GO - Neg AQ2 Timothy Betts	<b>L</b> - Murray State CB - Neg O16 Alison Hurst	<b>3-2</b> 191	<b>19th</b>
Eleanor Clark	38.00	39.00	39.00	37.00	38.00	191.00	11th
<b>Webster Univer NC</b> Webster University	<b>W</b> - Louisiana Stat SC - AFF C11 Elis Fricker	<b>W</b> - Winona State U TO - Neg AT1 Justin durbin	<b>W</b> - UCSD CD - Neg S1 Christopher Jackson	<b>L</b> - Boise State Un BH - AFF BA1 Susan Millsap	<b>L</b> - Simpson Colleg SC - Neg BC6 Milos Vuskovic	<b>3-2</b> 191	<b>17th</b>
Nadia Calloway	40.00	37.00	40.00	34.00	40.00	191.00	4th
<b>Webster Univer NR</b> Webster University	<b>L</b> - Texas Christia TR - AFF C7 Albert Aleksanyan	<b>L</b> - Ottawa Univer AR - Neg P5 Lori Welch	<b>L</b> - GVSU Speech an DP - Neg AG1 Eric Mishne	<b>W</b> - University of CV - AFF B15 Scott Thomson	<b>W</b> - Weber State Fo SP - AFF B11 Heather Gilmore	<b>2-3</b> 172	<b>51st</b>
Noah Robinett	35.00	34.00	35.00	36.00	32.00	172.00	55th
<b>Webster Univer TH</b> Webster University	<b>W</b> - Butler Univer GM - Neg AG2 Natalie Mishne	<b>W</b> - Transylvania U AH - AFF C1 Jack Cross	<b>W</b> - Northern State JJ - Neg AG1 Eric Mishne	<b>L</b> - Simpson Colleg DS - AFF C7 Albert Aleksanyan	<b>L</b> - Newberry Colle HR - Neg BL1 Andrea Carille	<b>3-2</b> 178	<b>33rd</b>
TJ Hawkins	37.00	35.00	34.00	35.00	37.00	178.00	42nd
<b>Whitworth Univ KB</b> Whitworth University	<b>L</b> - UCSD TB - AFF V2 Brianna Malden-Gould	<b>W</b> - Lafayette Coll AM - Neg	<b>L</b> - Simpson Colleg IC - AFF	<b>W</b> - Winona State U DB - Neg	<b>W</b> - Butler Univer MO - Neg	<b>3-2</b> 183	<b>29th</b>

		N1 Dominique deSeriere	Y3 Jazlyn Khan	AJ3 Nicolas Hrechko	BB2 JP Wiafe		
Kayli Benjamin	35.00	40.00	34.00	40.00	34.00	183.00	31st
<b>Whitworth Univ PA</b> Whitworth University	<b>L</b> - Marian Univer JC - AFF AQ2 Timothy Betts	<b>W</b> - Webster Univer CT - Neg AJ1 Lindsay A Duede	<b>L</b> - GVSU Speech an JA - Neg T3 Zoraya Kai	<b>W</b> - Transylvania U AH - AFF AU1 Clint Wooderson	<b>L</b> - Texas Christia BP - AFF AE1 Shannon Parker	<b>2-3</b> 180	<b>44th</b>
Parker Alvarez	36.00	35.00	38.00	37.00	34.00	180.00	40th
<b>Winona State U DB</b> Winona State University	<b>L</b> - Lafayette Coll AM - AFF AF2 Anastasia Tejada	<b>L</b> - Minnesota Stat KH - Neg BL1 Andrea Carille	<b>W</b> - Butler Univer JL - Neg V3 Hannah Farnsworth	<b>L</b> - Whitworth Univ KB - AFF AJ3 Nicolas Hrechko	<b>L</b> - Transylvania U LT - Neg BJ1 Heather Gilmore	<b>1-4</b> 176	<b>63rd</b>
Dash Brown	35.00	37.00	40.00	34.00	30.00	176.00	47th
<b>Winona State U HV</b> Winona State University	<b>L</b> - Texas Tech Red GO - AFF BF1 Sanchita	<b>L</b> - Newberry Colle HR - Neg O14 Luke Yeates	<b>L</b> - Transylvania U OR - AFF L5 Garrett Dohike	<b>W</b> - Ohio Universit TA - Neg B15 Scott Thomson	<b>L</b> - Transylvania U AH - Neg L9 Riley Alderman	<b>1-4</b> 153	<b>67th</b>
Harini Jyo Valath	33.00	15.00	34.00	36.00	35.00	153.00	64th
<b>Winona State U MM</b> Winona State University	<b>L</b> - Newberry Colle NQ - Neg AY4 Iris Vermillion	<b>W</b> - LSU-Shreveport JM - AFF J1 Manny Reyes	<b>W</b> - University of HR - Neg G1 Alexis Hughes	<b>L</b> - Lafayette Coll TD - AFF Y2 Janis Crawford	<b>W</b> - UCSD TB - AFF AN3 Cody Sanders	<b>3-2</b> 170	<b>37th</b>
Marel McCann	35.00	32.00	35.00	32.00	36.00	170.00	60th
<b>Winona State U OG</b> Winona State University	<b>L</b> - Butler Univer MO - AFF BJ2 Abbey Vaughn	<b>L</b> - Louisiana Stat BR - Neg BJ4 Ashley Lynne	<b>L</b> - Mizzou BM - Neg Y3 Jazlyn Khan	<b>W</b> - Louisiana Stat SC - AFF BA1 Susan Millsap	<b>L</b> - Newberry Colle JF - AFF U8 Kirby Weber	<b>1-4</b> 157	<b>71st</b>
Olivia Garaghty	37.00	25.00	31.00	30.00	34.00	157.00	72nd
<b>Winona State U TO</b> Winona State University	<b>W</b> - Simpson Colleg JJ - Neg C11 Elis Fricker	<b>L</b> - Webster Univer NC - AFF AT1 justin durbin	<b>W</b> - Webster Univer CT - Neg BC5 Keith Milstead	<b>L</b> - Simpson Colleg SC - AFF N1 Dominique deSeriere	<b>W</b> - Newberry Colle NQ - Neg AU1 Clint Wooderson	<b>3-2</b> 183	<b>31st</b>
Tatyana Ochwal	40.00	36.00	35.00	35.00	37.00	183.00	37th

This tournament is being run using SpeechWire Tournament Services software - www.SpeechWire.com.  
© 2004-2026 Ben Stewart - All Rights Reserved. SpeechWire version 4.22.000.

**Pi Kappa Delta Biennial 2026  
NPDA Debate**

Competitor	Round 1	Round 2	Round 3	Round 4	Round 5	Totals	Results
<b>Appalachian St DDGH</b> Appalachian State University	<b>L</b> - Duquesne Univ NFRH - AFF AM11 Jennifer McNitt	<b>W</b> - Murray State CMEV - Neg AO8 Tyler Slinkard	<b>L</b> - Whitman Colleg GHOK - AFF L8 Riley Alderman	<b>W</b> - South Dakota S ASEA - Neg K5 Abby Escatel	<b>L</b> - Murray State SSMH - AFF BH2 Paul Taylor	<b>2-3</b> 283	<b>14th</b>
Drake Dorson	27.00 (4.00)	28.00 (3.00)	28.00 (4.00)	30.00 (1.00)	27.00 (4.00)	140.00	22nd
Gia Hazelgrove	28.00 (2.00)	30.00 (1.00)	29.00 (2.00)	28.00 (3.00)	28.00 (3.00)	143.00	9th
<b>Appalachian St MMDB</b> Appalachian State University	<b>W</b> - Whitman Colleg ACLL - Neg AO3 Kevin Krouse	<b>L</b> - Truman State U EMAB - AFF BH2 Paul Taylor	<b>W</b> - Truman State U JUNC - Neg AH1 Sarah Halvorsen	<b>W</b> - Simpson Colleg ALAB - AFF AM7 Ana Dillard	<b>L</b> - Whitman Colleg GHOK - AFF AB13 Taposhi Rani Sarker	<b>3-2</b> 277	<b>10th</b>
Maddy Myers	27.00 (3.00)	28.00 (2.00)	29.00 (2.00)	29.00 (1.00)	26.00 (3.00)	139.00	18th
Darby Blinsink	28.00 (1.00)	26.00 (4.00)	30.00 (1.00)	29.00 (2.00)	25.00 (4.00)	138.00	25th
<b>Appalachian St VFJK</b> Appalachian State University	<b>W</b> - UCSD SYRL - Neg AO8 Tyler Slinkard	<b>W</b> - Simpson Colleg ALAB - AFF AM3 Glenn Gaeke	<b>L</b> - Truman State U EMAB - AFF AB25 Sourav Dhar	<b>L</b> - Duquesne Univ NFRH - Neg BH2 Paul Taylor	<b>W</b> - Murray State CMEV - AFF BC1 Julian Mackenzie	<b>3-2</b> 283	<b>9th</b>
Vik Clinton Fodor	30.00 (1.00)	28.00 (2.00)	26.00 (4.00)	27.00 (4.00)	28.00 (3.00)	139.00	23rd
Josh Kubie	30.00 (2.00)	29.00 (1.00)	27.00 (3.00)	28.00 (3.00)	30.00 (1.00)	144.00	3rd
<b>Duquesne Univ JWAO</b> Duquesne University	<b>L</b> - UCSD GFJY - Neg K5 Abby Escatel	<b>L</b> - Northern State HSLA - AFF AO3 Kevin Krouse	<b>L</b> - Whitman Colleg VGLS - Neg AW2 Mark Bentley	<b>L</b> - East Tennessee NWRS - AFF AO8 Tyler Slinkard	<b>W</b> - Newberry Colle JWDM - AFF AB7 Sadie Weiss	<b>1-4</b> 259	<b>24th</b>
Allison Ochs	27.00 (2.00)	25.00 (4.00)	25.00 (3.00)	29.00 (2.00)	27.00 (2.00)	133.00	44th
J. Michael Wachs	20.00 (4.00)	27.00 (2.00)	24.00 (4.00)	27.00 (4.00)	28.00 (1.00)	126.00	51st
<b>Duquesne Univ NFRH</b> Duquesne University	<b>W</b> - Appalachian St DDGH - Neg AM11 Jennifer McNitt	<b>W</b> - Truman State U JUNC - AFF AW2 Mark Bentley	<b>L</b> - UCSD GFJY - Neg AO3 Kevin Krouse	<b>W</b> - Appalachian St VFJK - AFF BH2 Paul Taylor	<b>BYE</b>	<b>4-1</b> 278.75	<b>5th</b>
Riley Hunter	28.00 (3.00)	27.00 (1.00)	26.00 (4.00)	30.00 (1.00)	27.75 (2.25)	138.75	28th
Nick Freilino	29.00 (1.00)	27.00 (2.00)	27.00 (2.00)	29.00 (2.00)	28.00 (1.75)	140.00	17th
<b>Duquesne Univ NRDF</b> Duquesne University	<b>L</b> - Murray State CMEV - AFF AB13 Taposhi Rani Sarker	<b>L</b> - UCSD GFJY - AFF AB7 Sadie Weiss	<b>L</b> - East Tennessee NWRS - AFF AW2 Mark Bentley	<b>W</b> - East Tennessee CSRA - Neg AW4 Tessa Rabideau	<b>W</b> - South Dakota S ASEA - AFF AB27 Rifat Mia	<b>2-3</b> 270	<b>19th</b>
Dominic Failor	26.00 (4.00)	26.00 (3.00)	25.00 (4.00)	27.00 (2.00)	29.00 (2.00)	133.00	45th
Natalie Rodriguez	27.00 (3.00)	26.00 (4.00)	26.00 (3.00)	28.00 (1.00)	30.00 (1.00)	137.00	34th
<b>Duquesne Univ PHAR</b> Duquesne University	<b>L</b> - Simpson Colleg ALAB - Neg L10 John Jones	<b>W</b> - East Tennessee NWRS - AFF BC1 Julian Mackenzie	<b>W</b> - Newberry Colle JWDM - Neg BL2 Kara Vetch	<b>L</b> - Whitman Colleg ACLL - AFF AB2 Charlotte Suck	<b>W</b> - Mizou DWMA - Neg AM11 Jennifer McNitt	<b>3-2</b> 249	<b>13th</b>
Paul Horne	16.00 (4.00)	29.00 (1.00)	27.00 (2.00)	27.00 (3.00)	28.00 (3.00)	127.00	32nd
Abraham Remillard	29.00 (1.00)	26.00 (4.00)	28.00 (1.00)	12.00 (4.00)	27.00 (4.00)	122.00	38th
<b>Duquesne Univ VDMG</b> Duquesne University	<b>L</b> - Truman State U JUNC - Neg AB7 Sadie Weiss	<b>L</b> - Whitman Colleg ACLL - AFF AW3 Zach Coltrain	<b>L</b> - East Tennessee CSRA - AFF AM11 Jennifer McNitt	<b>L</b> - Whitman Colleg GHOK - Neg AW1 Elyse Rose	<b>L</b> - Whitman Colleg VGLS - Neg AO3 Kevin Krouse	<b>0-5</b> 264	<b>26th</b>
Malka Gendlin	27.00 (4.00)	26.00 (4.00)	25.00 (4.00)	27.00 (3.00)	26.00 (3.00)	131.00	47th
Veronica Van Dam	27.00 (3.00)	27.00 (3.00)	28.00 (3.00)	26.00 (4.00)	25.00 (4.00)	133.00	40th
<b>East Tennessee CSRA</b> East Tennessee State University	<b>L</b> - Murray State SSMH - AFF AM3 Glenn Gaeke	<b>L</b> - UCSD GKLT - Neg BL2 Kara Vetch	<b>W</b> - Duquesne Univ VDMG - Neg AM11 Jennifer McNitt	<b>L</b> - Duquesne Univ NRDF - AFF AW4 Tessa Rabideau	<b>L</b> - Northern State HSLA - AFF AO8 Tyler Slinkard	<b>1-4</b> 277	<b>22nd</b>
Connor Sproule	29.00 (2.00)	27.00 (4.00)	30.00 (1.00)	25.00 (4.00)	29.00 (2.00)	140.00	14th
Riley Axelrod	28.00 (3.00)	27.00 (3.00)	29.00 (2.00)	26.00 (3.00)	27.00 (4.00)	137.00	30th
<b>East Tennessee NWRS</b> East Tennessee State University	<b>L</b> - South Dakota S ASEA - AFF AB6 Parker Hopkins	<b>L</b> - Duquesne Univ PHAR - Neg BC1 Julian Mackenzie	<b>W</b> - Duquesne Univ NRDF - AFF AW2 Mark Bentley	<b>W</b> - Duquesne Univ JWAO - Neg AO8 Tyler Slinkard	<b>L</b> - Simpson Colleg ALAB - Neg AH2 Anthony Wachs	<b>2-3</b> 273	<b>17th</b>
Nic Willis	26.00 (4.00)	28.00 (2.00)	27.00 (1.00)	28.00 (3.00)	25.00 (4.00)	134.00	36th
Rebekah Saulsbury	29.00 (1.00)	27.00 (3.00)	27.00 (2.00)	30.00 (1.00)	26.00 (3.00)	139.00	24th
<b>Mizzou DWMA</b> Mizou	<b>W</b> - Northern State HSLA - Neg BH2 Paul Taylor	<b>L</b> - Newberry Colle JWDM - Neg K5 Abby Escatel	<b>W</b> - Simpson Colleg AJRG - AFF AW3 Zach Coltrain	<b>L</b> - Truman State U JUNC - AFF AH2 Anthony Wachs	<b>L</b> - Duquesne Univ PHAR - AFF AM11 Jennifer McNitt	<b>2-3</b> 265	<b>21st</b>
Madison Arenaz	27.00 (3.00)	21.00 (3.00)	27.00 (1.00)	24.00 (4.00)	30.00 (1.00)	129.00	50th
Dustin Wallace	26.00 (4.00)	30.00 (1.00)	26.00 (3.00)	25.00 (3.00)	29.00 (2.00)	136.00	35th
<b>Murray State CMEV</b> Murray State	<b>W</b> - Duquesne Univ NRDF - Neg AB13 Taposhi Rani Sarker	<b>L</b> - Appalachian St DDGH - AFF AO8 Tyler Slinkard	<b>L</b> - Whitman Colleg ACLL - Neg AB7 Sadie Weiss	<b>W</b> - Whitman Colleg VGLS - AFF AB19 Moupia Tajrin Oyshi	<b>L</b> - Appalachian St VFJK - Neg BC1 Julian Mackenzie	<b>2-3</b> 280	<b>16th</b>
Caleb McCurren	29.00 (1.00)	29.00 (2.00)	26.00 (3.00)	30.00 (1.00)	29.00 (2.00)	143.00	4th
Essabella Voss	28.00 (2.00)	27.00 (4.00)	26.00 (4.00)	29.00 (2.00)	27.00 (4.00)	137.00	31st
<b>Murray State SSMH</b> Murray State	<b>W</b> - East Tennessee CSRA - Neg AM3 Glenn Gaeke	<b>W</b> - Whitman Colleg GHOK - AFF AH1 Sarah Halvorsen	<b>L</b> - UCSD GKLT - Neg K5 Abby Escatel	<b>L</b> - UCSD GFJY - AFF BL2 Kara Vetch	<b>W</b> - Appalachian St DDGH - Neg BH2 Paul Taylor	<b>3-2</b> 277	<b>7th</b>
Samuel Miller	27.00 (4.00)	28.00 (3.00)	20.00 (4.00)	28.00 (4.00)	29.00 (2.00)	132.00	27th
Samuel Harless	30.00 (1.00)	30.00 (1.00)	26.00 (2.00)	29.00 (2.00)	30.00 (1.00)	145.00	1st
<b>Newberry Colle JWDM</b> Newberry College	<b>L</b> - Whitman Colleg GHOK - Neg BC1 Julian Mackenzie	<b>W</b> - Mizou DWMA - AFF K5 Abby Escatel	<b>L</b> - Duquesne Univ PHAR - AFF BL2 Kara Vetch	<b>L</b> - UCSD SYRL - Neg AB23 Blessing Nlmedim	<b>L</b> - Duquesne Univ JWAO - Neg AB7 Sadie Weiss	<b>1-4</b> 239	<b>25th</b>
Desiray Montgomery	27.00 (3.00)	26.00 (2.00)	26.00 (3.00)	19.00 (3.00)	27.00 (3.00)	125.00	48th
Jorgia Weaver	26.00 (4.00)	19.00 (4.00)	25.00 (4.00)	17.00 (4.00)	27.00 (4.00)	114.00	52nd
<b>Northern State HSLA</b> Northern State University	<b>L</b> - Mizou DWMA - AFF BH2 Paul Taylor	<b>W</b> - Duquesne Univ JWAO - Neg AO3 Kevin Krouse	<b>L</b> - UCSD SYRL - AFF AM7 Ana Dillard	<b>L</b> - Simpson Colleg AJRG - Neg BC1 Julian Mackenzie	<b>W</b> - East Tennessee CSRA - Neg AO8 Tyler Slinkard	<b>2-3</b> 281	<b>15th</b>
Hannah Smith	28.00 (2.00)	28.00 (1.00)	27.00 (4.00)	28.00 (2.00)	28.00 (3.00)	139.00	19th
Liv Ashley	30.00 (1.00)	26.00 (3.00)	27.00 (3.00)	29.00 (1.00)	30.00 (1.00)	142.00	8th
<b>Simpson Colleg AJRG</b> Simpson College	<b>L</b> - UCSD GKLT - AFF AW2 Mark Bentley	<b>BYE</b>	<b>L</b> - Mizou DWMA - Neg AW3 Zach Coltrain	<b>W</b> - Northern State HSLA - AFF BC1 Julian Mackenzie	<b>L</b> - Truman State U JUNC - Neg AM7 Ana Dillard	<b>2-3</b> 262.5	<b>20th</b>
Aidan Jones	25.00 (4.00)	26.00 (3.75)	25.00 (4.00)	27.00 (3.00)	27.00 (4.00)	130.00	49th
Rachel Garcia	27.00 (3.00)	26.50 (3.00)	26.00 (2.00)	26.00 (4.00)	27.00 (3.00)	132.50	43rd
<b>Simpson Colleg ALAB</b> Simpson College	<b>W</b> - Duquesne Univ PHAR - AFF	<b>L</b> - Appalachian St VFJK - Neg	<b>W</b> - South Dakota S ASEA - AFF	<b>L</b> - Appalachian St MMDB - Neg	<b>W</b> - East Tennessee NWRS - AFF	<b>3-2</b> 269	<b>11th</b>

	L10 John Jones	AM3 Glenn Gaeke	BC1 Julian Mackenzie	AM7 Ana Dillard	AH2 Anthony Wachs		
Aurore Lonyome	20.00 (3.00)	27.00 (3.00)	27.00 (3.00)	27.00 (4.00)	30.00 (1.00)	131.00	37th
Alex Beveridge	27.00 (2.00)	26.00 (4.00)	30.00 (1.00)	27.00 (3.00)	28.00 (2.00)	138.00	29th
<b>South Dakota S ASEA</b> South Dakota State University	<b>W</b> - East Tennessee NWRs - Neg AB6 Parker Hopkins	<b>L</b> - UCSD SYRL - AFF AH2 Anthony Wachs	<b>L</b> - Simpson Colleg ALAB - Neg BC1 Julian Mackenzie	<b>L</b> - Appalachian St DDGH - AFF K5 Abby Escatel	<b>L</b> - Duquesne Unive NRDF - Neg AB27 Rifat Mia	<b>1-4</b> 266	<b>23rd</b>
Abi Slater	27.00 (3.00)	22.00 (4.00)	26.00 (4.00)	29.00 (2.00)	27.00 (4.00)	131.00	41st
Emma Arneson	28.00 (2.00)	24.00 (3.00)	28.00 (2.00)	27.00 (4.00)	28.00 (3.00)	135.00	26th
<b>Truman State U EMAB</b> Truman State University	<b>W</b> - Whitman Colleg VGLS - AFF BL2 Kara Vetch	<b>W</b> - Appalachian St MMDB - Neg BH2 Paul Taylor	<b>W</b> - Appalachian St VFJK - Neg AB25 Sourav Dhar	<b>W</b> - UCSD GKLT - AFF AH1 Sarah Halvorsen	<b>L</b> - UCSD GFJY - AFF AW2 Mark Bentley	<b>4-1</b> 286	<b>2nd</b>
Emery McEvoy	28.00 (2.00)	30.00 (1.00)	28.00 (2.00)	29.00 (2.00)	26.00 (4.00)	141.00	12th
Aiden Breesawitz	30.00 (1.00)	27.00 (3.00)	29.00 (1.00)	30.00 (1.00)	29.00 (2.00)	145.00	2nd
<b>Truman State U JUNC</b> Truman State University	<b>W</b> - Duquesne Unive VDMG - AFF AB7 Sadie Weiss	<b>L</b> - Duquesne Unive NFRH - Neg AW2 Mark Bentley	<b>L</b> - Appalachian St MMDB - AFF AH1 Sarah Halvorsen	<b>W</b> - Mizou DWMA - Neg AH2 Anthony Wachs	<b>W</b> - Simpson Colleg AJRG - AFF AM7 Ana Dillard	<b>3-2</b> 265	<b>12th</b>
Jack Unsell	28.00 (2.00)	25.00 (4.00)	24.00 (4.00)	26.00 (2.00)	28.00 (2.00)	131.00	46th
Nevaeh Carter	29.00 (1.00)	25.00 (3.00)	25.00 (3.00)	27.00 (1.00)	28.00 (1.00)	134.00	39th
<b>UCSD GFJY</b> UCSD	<b>W</b> - Duquesne Unive JWAO - AFF K5 Abby Escatel	<b>W</b> - Duquesne Unive NRDF - Neg AB7 Sadie Weiss	<b>W</b> - Duquesne Unive NFRH - AFF AO3 Kevin Krouse	<b>W</b> - Murray State SMSH - Neg BL2 Kara Vetch	<b>W</b> - Truman State U EMAB - Neg AW2 Mark Bentley	<b>5-0</b> 281	<b>1st</b>
Giana Ferrero	30.00 (1.00)	28.00 (2.00)	28.00 (1.00)	30.00 (1.00)	28.00 (3.00)	144.00	6th
Joy Yomogida	24.00 (3.00)	29.00 (1.00)	26.00 (3.00)	29.00 (3.00)	29.00 (1.00)	137.00	20th
<b>UCSD GKLT</b> UCSD	<b>W</b> - Simpson Colleg AJRG - Neg AW2 Mark Bentley	<b>W</b> - East Tennessee CSRA - AFF BL2 Kara Vetch	<b>W</b> - Murray State SMSH - AFF K5 Abby Escatel	<b>L</b> - Truman State U EMAB - Neg AH1 Sarah Halvorsen	<b>BYE</b>	<b>4-1</b> 276.25	<b>6th</b>
Gursimar Kaur	28.00 (2.00)	28.00 (2.00)	30.00 (1.00)	28.00 (3.00)	28.50 (2.00)	142.50	16th
Lillian Theis	28.00 (1.00)	28.00 (1.00)	24.00 (3.00)	27.00 (4.00)	26.75 (2.25)	133.75	33rd
<b>UCSD SYRL</b> UCSD	<b>L</b> - Appalachian St VFJK - AFF AO8 Tyler Slinkard	<b>W</b> - South Dakota S ASEA - Neg AH2 Anthony Wachs	<b>W</b> - Northern State HSLA - Neg AM7 Ana Dillard	<b>W</b> - Newberry Colle JWDM - AFF AB23 Blessing Nlmedim	<b>W</b> - Whitman Colleg ACLL - Neg BL2 Kara Vetch	<b>4-1</b> 280	<b>4th</b>
Richey Li	29.00 (4.00)	25.00 (2.00)	29.00 (1.00)	27.00 (2.00)	29.00 (2.00)	139.00	15th
Stephanie Yeh	29.00 (3.00)	26.00 (1.00)	28.00 (2.00)	28.00 (1.00)	30.00 (1.00)	141.00	11th
<b>Whitman Colleg ACLL</b> Whitman College	<b>L</b> - Appalachian St MMDB - AFF AO3 Kevin Krouse	<b>W</b> - Duquesne Unive VDMG - Neg AW3 Zach Coltrain	<b>W</b> - Murray State CMEV - AFF AB7 Sadie Weiss	<b>W</b> - Duquesne Unive PHAR - Neg AB2 Charlotte Sucik	<b>L</b> - UCSD SYRL - AFF BL2 Kara Vetch	<b>3-2</b> 285	<b>8th</b>
Ana Collins	28.00 (2.00)	29.00 (2.00)	28.00 (1.00)	29.00 (2.00)	29.00 (3.00)	143.00	7th
Liz Lovett	27.00 (4.00)	30.00 (1.00)	27.00 (2.00)	30.00 (1.00)	28.00 (4.00)	142.00	10th
<b>Whitman Colleg GHOK</b> Whitman College	<b>W</b> - Newberry Colle JWDM - AFF BC1 Julian Mackenzie	<b>L</b> - Murray State SMSH - Neg AH1 Sarah Halvorsen	<b>W</b> - Appalachian St DDGH - Neg L8 Riley Alderman	<b>W</b> - Duquesne Unive VDMG - AFF AW1 Elyse Rose	<b>W</b> - Appalachian St MMDB - Neg AB13 Taposhi Rani Sarker	<b>4-1</b> 285	<b>3rd</b>
Grace Hardy	29.00 (1.00)	28.00 (4.00)	30.00 (1.00)	29.00 (1.00)	28.00 (1.00)	144.00	5th
Oliver Kaufman	28.00 (2.00)	29.00 (2.00)	29.00 (3.00)	28.00 (2.00)	27.00 (2.00)	141.00	13th
<b>Whitman Colleg VGLS</b> Whitman College	<b>L</b> - Truman State U EMAB - Neg BL2 Kara Vetch	<b>FORFEIT</b>	<b>W</b> - Duquesne Unive JWAO - AFF AW2 Mark Bentley	<b>L</b> - Murray State CMEV - Neg AB19 Moupia Tajrin Oyshi	<b>W</b> - Duquesne Unive VDMG - AFF AO3 Kevin Krouse	<b>2-3</b> 221	<b>18th</b>
Valeri Garcia	26.00 (3.00)		28.00 (2.00)	27.00 (4.00)	27.00 (2.00)	108.00	42nd
Louis Stark	27.00 (4.00)		29.00 (1.00)	28.00 (3.00)	29.00 (1.00)	113.00	21st

**Pi Kappa Delta Biennial 2026**  
**Oral History**

Code	Team	Competitor(s)	Prelims			Rank total	Spkr. points	Recips	Prelim result
			1	2	3				
U15	Webster University	Webster University	1 (24)	1 (25)	1 (24)	3	73	3.00	<b>1</b>

This tournament is being run using SpeechWire Tournament Services software - www.SpeechWire.com.  
© 2004-2026 Ben Stewart - All Rights Reserved. SpeechWire version 4.22.000.

**Pi Kappa Delta Biennial 2026  
Persuasive Speaking**

Code	Team	Competitor(s)	Prelims			Rank total	Spkr. points	Recips	Prelim result
			1	2	3				
AG11	Cedarville University	Eliana Boerner	4 (22)	3 (23)	2 (23)	9	68	1.08	<b>29</b>
AG6	Cedarville University	Noah Hollenbach	1 (23)	2 (24)	4 (20)	7	67	1.75	<b>24</b>
AG8	Cedarville University	Kayla Sheaffer	3 (22)	2 (22)	4 (22)	9	66	1.08	<b>33</b>
AG9	Cedarville University	Liliana Printz	3 (23)	1 (25)	2 (23)	6	71	1.83	<b>17</b>
AI1	University of Texas at El Paso	Sebastian Perez-Navarro	1 (24)	1 (25)	3 (22)	5	71	2.33	<b>10</b>
AI5	University of Texas at El Paso	Arely Avitia	5 (20)	3 (23)	5 (19)	13	62	0.73	<b>65</b>
AJ1	LSU-Shreveport	Levi Grubbs	5 (17)	4 (20)	5 (21)	14	58	0.65	<b>75</b>
AJ2	LSU-Shreveport	Josephine Moore	4 (22)	4 (22)	5 (18)	13	62	0.70	<b>66</b>
AJ6	LSU-Shreveport	Madeline McClatchey	5 (17)	5 (19)	5 (19)	15	55	0.60	<b>80</b>
AM6	Whitman College	Oliver Kaufman	4 (22)	2 (24)	5 (19)	11	65	0.95	<b>51</b>
AO17	Simpson College	Ella Glawatz	3 (21)	3 (22)	3 (23)	9	66	1.00	<b>34</b>
AO18	Simpson College	Selena Constanza-Chavez	2 (24)	2 (24)	2 (24)	6	72	1.50	<b>16</b>
AO2	Simpson College	Kyler Griffis	5 (21)	4 (19)	5 (21)	14	61	0.65	<b>72</b>
AP2	Marshall University	Demi Lamp	4 (22)	2 (24)	5 (20)	11	66	0.95	<b>50</b>
AQ13	Texas Christian University	Braeden Parker	5 (19)	5 (19)	5 (16)	15	54	0.60	<b>81</b>
AQ5	Texas Christian University	Arianna LeBlanc	5 (20)	2 (23)		7	43	0.70	<b>83</b>
AQ6	Texas Christian University	Natalie Pelan	4 (21)	2 (24)	1 (25)	7	70	1.75	<b>22</b>
AW1	Appalachian State University	Drake Dorson	4 (20)	4 (22)	3 (22)	11	64	0.83	<b>52</b>
AW4	Appalachian State University	Darby Blinsink	4 (22)	3 (22)	3 (23)	10	67	0.92	<b>42</b>
AY1	University of Central Missouri	Ashley Singh	4 (18)	5 (14)	4 (21)	13	53	0.70	<b>70</b>
AY2	University of Central Missouri	Caleb Dillon	5 (20)	5 (21)	4 (19)	14	60	0.65	<b>73</b>
B1	McNeese State University	Dawn St. Mary (She/They)	3 (20)			3	20	0.33	<b>82</b>
BC11	UCSD	Jacob Blair	4 (21)	3 (23)	3 (23)	10	67	0.92	<b>42</b>
BC14	UCSD	Brian Masse	2 (24)	1 (25)	2 (23)	5	72	2.00	<b>9</b>
BC15	UCSD	Chamiru Dewundaraliyanawaduge	4 (20)	1 (25)	5 (18)	10	63	1.45	<b>47</b>
BC19	UCSD	Olivia Buhler	3 (21)	1 (25)	4 (22)	8	68	1.58	<b>27</b>
BC2	UCSD	Gursimar Kaur	5 (19)	5 (20)	4 (19)	14	58	0.65	<b>75</b>
BC22	UCSD	Aryanna Morales	2 (24)	3 (23)	1 (25)	6	72	1.83	<b>13</b>
BC23	UCSD	Thienan Bui	5 (18)	5 (19)	1 (25)	11	62	1.40	<b>54</b>
BC24	UCSD	Marina Hu	2 (23)	3 (23)	2 (20)	7	66	1.33	<b>26</b>
BF1	University of Central Florida	Charmi Gopu	1 (23)	3 (23)	3 (22)	7	68	1.67	<b>23</b>
BF5	University of Central Florida	Nghi Chau	1 (25)	1 (25)	1 (25)	3	75	3.00	<b>1</b>
BH1	East Tennessee State University	Rebekah Saulsbury	2 (24)	1 (24)	1 (24)	4	72	2.50	<b>6</b>
BI7	Texas Tech Red Raiders	Christian Burgos	2 (23)	5 (21)	3 (18)	10	62	1.03	<b>48</b>
BJ1	Idaho State University	Alex Kuyper	4 (20)	4 (22)	5 (20)	13	62	0.70	<b>66</b>
BK1	UC Santa Barbara Forensics	Roman Galardi	5 (21)	3 (23)	2 (24)	10	68	1.03	<b>38</b>
BK3	UC Santa Barbara Forensics	Gohan Huynh	1 (23)	4 (22)	2 (22)	7	67	1.75	<b>24</b>
BL5	South Dakota State University	Sydney Morgan	1 (25)	1 (25)	3 (23)	5	73	2.33	<b>7</b>
BL6	South Dakota State University	Emma Arneson	2 (24)	5 (20)	3 (22)	10	66	1.03	<b>44</b>
C12	Ohio University	Emily Osborne	2 (22)	1 (23)	2 (23)	5	68	2.00	<b>12</b>
C13	Ohio University	Maddy Purcell	5 (21)	5 (18)	2 (24)	12	63	0.90	<b>60</b>
C14	Ohio University	Chloe Daniel	3 (21)	2 (23)	1 (24)	6	68	1.83	<b>18</b>
C3	Ohio University	Michael Gallagher	5 (20)	5 (19)	1 (23)	11	62	1.40	<b>54</b>
C5	Ohio University	Abe Bisignano	4 (20)	5 (19)	3 (20)	12	59	0.78	<b>63</b>
C6	Ohio University	Taryn Adamczyk	2 (22)	3 (23)	1 (23)	6	68	1.83	<b>18</b>
C8	Ohio University	Julia Weller	3 (23)	1 (25)	2 (24)	6	72	1.83	<b>13</b>
H10	Mizzou	Madison Ade	5 (21)	3 (21)	4 (22)	12	64	0.78	<b>59</b>
H3	Mizzou	Catelynn Liniger	5 (21)	2 (24)	3 (23)	10	68	1.03	<b>38</b>
H4	Mizzou	Will Sapp	2 (21)	4 (19)	4 (17)	10	57	1.00	<b>49</b>
H6	Mizzou	Foster Dunlap	5 (18)	5 (20)	4 (22)	14	60	0.65	<b>73</b>
J3	Minnesota State University, Mankato	Micah Allen	5 (21)	5 (21)	5 (20)	15	62	0.60	<b>77</b>
K4	Truman State University	Lauren Weiss	1 (25)	1 (25)	1 (25)	3	75	3.00	<b>1</b>
L11	Newberry College	Heather Ray	5 (18)	5 (18)	5 (21)	15	57	0.60	<b>78</b>
L3	Newberry College	Wilfredo Lopez-perez	5 (18)	5 (18)	5 (20)	15	56	0.60	<b>79</b>
L4	Newberry College	Jose Ferrer	5 (20)		5 (21)	10	41	0.40	<b>84</b>
L5	Newberry College	Juliana Hernandez	4 (21)	5 (20)	4 (22)	13	63	0.70	<b>64</b>
L9	Newberry College	Denim Morrison	1 (25)	1 (25)	3 (23)	5	73	2.33	<b>7</b>
O10	Boise State University	Adam Pendergrass	1 (25)	2 (24)	1 (24)	4	73	2.50	<b>5</b>
O12	Boise State University	Cadence Marang	1 (23)	2 (24)	2 (22)	5	69	2.00	<b>11</b>
O15	Boise State University	Ben Hobbs	3 (23)	5 (21)	2 (24)	10	68	1.03	<b>38</b>

O3	Boise State University	Anthony Thomas	3 (23)	2 (24)	1 (25)	6	72	1.83	<b>13</b>
O4	Boise State University	Ariana Ashby	1 (25)	3 (21)	5 (18)	9	64	1.53	<b>36</b>
O5	Boise State University	Bridget Gibson	1 (23)	5 (21)	4 (20)	10	64	1.45	<b>45</b>
O6	Boise State University	Allie Hampton	1 (25)	1 (25)	1 (25)	3	75	3.00	<b>1</b>
O8	Boise State University	Jaxon Holmes	5 (20)	5 (19)	3 (22)	13	61	0.73	<b>68</b>
O9	Boise State University	Aleigh Holmes	1 (24)	1 (25)	1 (24)	3	73	3.00	<b>4</b>
P1	Whitworth University	Parker Alvarez	3 (22)	2 (22)	4 (20)	9	64	1.08	<b>37</b>
P13	Whitworth University	Indira Renkema	3 (21)	4 (20)	5 (19)	12	60	0.78	<b>62</b>
P15	Whitworth University	Sophie Moore	3 (22)	2 (24)	4 (22)	9	68	1.08	<b>29</b>
P17	Whitworth University	Bennett Johnson	1 (25)	4 (22)	4 (20)	9	67	1.50	<b>32</b>
P18	Whitworth University	Kayli Benjamin	5 (20)	4 (22)	5 (21)	14	63	0.65	<b>71</b>
P5	Whitworth University	Owen Ronningen	4 (20)	4 (22)	1 (23)	9	65	1.50	<b>35</b>
P7	Whitworth University	Elly Osborne	2 (24)	4 (22)	1 (25)	7	71	1.75	<b>20</b>
Q1	North Central College	Aidan McGuire	2 (22)	4 (20)	2 (24)	8	66	1.25	<b>28</b>
S2	Marian University	Mary Motyka	4 (19)	5 (18)	2 (24)	11	61	0.95	<b>56</b>
U10	Webster University	Eleanor Clark	2 (24)	5 (20)	5 (20)	12	64	0.90	<b>58</b>
U3	Webster University	Maral Mahdina	3 (23)	3 (21)	5 (19)	11	63	0.87	<b>53</b>
U7	Webster University	Chesper Tunga	2 (22)	5 (21)	3 (21)	10	64	1.03	<b>46</b>
V3	University of West Florida	Brennan Hindman	4 (21)	4 (21)	5 (16)	13	58	0.70	<b>69</b>
W3	Northwest Missouri State University	Taylee Parmenter	5 (20)	3 (23)	4 (22)	12	65	0.78	<b>57</b>
W4	Northwest Missouri State University	Ray Leath	4 (22)	3 (23)	3 (23)	10	68	0.92	<b>41</b>
Y2	Butler University	Gregor von Rohr	3 (23)	4 (21)	5 (19)	12	63	0.78	<b>61</b>
Y9	Butler University	Gaby Seleps	3 (23)	1 (23)	5 (21)	9	67	1.53	<b>31</b>
1	Wayne State College	Faatimah Kouatli	3 (23)	2 (24)	2 (24)	7	71	1.33	<b>21</b>

This tournament is being run using SpeechWire Tournament Services software - [www.SpeechWire.com](http://www.SpeechWire.com).  
© 2004-2026 Ben Stewart - All Rights Reserved. SpeechWire version 4.22.000.

**Pi Kappa Delta Biennial 2026  
Podcasting**

Code	Team	Competitor(s)	Division	Prelims			Rank total	Spkr. points	Recips	Prelim result
				1	2	3				
AD1	Ferris State University	Rose House	Varsity	5 (21)	5 (18)	5 (18)	15	57	0.60	<b>63</b>
AD3	Ferris State University	Adwowa Bracko	Novice	5 (19)	5 (20)	5 (20)	15	59	0.60	<b>61</b>
AF6	Louisiana State University	Cade Savoy	Varsity	4 (20)	5 (20)	2 (24)	11	64	0.95	<b>37</b>
AG4	Cedarville University	Sarah Smith	Varsity	1 (24)	2 (24)	5 (21)	8	69	1.70	<b>20</b>
AG8	Cedarville University	Kayla Sheaffer	Varsity	1 (25)	1 (25)	2 (23)	4	73	2.50	<b>2</b>
AI7	University of Texas at El Paso	Sebastian Perez-Navarro & Arely Avitia	Varsity	5 (17)	5 (20)	1 (25)	11	62	1.40	<b>41</b>
AM1	Whitman College	Liz Lovett	Varsity	2 (24)	3 (23)	2 (23)	7	70	1.33	<b>12</b>
AO12	Simpson College	Madeline Waddingham	Varsity	1 (25)	5 (21)	3 (23)	9	69	1.53	<b>25</b>
AO13	Simpson College	Garrett Bond	JV	3 (23)	5 (20)	3 (20)	11	63	0.87	<b>39</b>
AO15	Simpson College	Aidan Jones	Varsity	2 (24)	2 (23)	3 (22)	7	69	1.33	<b>14</b>
AO16	Simpson College	Alex Beveridge	Novice	5 (20)	3 (23)	4 (19)	12	62	0.78	<b>50</b>
AO19	Simpson College	Rachel Garcia	Varsity	4 (18)	2 (24)	1 (23)	7	65	1.75	<b>18</b>
AO2	Simpson College	Kyler Griffis	JV	2 (24)	5 (21)	3 (22)	10	67	1.03	<b>31</b>
AO20	Simpson College	Hannah Larsen	JV	4 (21)	1 (25)	3 (23)	8	69	1.58	<b>22</b>
AO3	Simpson College	Aurore Lonyome	Varsity	3 (22)	4 (22)	3 (20)	10	64	0.92	<b>33</b>
AO4	Simpson College	Jory Murray	JV	2 (23)	3 (22)	2 (24)	7	69	1.33	<b>14</b>
AO5	Simpson College	Mya Postel	Varsity	5 (20)	5 (21)	4 (20)	14	61	0.65	<b>58</b>
AO6	Simpson College	Wesley McDowell	JV	4 (21)	3 (23)	5 (19)	12	63	0.78	<b>48</b>
AO9	Simpson College	Jamie Jager	Novice	1 (24)	1 (25)	3 (23)	5	72	2.33	<b>4</b>
AP5	Marshall University	Addison Crum	JV	5 (20)	4 (22)	2 (22)	11	64	0.95	<b>37</b>
AQ14	Texas Christian University	Alex Gaskell	Varsity	5 (20)	4 (21)	4 (21)	13	62	0.70	<b>54</b>
AQ15	Texas Christian University	Oliver Roberts & Daniel Mitchell	Varsity	5 (21)	4 (22)	2 (24)	11	67	0.95	<b>35</b>
AQ16	Texas Christian University	Gabriella Longoria & Mason Hatfield	Varsity	3 (23)	5 (21)	5 (19)	13	63	0.73	<b>51</b>
AQ17	Texas Christian University	Natalie Pelan & Ellie Griffin	Varsity	1 (25)	3 (23)	1 (25)	5	73	2.33	<b>3</b>
AQ18	Texas Christian University	Landon Peugh & Braeden Parker	Varsity	2 (23)	4 (20)	5 (18)	11	61	0.95	<b>43</b>
AQ19	Texas Christian University	Casey Caldwell & Tyla Robinson	Varsity	4 (22)	5 (20)	3 (22)	12	64	0.78	<b>47</b>
AQ5	Texas Christian University	Arianna LeBlanc	Varsity	2 (23)	1 (25)	2 (21)	5	69	2.00	<b>6</b>
AQ7	Texas Christian University	Happy Herman	Varsity	5 (20)	4 (21)	4 (20)	13	61	0.70	<b>56</b>
AQ9	Texas Christian University	Ellington Holkmann	Varsity	3 (21)	3 (23)	5 (14)	11	58	0.87	<b>44</b>
AY1	University of Central Missouri	Ashley Singh	Varsity	1 (25)	2 (24)	5 (21)	8	70	1.70	<b>19</b>
AY11	University of Central Missouri	Chase Dernier	Novice	2 (22)	3 (23)	1 (24)	6	69	1.83	<b>9</b>
BC1	UCSD	Lillian Theis	Varsity	3 (21)	4 (22)	1 (24)	8	67	1.58	<b>23</b>
BC10	UCSD	Giana Ferrero	Varsity	5 (19)	3 (23)	3 (21)	11	63	0.87	<b>39</b>
BC13	UCSD	Jasmine Lu	Varsity	2 (24)	3 (22)	2 (24)	7	70	1.33	<b>12</b>
BC15	UCSD	Chamiru Dewundaraliyanawaduge	Varsity	3 (23)	4 (22)	4 (20)	11	65	0.83	<b>36</b>
BC2	UCSD	Gursimar Kaur	Varsity	4 (22)	3 (23)	5 (20)	12	65	0.78	<b>45</b>
BC6	UCSD	Joy Yomogida	Varsity	2 (22)	1 (25)	3 (21)	6	68	1.83	<b>10</b>
BD1	University of Montana Debate&Speech	Colby Suko-Clark	Novice	5 (1)			5	1	0.20	<b>65</b>
C15	Ohio University	Silas Graser & Lexi Taylor	Varsity	1 (24)	2 (24)	4 (22)	7	70	1.75	<b>11</b>
C2	Ohio University	Chloe Watts	Varsity	3 (22)	5 (20)	5 (19)	13	61	0.73	<b>55</b>
H11	Mizzou	Ace Roach	Varsity	4 (22)	4 (22)	1 (25)	9	69	1.50	<b>26</b>
H4	Mizzou	Will Sapp	Varsity	5 (20)	1 (25)	4 (21)	10	66	1.45	<b>32</b>
I4	Park University	JoShenna Richardson	Novice	3 (23)	5 (21)	4 (21)	12	65	0.78	<b>45</b>
I5	Park University	Sarah Meyer	Novice	1 (25)	2 (24)	1 (25)	4	74	2.50	<b>1</b>
L12	Newberry College	Newberry A	Novice	3 (22)	5 (17)	5 (15)	13	54	0.73	<b>57</b>
L13	Newberry College	Newberry B	Varsity	4 (22)	4 (22)	5 (19)	13	63	0.70	<b>52</b>
L4	Newberry College	Jose Ferrer	Varsity	5 (2)			5	2	0.20	<b>64</b>
L5	Newberry College	Juliana Hernandez	Novice	5 (16)	5 (20)	4 (22)	14	58	0.65	<b>59</b>
L8	Newberry College	Desiray Montgomery	Varsity	3 (23)	5 (21)	5 (18)	13	62	0.73	<b>53</b>
O1	Boise State University	Jesse Madison	JV	4 (3)	5 (20)	5 (1)	14	24	0.65	<b>60</b>
O10	Boise State University	Adam Pendergrass	Varsity	5 (21)	5 (21)	1 (25)	11	67	1.40	<b>34</b>
O16	Boise State University	Chloe Sellers	Varsity	2 (24)	2 (24)	5 (17)	9	65	1.20	<b>27</b>
O2	Boise State University	Seddi Momenpour	JV			5 (1)	5	1	0.20	<b>65</b>
O4	Boise State University	Ariana Ashby	Varsity	1 (25)	1 (25)	4 (22)	6	72	2.25	<b>8</b>
O5	Boise State University	Bridget Gibson	Varsity	1 (24)	2 (23)	2 (22)	5	69	2.00	<b>6</b>
O6	Boise State University	Allie Hampton	Varsity	2 (24)	2 (23)	1 (23)	5	70	2.00	<b>5</b>
O7	Boise State University	Sam Kleman	Varsity	5 (19)	5 (21)	5 (18)	15	58	0.60	<b>62</b>
P11	Whitworth University	Avery Hamilton	Varsity	5 (18)	1 (25)	3 (21)	9	64	1.53	<b>28</b>
P17	Whitworth University	Bennett Johnson	Varsity	1 (25)	2 (24)	5 (20)	8	69	1.70	<b>20</b>
P6	Whitworth University	Riia Yazepova	Varsity	4 (21)	1 (24)	2 (22)	7	67	1.75	<b>17</b>

P7	Whitworth University	Elly Osborne	Varsity	5 (19)	1 (25)	1 (23)	7	67	2.20	<b>16</b>
U11	Webster University	Rose Smoots	JV	4 (21)	1 (25)	4 (18)	9	64	1.50	<b>29</b>
U12	Webster University	Eva Watters	Varsity	5 (20)	5 (19)	1 (22)	11	61	1.40	<b>42</b>
U2	Webster University	Adi Sharma	Novice	5 (21)	2 (24)	3 (23)	10	68	1.03	<b>30</b>
U6	Webster University	Andrew Meeks	Varsity	3 (23)	3 (21)	2 (22)	8	66	1.17	<b>24</b>
Y13	Butler University	Butler Team Podcast	Varsity	4 (21)	4 (22)	4 (20)	12	63	0.75	<b>49</b>

This tournament is being run using SpeechWire Tournament Services software - www.SpeechWire.com.  
© 2004-2026 Ben Stewart - All Rights Reserved. SpeechWire version 4.22.000.

**Pi Kappa Delta Biennial 2026  
Poetry Interpretation**

Code	Team	Competitor(s)	Prelims			Rank total	Spkr. points	Recips	Prelim result
			1	2	3				
AF9	Louisiana State University	Landon Terro	1 (25)	1 (25)	1 (25)	3	75	3.00	<b>1</b>
AG3	Cedarville University	Deidra Hall	3 (23)	3 (23)	2 (22)	8	68	1.17	<b>23</b>
AG5	Cedarville University	Christopher Rhodes	5 (21)	3 (23)	3 (23)	11	67	0.87	<b>27</b>
AG7	Cedarville University	Laura Ball	1 (25)	1 (24)	4 (22)	6	71	2.25	<b>9</b>
AG9	Cedarville University	Liliana Printz	3 (23)	2 (24)	1 (25)	6	72	1.83	<b>6</b>
AH9	Duquesne University	Alyssa Warholic	4 (22)	4 (22)	1 (25)	9	69	1.50	<b>24</b>
AI4	University of Texas at El Paso	Riley Ramirez	1 (25)	2 (23)	5 (21)	8	69	1.70	<b>19</b>
AO15	Simpson College	Aidan Jones	5 (19)	5 (20)	2 (24)	12	63	0.90	<b>36</b>
AO17	Simpson College	Ella Glawatz	5 (21)	4 (21)	5 (18)	14	60	0.65	<b>43</b>
AO18	Simpson College	Selena Constanza-Chavez	2 (24)	3 (23)	1 (25)	6	72	1.83	<b>6</b>
AO19	Simpson College	Rachel Garcia	4 (22)	2 (23)	2 (24)	8	69	1.25	<b>20</b>
AQ1	Texas Christian University	Tyla Robinson	2 (24)	2 (24)	4 (20)	8	68	1.25	<b>21</b>
AS2	GVSU Speech and Debate Team	Lexi Green	3 (23)	5 (18)	3 (23)	11	64	0.87	<b>28</b>
AU3	Southwest Baptist U	Chandler Hathcock	5 (21)	5 (19)	5 (19)	15	59	0.60	<b>47</b>
AY4	University of Central Missouri	Jayme Thompson	1 (25)	1 (25)	1 (24)	3	74	3.00	<b>3</b>
AY9	University of Central Missouri	Mayven Amarello	2 (24)	4 (22)	1 (24)	7	70	1.75	<b>12</b>
AZ1	Winona State University	Tatyana Ochwal	4 (22)	3 (21)	5 (21)	12	64	0.78	<b>33</b>
BC15	UCSD	Chamiru Dewundaraliyanawaduge	3 (23)	2 (24)	4 (20)	9	67	1.08	<b>25</b>
BD4	University of Montana Debate&Speech	Ethan Andersch	5 (15)	5 (20)	4 (21)	14	56	0.65	<b>45</b>
BF3	University of Central Florida	Jack Eagle	2 (24)	2 (22)	4 (22)	8	68	1.25	<b>21</b>
BF4	University of Central Florida	Emkay Manfull	1 (25)	4 (19)	2 (24)	7	68	1.75	<b>16</b>
BF8	University of Central Florida	Hannah Bowman	3 (23)	2 (24)	2 (24)	7	71	1.33	<b>11</b>
BI7	Texas Tech Red Raiders	Christian Burgos							
C13	Ohio University	Maddy Purcell	4 (22)	1 (25)	2 (23)	7	70	1.75	<b>12</b>
H11	Mizzou	Ace Roach	5 (21)	5 (18)	5 (21)	15	60	0.60	<b>46</b>
H12	Mizzou	Kaeden Abraham	2 (24)	2 (23)	3 (23)	7	70	1.33	<b>14</b>
H13	Mizzou	Ben Montbriand	2 (24)	2 (23)	1 (25)	5	72	2.00	<b>5</b>
H8	Mizzou	June Wheatley	4 (22)	3 (23)	5 (20)	12	65	0.78	<b>31</b>
J4	Minnesota State University, Mankato	Kennedy Hayden	4 (22)	1 (25)	3 (23)	8	70	1.58	<b>18</b>
J5	Minnesota State University, Mankato	Idalia Anderson	2 (24)	5 (19)	5 (21)	12	64	0.90	<b>32</b>
K6	Truman State University	Jessie Philips	1 (25)	1 (25)	2 (23)	4	73	2.50	<b>4</b>
K7	Truman State University	Briggs Maynor	1 (25)	1 (25)	1 (25)	3	75	3.00	<b>1</b>
L10	Newberry College	Riley Lobash	5 (20)	5 (19)	5 (20)	15	59	0.60	<b>47</b>
L11	Newberry College	Heather Ray	4 (20)	4 (21)	3 (23)	11	64	0.83	<b>29</b>
L8	Newberry College	Desiray Montgomery	5 (20)	3 (20)	3 (21)	11	61	0.87	<b>30</b>
N2	Weber State Forensics	Emma Parkin	4 (22)	4 (20)	4 (22)	12	64	0.75	<b>35</b>
N4	Weber State Forensics	Emmalee Prince	5 (21)	5 (20)	3 (23)	13	64	0.73	<b>41</b>
O10	Boise State University	Adam Pendergrass	5 (21)	3 (21)	4 (22)	12	64	0.78	<b>33</b>
O4	Boise State University	Ariana Ashby	1 (24)	5 (21)	1 (23)	7	68	2.20	<b>15</b>
O8	Boise State University	Jaxon Holmes	1 (25)	3 (22)	3 (21)	7	68	1.67	<b>17</b>
P10	Whitworth University	Alicia Cooper	2 (23)	3 (22)	5 (21)	10	66	1.03	<b>26</b>
P8	Whitworth University	Norah McLaughlin	5 (20)	4 (22)	4 (22)	13	64	0.70	<b>42</b>
U13	Webster University	Rachel Hopper	5 (20)	5 (19)	5 (17)	15	56	0.60	<b>49</b>
U6	Webster University	Andrew Meeks	2 (24)	5 (19)	5 (19)	12	62	0.90	<b>39</b>
V10	University of West Florida	Isis Pariz	3 (23)	4 (19)	5 (21)	12	63	0.78	<b>37</b>
V4	University of West Florida	Tuesday Williams	3 (23)	1 (25)	2 (24)	6	72	1.83	<b>6</b>
Y12	Butler University	Jackson Busse	4 (22)	5 (17)	3 (22)	12	61	0.78	<b>40</b>
Y4	Butler University	Maddie O'Brien	5 (21)	5 (18)	5 (16)	15	55	0.60	<b>50</b>
Y8	Butler University	Jessica Lubbehusen	5 (20)	4 (20)	5 (20)	14	60	0.65	<b>43</b>
Y9	Butler University	Gaby Seleps	3 (21)	5 (20)	4 (22)	12	63	0.78	<b>37</b>
Z1	William Carey Forensics	Nicholas Madison	3 (23)	1 (23)	2 (24)	6	70	1.83	<b>10</b>

**Pi Kappa Delta Biennial 2026**  
**Program Oral Interpretation**

Code	Team	Competitor(s)	Prelims			Rank total	Spkr. points	Recips	Prelim result
			1	2	3				
AC1	Cameron University	Silas Bliefernich	3 (23)	5 (19)	3 (23)	11	65	0.87	<b>44</b>
AC2	Cameron University	Ryan Kaye	3 (20)	1 (25)	2 (24)	6	69	1.83	<b>14</b>
AF2	Louisiana State University	Roan Guidry	2 (21)	2 (24)	2 (24)	6	69	1.50	<b>16</b>
AF3	Louisiana State University	Sam Theriot	1 (25)	1 (25)	1 (25)	3	75	3.00	<b>1</b>
AF6	Louisiana State University	Cade Savoy	3 (22)	5 (21)	4 (22)	12	65	0.78	<b>49</b>
AF9	Louisiana State University	Landon Terro	1 (25)	1 (25)	1 (25)	3	75	3.00	<b>1</b>
AG2	Cedarville University	Zane Enos	3 (22)	3 (22)	1 (24)	7	68	1.67	<b>21</b>
AI3	University of Texas at El Paso	Felix Castañon	1 (25)	3 (23)	2 (24)	6	72	1.83	<b>8</b>
AI4	University of Texas at El Paso	Riley Ramirez	3 (23)	4 (20)	3 (22)	10	65	0.92	<b>40</b>
AI5	University of Texas at El Paso	Arely Avitia	2 (24)	1 (24)	3 (23)	6	71	1.83	<b>11</b>
AM6	Whitman College	Oliver Kaufman	2 (24)	4 (22)	3 (23)	9	69	1.08	<b>32</b>
AO2	Simpson College	Kyler Griffis	5 (20)	4 (21)	4 (21)	13	62	0.70	<b>59</b>
AO6	Simpson College	Wesley McDowell	5 (18)	1 (25)	4 (22)	10	65	1.45	<b>39</b>
AP4	Marshall University	Maxwell Harris	1 (22)	2 (24)	3 (23)	6	69	1.83	<b>14</b>
AQ1	Texas Christian University	Tyla Robinson	4 (22)	2 (24)	1 (25)	7	71	1.75	<b>18</b>
AQ11	Texas Christian University	Landon Peugh	4 (22)	2 (24)	2 (23)	8	69	1.25	<b>27</b>
AQ9	Texas Christian University	Ellington Holkmann	5 (19)	5 (18)	5 (21)	15	58	0.60	<b>71</b>
AR1	Sterling College	Cristian A Vargiu	2 (24)	5 (21)	2 (24)	9	69	1.20	<b>31</b>
AU4	Southwest Baptist U	Ellie Barker	2 (23)	3 (21)	2 (24)	7	68	1.33	<b>22</b>
AV1	Colorado Christian University	Jacob Cromley	1 (25)	1 (24)	1 (25)	3	74	3.00	<b>3</b>
AW7	Appalachian State University	Gia Hazelgrove	1 (20)	2 (24)	1 (25)	4	69	2.50	<b>5</b>
AX3	Transylvania University	Oscar Robinson	4 (20)	5 (16)	5 (19)	14	55	0.65	<b>67</b>
AY4	University of Central Missouri	Jayme Thompson	4 (21)	1 (25)	1 (25)	6	71	2.25	<b>9</b>
AY6	University of Central Missouri	Paige Showen	1 (25)	1 (25)	5 (21)	7	71	2.20	<b>17</b>
AY9	University of Central Missouri	Mayven Amarello	1 (25)	4 (22)	2 (24)	7	71	1.75	<b>18</b>
B1	McNeese State University	Dawn St. Mary (She/They)	3 (21)	5 (19)	5 (21)	13	61	0.73	<b>61</b>
B2	McNeese State University	Caleb Wilson	5 (18)	2 (23)	2 (23)	9	64	1.20	<b>37</b>
BB1	California State University, Los Angeles	Melissa Vega	5 (20)	3 (23)	3 (22)	11	65	0.87	<b>44</b>
BC12	UCSD	Kevin Colorado	3 (23)	5 (20)	5 (20)	13	63	0.73	<b>55</b>
BC15	UCSD	Chamiru Dewundaraliyanawaduge	3 (22)	1 (25)	1 (25)	5	72	2.33	<b>6</b>
BC22	UCSD	Aryanna Morales	1 (24)	3 (21)	4 (22)	8	67	1.58	<b>29</b>
BC9	UCSD	Sarisha Agarwala	5 (20)	5 (20)	5 (20)	15	60	0.60	<b>69</b>
BD4	University of Montana Debate&Speech	Ethan Andersch	5 (21)	4 (20)	4 (21)	13	62	0.70	<b>59</b>
BF5	University of Central Florida	Nghi Chau	5 (18)	5 (20)	2 (24)	12	62	0.90	<b>51</b>
BF6	University of Central Florida	Paige Maynard	2 (23)	5 (21)	1 (25)	8	69	1.70	<b>26</b>
BG1	Missouri State University	Liv Busenhardt	2 (22)	5 (21)	4 (22)	11	65	0.95	<b>43</b>
BG2	Missouri State University	Gary Cowdrey-Mota	5 (19)	3 (23)	5 (20)	13	62	0.73	<b>57</b>
C1	Ohio University	Savanah Stachler	1 (24)	4 (21)	2 (23)	7	68	1.75	<b>20</b>
C10	Ohio University	Samantha Fanger	2 (21)	4 (22)	3 (22)	9	65	1.08	<b>36</b>
C6	Ohio University	Taryn Adamczyk	4 (22)	5 (20)	5 (21)	14	63	0.65	<b>63</b>
H11	Mizzou	Ace Roach	3 (21)	2 (23)	3 (23)	8	67	1.17	<b>30</b>
H12	Mizzou	Kaeden Abraham	2 (24)	3 (23)	3 (23)	8	70	1.17	<b>25</b>
H13	Mizzou	Ben Montbriand	2 (23)	2 (24)	2 (24)	6	71	1.50	<b>12</b>
J2	Minnesota State University, Mankato	Sydney Hawkins	4 (19)	4 (22)	3 (22)	11	63	0.83	<b>46</b>
J5	Minnesota State University, Mankato	Idalia Anderson	2 (19)	5 (17)	4 (22)	11	58	0.95	<b>47</b>
K6	Truman State University	Jessie Phillips	4 (21)	1 (25)	1 (24)	6	70	2.25	<b>13</b>
L11	Newberry College	Heather Ray							
N1	Weber State Forensics	Sadie Parkin	5 (20)	3 (23)	1 (24)	9	67	1.53	<b>33</b>
N2	Weber State Forensics	Emma Parkin	3 (23)	2 (22)	5 (19)	10	64	1.03	<b>41</b>
N3	Weber State Forensics	Sienna Gomez	2 (23)	3 (22)	4 (21)	9	66	1.08	<b>34</b>
N4	Weber State Forensics	Emmalee Prince	1 (23)	1 (23)	5 (21)	7	67	2.20	<b>23</b>
O13	Boise State University	Ivan Markevych	3 (20)	2 (24)	4 (22)	9	66	1.08	<b>34</b>
O5	Boise State University	Bridget Gibson	4 (21)	2 (24)	4 (22)	10	67	1.00	<b>38</b>
O6	Boise State University	Allie Hampton	4 (20)	1 (25)	3 (23)	8	68	1.58	<b>28</b>
P10	Whitworth University	Alicia Cooper	3 (22)	3 (23)	5 (21)	11	66	0.87	<b>42</b>
P11	Whitworth University	Avery Hamilton	3 (17)	5 (20)	4 (22)	12	59	0.78	<b>54</b>
P12	Whitworth University	Ize Upham	4 (22)	5 (19)	4 (22)	13	63	0.70	<b>56</b>
P16	Whitworth University	Landon Hicks	5 (18)	5 (21)	4 (21)	14	60	0.65	<b>66</b>
P17	Whitworth University	Bennett Johnson	1 (25)	2 (22)	2 (24)	5	71	2.00	<b>7</b>
P2	Whitworth University	Ahmed Amir	4 (19)	3 (23)	5 (20)	12	62	0.78	<b>53</b>

P3	Whitworth University	Madalyn Dotson	4 (21)	5 (20)	3 (23)	12	64	0.78	<b>50</b>
P4	Whitworth University	Minase Legesse	1 (22)	4 (19)	2 (24)	7	65	1.75	<b>24</b>
P6	Whitworth University	Riia Yazepova	5 (20)	4 (22)	5 (20)	14	62	0.65	<b>65</b>
U13	Webster University	Rachel Hopper	5 (19)	3 (21)	5 (21)	13	61	0.73	<b>61</b>
U6	Webster University	Andrew Meeks	5 (17)	5 (21)	5 (21)	15	59	0.60	<b>70</b>
V11	University of West Florida	Libby Hutchinson	5 (17)	5 (20)	5 (20)	15	57	0.60	<b>72</b>
V2	University of West Florida	Charlie Kern	5 (21)	4 (22)	3 (23)	12	66	0.78	<b>48</b>
V7	University of West Florida	Kaylyn Allen	5 (19)	2 (23)	5 (20)	12	62	0.90	<b>51</b>
W5	Northwest Missouri State University	Andrew Hedin	2 (24)	1 (23)	1 (25)	4	72	2.50	<b>4</b>
Y10	Butler University	Sidney James	5 (16)	5 (21)	5 (13)	15	50	0.60	<b>73</b>
Y12	Butler University	Jackson Busse	5 (19)	3 (23)	5 (20)	13	62	0.73	<b>57</b>
Y3	Butler University	Jonathon Clark	4 (14)	5 (21)	5 (20)	14	55	0.65	<b>67</b>
Z1	William Carey Forensics	Nicholas Madison	1 (24)	4 (22)	1 (25)	6	71	2.25	<b>9</b>
4	Wayne State College	Mariah McDole	5 (21)	4 (22)	5 (20)	14	63	0.65	<b>63</b>

This tournament is being run using SpeechWire Tournament Services software - www.SpeechWire.com.  
© 2004-2026 Ben Stewart - All Rights Reserved. SpeechWire version 4.22.000.

**Pi Kappa Delta Biennial 2026  
Prose Interpretation**

Code	Team	Competitor(s)	Prelims			Rank total	Spkr. points	Recips	Prelim result
			1	2	3				
A1	Ottawa University	Anastasia Stwyer	4 (22)	4 (21)	3 (22)	11	65	0.83	<b>57</b>
AA2	Northern State University	Haylee Bohnet	5 (21)	4 (22)	1 (25)	10	68	1.45	<b>41</b>
AC2	Cameron University	Ryan Kaye	2 (24)	3 (23)	5 (20)	10	67	1.03	<b>44</b>
AC3	Cameron University	Skylar Edwards	5 (18)	4 (20)	1 (24)	10	62	1.45	<b>53</b>
AF2	Louisiana State University	Roan Guidry	1 (25)	1 (23)	3 (22)	5	70	2.33	<b>11</b>
AF3	Louisiana State University	Sam Theriot	1 (25)	4 (22)	4 (22)	9	69	1.50	<b>36</b>
AF9	Louisiana State University	Landon Terro	1 (23)	2 (23)	1 (24)	4	70	2.50	<b>6</b>
AG1	Cedarville University	Nathanael Kolssak	1 (25)	4 (22)	1 (25)	6	72	2.25	<b>12</b>
AG10	Cedarville University	Ellia Torlone	1 (25)	1 (25)	3 (23)	5	73	2.33	<b>7</b>
AG3	Cedarville University	Deidra Hall	2 (24)	1 (25)	2 (24)	5	73	2.00	<b>8</b>
AG4	Cedarville University	Sarah Smith	4 (22)	4 (21)	1 (23)	9	66	1.50	<b>38</b>
AG9	Cedarville University	Liliana Printz	2 (24)	4 (22)	1 (25)	7	71	1.75	<b>20</b>
AH9	Duquesne University	Alyssa Warholic	1 (25)	1 (25)	1 (25)	3	75	3.00	<b>1</b>
AI3	University of Texas at El Paso	Felix Castañon	3 (22)	2 (24)	2 (24)	7	70	1.33	<b>22</b>
AI4	University of Texas at El Paso	Riley Ramirez	5 (21)	3 (21)	5 (20)	13	62	0.73	<b>80</b>
AI6	University of Texas at El Paso								
AJ3	LSU-Shreveport	Jasmine Forck	5 (21)	5 (17)	5 (19)	15	57	0.60	<b>95</b>
AM2	Whitman College	Ana Collins	1 (25)	2 (24)	5 (21)	8	70	1.70	<b>29</b>
AM3	Whitman College	Louis Stark	5 (20)	5 (20)	5 (21)	15	61	0.60	<b>93</b>
AM5	Whitman College	Grace Hardy	3 (22)	2 (24)	2 (23)	7	69	1.33	<b>26</b>
AO11	Simpson College	Aaron Harnden Jr.	5 (20)	3 (23)	4 (22)	12	65	0.78	<b>67</b>
AO12	Simpson College	Madeline Waddingham	1 (25)	4 (22)	5 (18)	10	65	1.45	<b>50</b>
AO19	Simpson College	Rachel Garcia	1 (25)	2 (24)	2 (24)	5	73	2.00	<b>8</b>
AO5	Simpson College	Mya Postel	3 (21)	2 (24)	5 (21)	10	66	1.03	<b>47</b>
AO8	Simpson College	Henry Godar	1 (24)	1 (25)	2 (24)	4	73	2.50	<b>3</b>
AP4	Marshall University	Maxwell Harris	2 (24)	4 (21)	5 (20)	11	65	0.95	<b>56</b>
AP5	Marshall University	Addison Crum	2 (22)	1 (22)	3 (23)	6	67	1.83	<b>19</b>
AQ11	Texas Christian University	Landon Peugh	2 (22)	5 (21)	4 (20)	11	63	0.95	<b>60</b>
AQ2	Texas Christian University	Mason Hatfield	4 (21)	4 (21)	3 (22)	11	64	0.83	<b>59</b>
AQ3	Texas Christian University	Gabriella Longoria	4 (19)	3 (22)	5 (21)	12	62	0.78	<b>74</b>
AQ9	Texas Christian University	Ellington Holkmann	3 (23)	5 (21)	3 (23)	11	67	0.87	<b>54</b>
AR3	Sterling College	Brennan Blake	5 (21)	5 (18)	2 (24)	12	63	0.90	<b>72</b>
AY2	University of Central Missouri	Caleb Dillon	4 (22)	1 (25)	5 (19)	10	66	1.45	<b>46</b>
AY6	University of Central Missouri	Paige Showen	2 (22)	3 (23)	1 (25)	6	70	1.83	<b>16</b>
AY7	University of Central Missouri	Hannah Rodriguez-Nemeth	4 (22)	5 (19)	4 (18)	13	59	0.70	<b>86</b>
B2	McNeese State University	Caleb Wilson	1 (23)	5 (20)	1 (24)	7	67	2.20	<b>28</b>
BC22	UCSD	Aryanna Morales	2 (23)	1 (25)	1 (25)	4	73	2.50	<b>3</b>
BC9	UCSD	Sarisha Agarwala	5 (19)	5 (14)	5 (19)	15	52	0.60	<b>96</b>
BD4	University of Montana Debate&Speech	Ethan Andersch	5 (20)	3 (23)	5 (19)	13	62	0.73	<b>80</b>
BF1	University of Central Florida	Charmi Gopu	5 (21)	3 (22)	5 (21)	13	64	0.73	<b>77</b>
BF3	University of Central Florida	Jack Eagle	3 (23)	2 (24)	5 (19)	10	66	1.03	<b>47</b>
BF6	University of Central Florida	Paige Maynard	1 (25)	1 (24)	2 (23)	4	72	2.50	<b>5</b>
BF7	University of Central Florida	Ryan Richards	3 (23)	3 (22)	4 (21)	10	66	0.92	<b>49</b>
BF9	University of Central Florida	Olive Arderius	4 (22)	5 (21)	3 (23)	12	66	0.78	<b>63</b>
BI1	Texas Tech Red Raiders	Jordan Dolen	5 (19)	5 (20)	5 (20)	15	59	0.60	<b>94</b>
BL1	South Dakota State University	Edie Oliver	3 (23)	2 (24)	5 (21)	10	68	1.03	<b>43</b>
BL3	South Dakota State University	Rylee Cawley	2 (24)	3 (22)	3 (23)	8	69	1.17	<b>30</b>
C11	Ohio University	Silas Graser	4 (20)	4 (22)	4 (22)	12	64	0.75	<b>70</b>
C12	Ohio University	Emily Osborne	1 (25)	5 (21)	4 (22)	10	68	1.45	<b>41</b>
C13	Ohio University	Maddy Purcell	2 (24)	3 (23)	1 (24)	6	71	1.83	<b>14</b>
C14	Ohio University	Chloe Daniel	5 (21)	5 (19)	3 (23)	13	63	0.73	<b>78</b>
C2	Ohio University	Chloe Watts	5 (19)	4 (22)	5 (17)	14	58	0.65	<b>91</b>
C4	Ohio University	Lexi Taylor	4 (22)	2 (23)	4 (22)	10	67	1.00	<b>45</b>
C6	Ohio University	Taryn Adamczyk	4 (14)	3 (20)	5 (20)	12	54	0.78	<b>76</b>
C7	Ohio University	Kristi Kotowski	5 (19)	5 (19)	2 (24)	12	62	0.90	<b>73</b>
H12	Mizzou	Kaeden Abraham	1 (25)	1 (24)	1 (25)	3	74	3.00	<b>2</b>
H13	Mizzou	Ben Montbriand	3 (19)	1 (25)	2 (24)	6	68	1.83	<b>18</b>
H7	Mizzou	Lilly Nutter	1 (25)	5 (20)	2 (23)	8	68	1.70	<b>31</b>
J4	Minnesota State University, Mankato	Kennedy Hayden	2 (23)	5 (21)	5 (21)	12	65	0.90	<b>65</b>
J5	Minnesota State University, Mankato	Idalia Anderson	5 (13)	5 (19)	4 (22)	14	54	0.65	<b>92</b>

K6	Truman State University	Jessie Phillips	2 (24)	1 (25)	2 (24)	5	73	2.00	<b>8</b>
K7	Truman State University	Briggs Maynor	2 (24)	2 (23)	4 (21)	8	68	1.25	<b>33</b>
K9	Truman State University	Ashton Mullen	3 (21)	2 (22)	3 (23)	8	66	1.17	<b>34</b>
N3	Weber State Forensics	Sienna Gomez	3 (22)	4 (21)	1 (25)	8	68	1.58	<b>32</b>
O1	Boise State University	Jesse Madison	4 (21)	4 (22)	2 (21)	10	64	1.00	<b>51</b>
O11	Boise State University	Kiryn Willett	4 (22)	5 (19)	5 (20)	14	61	0.65	<b>87</b>
O12	Boise State University	Cadence Marang	5 (20)	3 (23)	4 (21)	12	64	0.78	<b>68</b>
O13	Boise State University	Ivan Markevych	3 (23)	2 (21)	2 (24)	7	68	1.33	<b>27</b>
O14	Boise State University	Colby Bond	2 (24)	2 (24)	5 (21)	9	69	1.20	<b>37</b>
O15	Boise State University	Ben Hobbs	5 (20)	3 (22)	5 (21)	13	63	0.73	<b>78</b>
O4	Boise State University	Ariana Ashby	3 (23)	5 (19)	5 (19)	13	61	0.73	<b>84</b>
O6	Boise State University	Allie Hampton	1 (23)	3 (23)	3 (23)	7	69	1.67	<b>25</b>
O7	Boise State University	Sam Kleman	5 (18)	5 (21)	3 (23)	13	62	0.73	<b>80</b>
O8	Boise State University	Jaxon Holmes	5 (20)	3 (22)	4 (22)	12	64	0.78	<b>68</b>
O9	Boise State University	Aleigh Holmes	3 (23)	2 (24)	2 (23)	7	70	1.33	<b>22</b>
P11	Whitworth University	Avery Hamilton	2 (24)	4 (19)	4 (21)	10	64	1.00	<b>51</b>
P12	Whitworth University	Ize Upham	5 (20)	1 (24)	5 (20)	11	64	1.40	<b>58</b>
P7	Whitworth University	Elly Osborne	2 (20)	5 (20)	2 (22)	9	62	1.20	<b>40</b>
P8	Whitworth University	Norah McLaughlin	1 (23)	3 (22)	5 (20)	9	65	1.53	<b>39</b>
P9	Whitworth University	Kyla Shodahl	5 (19)	5 (18)	3 (23)	13	60	0.73	<b>85</b>
U11	Webster University	Rose Smoots	4 (20)	5 (20)	5 (20)	14	60	0.65	<b>88</b>
U12	Webster University	Eva Watters	5 (20)	5 (20)	3 (22)	13	62	0.73	<b>80</b>
U2	Webster University	Adi Sharma	5 (12)	5 (19)	5 (20)	15	51	0.60	<b>97</b>
U6	Webster University	Andrew Meeks	4 (21)	4 (21)	4 (22)	12	64	0.75	<b>70</b>
V1	University of West Florida	Asher Anderson	4 (22)	1 (24)	2 (24)	7	70	1.75	<b>21</b>
V10	University of West Florida	Isis Pariz	5 (18)	5 (20)	4 (21)	14	59	0.65	<b>89</b>
V11	University of West Florida	Libby Hutchinson	5 (21)	4 (21)	5 (17)	14	59	0.65	<b>89</b>
V5	University of West Florida	Mea Brahier	5 (20)	5 (20)	1 (25)	11	65	1.40	<b>55</b>
V7	University of West Florida	Kaylyn Allen	5 (18)	3 (23)	3 (21)	11	62	0.87	<b>61</b>
V8	University of West Florida	Ashlee Hammonds	5 (21)	5 (20)	2 (24)	12	65	0.90	<b>65</b>
W3	Northwest Missouri State University	Taylee Parmenter	2 (24)	2 (24)	3 (22)	7	70	1.33	<b>22</b>
W5	Northwest Missouri State University	Andrew Hedin	3 (23)	2 (23)	1 (25)	6	71	1.83	<b>14</b>
W6	Northwest Missouri State University	Mason Moore	5 (20)	1 (25)	5 (16)	11	61	1.40	<b>62</b>
Y11	Butler University	Grace McLaughlin	3 (21)	5 (19)	4 (20)	12	60	0.78	<b>75</b>
Y12	Butler University	Jackson Busse	3 (23)	5 (21)	4 (22)	12	66	0.78	<b>63</b>
Y9	Butler University	Gaby Seleps	4 (20)	1 (25)	3 (20)	8	65	1.58	<b>35</b>
Z2	William Carey Forensics	Robin Anne Weeks	4 (22)	1 (25)	1 (25)	6	72	2.25	<b>12</b>
4	Wayne State College	Mariah McDole	3 (23)	2 (24)	1 (22)	6	69	1.83	<b>17</b>

**Pi Kappa Delta Biennial 2026  
Public Forum Debate**

Competitor	Round 1	Round 2	Round 3	Round 4	Round 5	Totals	Results
<b>Boise State Un AAJM</b> Boise State University	W - Northern State LCEB - Neg BC2 Julian Mackenzie	W - Truman State U EBGS - Neg AM4 Ana Dillard	W - Simpson Colleg HGEK - AFF AM5 Glenn Gaeke	W - Simpson Colleg ABIC - Neg AM2 Jennifer McNitt	L - Simpson Colleg AJRG - AFF AN4 Cody Sanders	<b>4-1</b> 288	<b>2nd</b>
Ariana Ashby	30.00 (1.00)	29.00 (2.00)	30.00 (1.00)	30.00 (1.00)	27.00 (1.00)	146.00	1st
Jesse Madison	29.00 (2.00)	29.00 (1.00)	29.00 (2.00)	29.00 (2.00)	26.00 (3.00)	142.00	8th
<b>Boise State Un APAH</b> Boise State University	W - Simpson Colleg GBWM - Neg AM9 Baker Weilert	W - Whitman Colleg ACLL - AFF K2 Kevin Minch	W - Northern State LAHS - AFF AN5 Ryan Corso-Gonzales	W - Truman State U ERSF - AFF BC2 Julian Mackenzie	W - Central Michig MPTK - Neg AM4 Ana Dillard	<b>5-0</b> 283	<b>1st</b>
Adam Pendergrass	27.00 (3.00)	29.00 (1.00)	28.00 (1.00)	30.00 (1.00)	29.00 (1.00)	143.00	5th
Allie Hampton	28.00 (2.00)	28.00 (2.00)	26.00 (3.00)	29.00 (2.00)	29.00 (2.00)	140.00	13th
<b>Boise State Un IMKW</b> Boise State University	L - Central Michig MPTK - Neg AB18 Md Emran Hossain	L - Simpson Colleg KMAL - AFF AN4 Cody Sanders	W - Butler Unvers JLAA - AFF AB9 Farhana Akter	W - Northern State LCEB - AFF AM5 Glenn Gaeke	W - UCSD RLGK - AFF K2 Kevin Minch	<b>3-2</b> 276	<b>9th</b>
Ivan Markevych	25.00 (1.00)	28.00 (1.00)	27.00 (3.00)	28.00 (2.00)	30.00 (1.00)	138.00	22nd
Kiryn Willett	26.00 (2.00)	25.00 (4.00)	29.00 (2.00)	29.00 (1.00)	29.00 (2.00)	138.00	18th
<b>Butler Unvers JLAA</b> Butler University	L - Simpson Colleg ABIC - Neg O13 Luke Yeates	L - Simpson Colleg HGEK - AFF AM2 Jennifer McNitt	L - Boise State Un IMKW - Neg AB9 Farhana Akter	<b>BYE</b>	L - Whitman Colleg ACLL - AFF AO8 Tyler Slinkard	<b>1-4</b> 268.75	<b>21st</b>
Aleena Ahmad	27.00 (2.00)	28.00 (3.00)	24.00 (4.00)	27.00 (2.75)	29.00 (2.00)	135.00	34th
Jessica Lubbehusen	25.00 (4.00)	25.00 (4.00)	30.00 (1.00)	26.75 (3.25)	27.00 (4.00)	133.75	43rd
<b>Central Michig AKRD</b> Central Michigan University	L - Truman State U ERSF - AFF AM5 Glenn Gaeke	W - Simpson Colleg KGJJ - Neg O10 Sara Beck	W - Whitman Colleg GHOK - AFF AO13 Eduardo Magalhaes III	L - Simpson Colleg GBWM - AFF AB1 Sadie Weiss	W - Simpson Colleg ABIC - AFF AB28 Rifat Mia	<b>3-2</b> 272	<b>12th</b>
Raegan Dallaire	27.00 (3.00)	28.00 (1.00)	27.00 (3.00)	26.00 (3.00)	30.00 (1.00)	138.00	23rd
George Rhodes	26.00 (4.00)	26.00 (3.00)	28.00 (1.00)	25.00 (4.00)	29.00 (2.00)	134.00	39th
<b>Central Michig MPTK</b> Central Michigan University	W - Boise State Un IMKW - AFF AB18 Md Emran Hossain	L - Northern State LAHS - AFF BC2 Julian Mackenzie	W - UCSD JYGF - AFF AO2 Breanna Prater	W - Simpson Colleg KMAL - AFF O10 Sara Beck	L - Boise State Un APAH - AFF AM4 Ana Dillard	<b>3-2</b> 280	<b>8th</b>
Teagan Kazin	28.00 (4.00)	26.00 (4.00)	27.00 (3.00)	29.00 (3.00)	28.00 (4.00)	138.00	19th
Mason Pickard	27.00 (3.00)	27.00 (3.00)	30.00 (1.00)	30.00 (1.00)	28.00 (3.00)	142.00	9th
<b>Central Michig SPNA</b> Central Michigan University	W - UCSD JYGF - AFF AO13 Eduardo Magalhaes III	W - Whitman Colleg VGLS - AFF O13 Luke Yeates	L - Simpson Colleg ABIC - AFF O10 Sara Beck	L - Simpson Colleg HGEK - AFF AM4 Ana Dillard	L - Northern State LAHS - AFF AM2 Jennifer McNitt	<b>2-3</b> 263	<b>18th</b>
Niclas Armstead	25.00 (3.00)	26.00 (3.00)	26.00 (2.00)	27.00 (4.00)	27.00 (3.00)	131.00	42nd
Samantha Prince	27.00 (1.00)	28.00 (1.00)	24.00 (4.00)	27.00 (3.00)	26.00 (4.00)	132.00	41st
<b>Northern State LAHS</b> Northern State University	W - Simpson Colleg KGJJ - Neg AN4 Cody Sanders	W - Central Michig MPTK - Neg BC2 Julian Mackenzie	L - Boise State Un APAH - Neg AN5 Ryan Corso-Gonzales	L - Truman State U JUNC - AFF O13 Luke Yeates	W - Central Michig SPNA - Neg AM2 Jennifer McNitt	<b>3-2</b> 272	<b>11th</b>
Liv Ashley	26.00 (1.00)	29.00 (1.00)	25.00 (4.00)	27.00 (3.00)	29.00 (1.00)	136.00	29th
Hannah Smith	27.00 (2.00)	28.00 (2.00)	27.00 (2.00)	26.00 (4.00)	28.00 (2.00)	136.00	27th
<b>Northern State LCEB</b> Northern State University	L - Boise State Un AAJM - AFF BC2 Julian Mackenzie	W - Whitman Colleg GHOK - AFF AB28 Rifat Mia	L - Truman State U JUNC - AFF AM4 Ana Dillard	L - Boise State Un IMKW - Neg AM5 Glenn Gaeke	W - Whitman Colleg VGLS - AFF AB18 Md Emran Hossain	<b>2-3</b> 273	<b>15th</b>
Lauren Carpenter	27.00 (4.00)	29.00 (2.00)	25.00 (4.00)	26.00 (4.00)	27.00 (2.00)	134.00	40th
Elana Bishop	28.00 (3.00)	30.00 (1.00)	26.00 (3.00)	27.00 (3.00)	28.00 (1.00)	139.00	16th
<b>Simpson Colleg ABIC</b> Simpson College	W - Butler Unvers JLAA - AFF O13 Luke Yeates	L - UCSD JYGF - AFF AM5 Glenn Gaeke	W - Central Michig SPNA - Neg O10 Sara Beck	L - Boise State Un AAJM - AFF AM2 Jennifer McNitt	L - Central Michig AKRD - Neg AB28 Rifat Mia	<b>2-3</b> 263	<b>19th</b>
Alex Beveridge	26.00 (3.00)	26.00 (3.00)	27.00 (1.00)	28.00 (3.00)	27.00 (3.00)	134.00	36th
Izzy Carter	28.00 (1.00)	25.00 (4.00)	25.00 (3.00)	25.00 (4.00)	26.00 (4.00)	129.00	45th
<b>Simpson Colleg AJRG</b> Simpson College	W - UCSD RLGK - Neg AM4 Ana Dillard	L - Truman State U JUNC - Neg AN5 Ryan Corso-Gonzales	W - Truman State U EBGS - Neg AM2 Jennifer McNitt	W - Whitman Colleg VGLS - Neg K2 Kevin Minch	W - Boise State Un AAJM - Neg AN4 Cody Sanders	<b>4-1</b> 275	<b>5th</b>
Aidan Jones	29.00 (1.00)	27.00 (3.00)	30.00 (1.00)	29.00 (1.00)	25.00 (4.00)	140.00	14th
Rachel Garcia	29.00 (2.00)	26.00 (4.00)	27.00 (4.00)	27.00 (3.00)	26.00 (2.00)	135.00	35th
<b>Simpson Colleg GBWM</b> Simpson College	L - Boise State Un APAH - AFF AM9 Baker Weilert	<b>BYE</b>	W - Whitman Colleg ACLL - Neg AN4 Cody Sanders	W - Central Michig AKRD - Neg AB1 Sadie Weiss	L - Truman State U JUNC - Neg AM5 Glenn Gaeke	<b>3-2</b> 273.75	<b>10th</b>
Garrett Bond	26.00 (4.00)	26.75 (3.25)	26.00 (3.00)	28.00 (2.00)	27.00 (4.00)	133.75	37th
Wesley McDowell	29.00 (1.00)	28.00 (1.50)	28.00 (1.00)	29.00 (1.00)	26.00 (3.00)	140.00	12th
<b>Simpson Colleg HGEK</b> Simpson College	W - Truman State U JUNC - AFF O10 Sara Beck	W - Butler Unvers JLAA - Neg AM2 Jennifer McNitt	L - Boise State Un AAJM - Neg AM5 Glenn Gaeke	W - Central Michig SPNA - Neg AM4 Ana Dillard	W - Truman State U ERSF - AFF AA1 Kelsie Roberts	<b>4-1</b> 286	<b>3rd</b>
Henry Godar	26.00 (3.00)	29.00 (2.00)	28.00 (3.00)	29.00 (2.00)	30.00 (2.00)	142.00	10th
Edward Kent	30.00 (1.00)	29.00 (1.00)	27.00 (4.00)	29.00 (1.00)	29.00 (4.00)	144.00	3rd
<b>Simpson Colleg KGJJ</b> Simpson College	L - Northern State LAHS - AFF AN4 Cody Sanders	L - Central Michig AKRD - AFF O10 Sara Beck	L - Whitman Colleg VGLS - Neg BC2 Julian Mackenzie	L - Whitman Colleg GHOK - AFF AB16 Leigh Cummins	<b>BYE</b>	<b>1-4</b> 265	<b>22nd</b>
Kyler Griffis	25.00 (4.00)	25.00 (4.00)	26.00 (4.00)	26.00 (4.00)	25.50 (4.00)	127.50	44th
Jamie Jager	26.00 (3.00)	27.00 (2.00)	27.00 (3.00)	30.00 (1.00)	27.50 (2.25)	137.50	28th
<b>Simpson Colleg KMAL</b> Simpson College	W - Whitman Colleg VGLS - Neg AB28 Rifat Mia	W - Boise State Un IMKW - Neg AN4 Cody Sanders	L - Truman State U ERSF - AFF O13 Luke Yeates	L - Central Michig MPTK - Neg O10 Sara Beck	L - Truman State U EBGS - Neg BC2 Julian Mackenzie	<b>2-3</b> 280	<b>13th</b>
Kennedy Moore	29.00 (2.00)	26.00 (3.00)	26.00 (4.00)	29.00 (4.00)	27.00 (4.00)	137.00	26th
Aurore Lonyome	30.00 (1.00)	27.00 (2.00)	27.00 (3.00)	30.00 (2.00)	29.00 (2.00)	143.00	4th
<b>Truman State U EBGS</b> Truman State University	W - Whitman Colleg GHOK - Neg AN5 Ryan Corso-Gonzales	L - Boise State Un AAJM - AFF AM4 Ana Dillard	L - Simpson Colleg AJRG - AFF AM2 Jennifer McNitt	W - UCSD JYGF - AFF AN4 Cody Sanders	W - Simpson Colleg KMAL - AFF BC2 Julian Mackenzie	<b>3-2</b> 282	<b>7th</b>
Emmett Beeson	27.00 (3.00)	28.00 (3.00)	29.00 (3.00)	26.00 (4.00)	28.00 (3.00)	138.00	20th
Cooper Spacil	29.00 (1.00)	27.00 (4.00)	29.00 (2.00)	29.00 (1.00)	30.00 (1.00)	144.00	2nd

<b>Truman State U ERSP</b> Truman State University	<b>W</b> - Central Michig AKRD - Neg AM5 Glenn Gaeke	<b>W</b> - UCSD RLGK - AFF AB18 Md Emran Hossain	<b>W</b> - Simpson Colleg KMAL - Neg O13 Luke Yeates	<b>L</b> - Boise State Un APAH - Neg BC2 Julian Mackenzie	<b>L</b> - Simpson Colleg HGEK - Neg AA1 Kelsie Roberts	<b>3-2</b> 284	<b>6th</b>
Eric Rotert	30.00 (1.00)	28.00 (4.00)	29.00 (1.00)	27.00 (4.00)	29.00 (3.00)	143.00	6th
Sawyer Partney	29.00 (2.00)	26.00 (2.00)	28.00 (2.00)	28.00 (3.00)	30.00 (1.00)	141.00	11th
<b>Truman State U JUNC</b> Truman State University	<b>L</b> - Simpson Colleg HGEK - Neg O10 Sara Beck	<b>W</b> - Simpson Colleg AJRG - AFF AN5 Ryan Corso-Gonzales	<b>W</b> - Northern State LCEB - Neg AM4 Ana Dillard	<b>W</b> - Northern State LAHS - Neg O13 Luke Yeates	<b>W</b> - Simpson Colleg GBWM - AFF AM5 Glenn Gaeke	<b>4-1</b> 281	<b>4th</b>
Jack Unsell	28.00 (2.00)	29.00 (2.00)	28.00 (1.00)	29.00 (1.00)	28.00 (2.00)	142.00	7th
Nevaeh Carter	25.00 (4.00)	30.00 (1.00)	27.00 (2.00)	28.00 (2.00)	29.00 (1.00)	139.00	15th
<b>UCSD JYGF</b> UCSD	<b>L</b> - Central Michig SPNA - Neg AO13 Eduardo Magalhaes III	<b>W</b> - Simpson Colleg ABIC - Neg AM5 Glenn Gaeke	<b>L</b> - Central Michig MPTK - Neg AO2 Breanna Prater	<b>L</b> - Truman State U EBSCS - Neg AN4 Cody Sanders	<b>W</b> - Whitman Colleg GHOK - AFF O13 Luke Yeates	<b>2-3</b> 271	<b>16th</b>
Joy Yomogida	25.00 (4.00)	27.00 (2.00)	28.00 (2.00)	27.00 (3.00)	28.00 (3.00)	135.00	30th
Giana Ferrero	26.00 (2.00)	28.00 (1.00)	25.00 (4.00)	27.00 (2.00)	30.00 (1.00)	136.00	33rd
<b>UCSD RLGK</b> UCSD	<b>L</b> - Simpson Colleg AJRG - AFF AM4 Ana Dillard	<b>L</b> - Truman State U ERSP - Neg AB18 Md Emran Hossain	<b>BYE</b>	<b>W</b> - Whitman Colleg ACLL - AFF AO6 Terri Magalhaes	<b>L</b> - Boise State Un IMKW - Neg K2 Kevin Minch	<b>2-3</b> 271.25	<b>14th</b>
Richey Li	28.00 (4.00)	25.00 (1.00)	27.00 (2.25)	28.00 (1.00)	27.00 (3.00)	135.00	31st
Gursimar Kaur	28.00 (3.00)	27.00 (3.00)	27.25 (3.00)	27.00 (2.00)	27.00 (4.00)	136.25	21st
<b>Whitman Colleg ACLL</b> Whitman College	<b>BYE</b>	<b>L</b> - Boise State Un APAH - Neg K2 Kevin Minch	<b>L</b> - Simpson Colleg GBWM - AFF AN4 Cody Sanders	<b>L</b> - UCSD RLGK - Neg AO6 Terri Magalhaes	<b>W</b> - Butler Unvers JLAA - Neg AO8 Tyler Slinkard	<b>2-3</b> 270	<b>17th</b>
Ana Collins	27.00 (3.00)	27.00 (4.00)	25.00 (4.00)	26.00 (3.00)	30.00 (1.00)	135.00	38th
Liz Lovett	27.00 (3.00)	28.00 (3.00)	27.00 (2.00)	25.00 (4.00)	28.00 (3.00)	135.00	32nd
<b>Whitman Colleg GHOK</b> Whitman College	<b>L</b> - Truman State U EBSCS - AFF AN5 Ryan Corso-Gonzales	<b>L</b> - Northern State LCEB - Neg AB28 Rifat Mia	<b>L</b> - Central Michig AKRD - Neg AO13 Eduardo Magalhaes III	<b>W</b> - Simpson Colleg KGJJ - Neg AB16 Leigh Cummins	<b>L</b> - UCSD JYGF - Neg O13 Luke Yeates	<b>1-4</b> 275	<b>20th</b>
Grace Hardy	27.00 (4.00)	26.00 (4.00)	28.00 (2.00)	28.00 (3.00)	29.00 (2.00)	138.00	17th
Oliver Kaufman	28.00 (2.00)	27.00 (3.00)	26.00 (4.00)	29.00 (2.00)	27.00 (4.00)	137.00	24th
<b>Whitman Colleg VGLS</b> Whitman College	<b>L</b> - Simpson Colleg KMAL - AFF AB28 Rifat Mia	<b>L</b> - Central Michig SPNA - Neg O13 Luke Yeates	<b>W</b> - Simpson Colleg KGJJ - AFF BC2 Julian Mackenzie	<b>L</b> - Simpson Colleg AJRG - AFF K2 Kevin Minch	<b>L</b> - Northern State LCEB - Neg AB18 Md Emran Hossain	<b>1-4</b> 263	<b>23rd</b>
Valeri Garcia	23.00 (4.00)	25.00 (4.00)	28.00 (2.00)	25.00 (4.00)	25.00 (4.00)	126.00	46th
Louis Stark	27.00 (3.00)	27.00 (2.00)	29.00 (1.00)	28.00 (2.00)	26.00 (3.00)	137.00	25th

This tournament is being run using SpeechWire Tournament Services software - www.SpeechWire.com.  
© 2004-2026 Ben Stewart - All Rights Reserved. SpeechWire version 4.22.000.

**Pi Kappa Delta Biennial 2026  
Reader's Theater**

Code	Team	Competitor(s)	Prelims		Rank total	Spkr. points	Recips	Prelim result
			1	2				
AG11	Cedarville University	Ellia Torlone, Noah Hollenbach, Christopher Rhodes and Eliana Boerner	1 (25)	2 (24)	3	49	1.50	<b>2</b>
AQ6	Texas Christian University	Natalie Pelan, Gabriella Longoria, Ellie Griffin, Landon Peugh, Ellington Holkmann and Oliver Roberts	1 (24)	1 (24)	2	48	2.00	<b>1</b>
C4	Ohio University	Lexi Taylor, Emily Osborne and Silas Graser	2 (24)	1 (25)	3	49	1.50	<b>2</b>
P9	Whitworth University	Kyla Shodahl, Alicia Cooper, Madalyn Dotson, Norah McLaughlin and Ize Upham	2 (22)	3 (23)	5	45	0.83	<b>4</b>
Y3	Butler University	Jackson Busse, Gaby Seleps, Grace McLaughlin, Sam Gomez and Jonathon Clark	3 (23)	2 (20)	5	43	0.83	<b>5</b>

This tournament is being run using SpeechWire Tournament Services software - www.SpeechWire.com.  
 © 2004-2026 Ben Stewart - All Rights Reserved. SpeechWire version 4.22.000.

**Pi Kappa Delta Biennial 2026**  
**Spanish Impromptu**

Code	Team	Competitor(s)	Prelims			Rank total	Spkr. points	Recips	Prelim result
			1	2	3				
AH8	Duquesne University	Dominic Failor	4 (22)	3 (22)	5 (20)	12	64	0.78	<b>5</b>
AI1	University of Texas at El Paso	Sebastian Perez-Navarro	1 (25)	1 (25)	2 (24)	4	74	2.50	<b>1</b>
AM4	Whitman College	Valeri Garcia	5 (20)	5 (19)	5 (17)	15	56	0.60	<b>6</b>
AX4	Transylvania University	Anna Marasco Quibrera	5 (21)	2 (23)	1 (25)	8	69	1.70	<b>2</b>
BI7	Texas Tech Red Raiders	Christian Burgos			5 (21)	5	21	0.20	<b>7</b>
P1	Whitworth University	Parker Alvarez	2 (24)	4 (21)	3 (23)	9	68	1.08	<b>3</b>
Y9	Butler University	Gaby Seleps	3 (23)	5 (20)	4 (22)	12	65	0.78	<b>4</b>

This tournament is being run using SpeechWire Tournament Services software - www.SpeechWire.com.  
 © 2004-2026 Ben Stewart - All Rights Reserved. SpeechWire version 4.22.000.

**Pi Kappa Delta Biennial 2026**  
**Spanish Interp**

Code	Team	Competitor(s)	Prelims			Rank total	Spkr. points	Recips	Prelim result
			1	2	3				
A15	University of Texas at El Paso	Arely Avitia	1 (25)	1 (25)	1 (25)	3	75	3.00	<b>1</b>
AO18	Simpson College	Selena Constanza-Chavez	2 (24)	3 (23)	2 (23)	7	70	1.33	<b>2</b>
AX4	Transylvania University	Anna Marasco Quibrera	5 (20)	2 (24)	5 (20)	12	64	0.90	<b>4</b>
BC21	UCSD	Aracely Tobias	4 (21)	5 (20)	3 (22)	12	63	0.78	<b>5</b>
J3	Minnesota State University, Mankato	Micah Allen	3 (22)	4 (22)	4 (21)	11	65	0.83	<b>3</b>
V10	University of West Florida	Isis Pariz	5 (19)	5 (21)	5 (19)	15	59	0.60	<b>6</b>

This tournament is being run using SpeechWire Tournament Services software - www.SpeechWire.com.  
 © 2004-2026 Ben Stewart - All Rights Reserved. SpeechWire version 4.22.000.

**Pi Kappa Delta Biennial 2026**  
**Spanish Platform Address**

Code	Team	Competitor(s)	Prelims			Rank total	Spkr. points	Recips	Prelim result
			1	2	3				
AI5	University of Texas at El Paso	Arely Avitia	1 (23)	1 (25)	1 (25)	3	73	3.00	<b>1</b>
AM4	Whitman College	Valeri Garcia	4 (20)	3 (22)	5 (21)	12	63	0.78	<b>4</b>
AY3	University of Central Missouri	Carolyn Rodarte	3 (21)	5 (18)	3 (23)	11	62	0.87	<b>3</b>
BC1	UCSD	Lillian Theis	5 (19)	4 (19)	4 (22)	13	60	0.70	<b>5</b>
K11	Truman State University	Emmett Beeson	2 (22)	2 (24)	2 (24)	6	70	1.50	<b>2</b>

This tournament is being run using SpeechWire Tournament Services software - [www.SpeechWire.com](http://www.SpeechWire.com).  
 © 2004-2026 Ben Stewart - All Rights Reserved. SpeechWire version 4.22.000.

**Pi Kappa Delta Biennial 2026  
Student Scholarship**

Code	Team	Competitor(s)	Prelims			Rank total	Spkr. points	Recips	Prelim result
			1	2	3				
AA1	Northern State University	Abiah George	2 (24)	1 (23)	3 (23)	6	70	1.83	<b>11</b>
AD1	Ferris State University	Rose House	4 (21)	3 (22)	5 (20)	12	63	0.78	<b>30</b>
AF6	Louisiana State University	Cade Savoy	1 (25)	5 (20)	4 (22)	10	67	1.45	<b>23</b>
AJ8	LSU-Shreveport	Lindsay Duede	5 (15)			5	15	0.20	<b>41</b>
AM4	Whitman College	Valeri Garcia	4 (22)	3 (21)	4 (22)	11	65	0.83	<b>28</b>
AM6	Whitman College	Oliver Kaufman	5 (1)			5	1	0.20	<b>42</b>
AO1	Simpson College	Edward Kent	2 (24)	1 (25)	2 (24)	5	73	2.00	<b>5</b>
AO10	Simpson College	Dillon Sullivan	3 (21)	3 (22)	3 (22)	9	65	1.00	<b>21</b>
AO13	Simpson College	Garrett Bond	5 (20)	5 (19)	5 (21)	15	60	0.60	<b>38</b>
AO14	Simpson College	Izzy Carter	5 (19)	5 (19)	5 (21)	15	59	0.60	<b>39</b>
AO15	Simpson College	Aidan Jones	3 (22)	2 (21)	2 (24)	7	67	1.33	<b>13</b>
AO17	Simpson College	Ella Glawatz	2 (24)	1 (25)	2 (24)	5	73	2.00	<b>5</b>
AO19	Simpson College	Rachel Garcia	4 (22)	1 (24)	3 (22)	8	68	1.58	<b>15</b>
AO7	Simpson College	Kennedy Moore	2 (24)	5 (18)	4 (21)	11	63	0.95	<b>29</b>
AQ10	Texas Christian University	Ellie Griffin	1 (25)	5 (15)	3 (22)	9	62	1.53	<b>22</b>
AQ5	Texas Christian University	Arianna LeBlanc	3 (23)	1 (25)	1 (25)	5	73	2.33	<b>4</b>
AQ6	Texas Christian University	Natalie Pelan	1 (25)	2 (23)	1 (25)	4	73	2.50	<b>1</b>
AY1	University of Central Missouri	Ashley Singh	5 (21)	5 (18)	2 (23)	12	62	0.90	<b>32</b>
AY10	University of Central Missouri	Alyna Mathews	5 (20)	4 (20)	5 (20)	14	60	0.65	<b>37</b>
AY5	University of Central Missouri	Luke Fitzsimmons	2 (23)	1 (24)	1 (24)	4	71	2.50	<b>2</b>
BC14	UCSD	Brian Masse							
BC15	UCSD	Chamiru Dewundaraliyanawaduge	3 (23)	5 (17)	1 (25)	9	65	1.53	<b>20</b>
BC17	UCSD	Trisha Sharma	4 (22)	1 (24)	1 (25)	6	71	2.25	<b>9</b>
BC18	UCSD	Caroline Jethmal	3 (23)	2 (23)	5 (20)	10	66	1.03	<b>25</b>
BC6	UCSD	Joy Yomogida	1 (24)	2 (22)	3 (23)	6	69	1.83	<b>12</b>
C1	Ohio University	Savanah Stachler	2 (24)	3 (23)	1 (24)	6	71	1.83	<b>10</b>
C11	Ohio University	Silas Graser	1 (25)	4 (20)	3 (23)	8	68	1.58	<b>15</b>
C13	Ohio University	Maddy Purcell	4 (22)	4 (19)	2 (23)	10	64	1.00	<b>27</b>
H14	Mizzou	Dustin Wallace & Madison Arenaz	5 (21)	4 (21)	4 (22)	13	64	0.70	<b>35</b>
K7	Truman State University	Briggs Maynor	5 (20)	3 (20)	4 (22)	12	62	0.78	<b>33</b>
L11	Newberry College	Heather Ray							
O10	Boise State University	Adam Pendergrass	4 (22)	2 (24)	4 (21)	10	67	1.00	<b>24</b>
O11	Boise State University	Kirynt Willett	1 (25)	2 (22)	1 (24)	4	71	2.50	<b>2</b>
O13	Boise State University	Ivan Markevych	4 (22)	5 (18)	3 (23)	12	63	0.78	<b>30</b>
O16	Boise State University	Chloe Sellers	2 (22)	4 (19)	2 (24)	8	65	1.25	<b>18</b>
O6	Boise State University	Allie Hampton	1 (24)	3 (22)	1 (25)	5	71	2.33	<b>7</b>
O8	Boise State University	Jaxon Holmes	3 (23)	3 (21)	4 (22)	10	66	0.92	<b>26</b>
P6	Whitworth University	Riia Yazepova	1 (25)	2 (22)	2 (24)	5	71	2.00	<b>8</b>
P7	Whitworth University	Elly Osborne	3 (23)	3 (20)	3 (23)	9	66	1.00	<b>19</b>
U3	Webster University	Maral Mahdinia	2 (24)	1 (24)	5 (21)	8	69	1.70	<b>14</b>
U4	Webster University	Madi Teska	4 (20)	2 (23)	2 (23)	8	66	1.25	<b>17</b>
U6	Webster University	Andrew Meeks	5 (20)	5 (15)	5 (17)	15	52	0.60	<b>40</b>
Y10	Butler University	Sidney James	3 (23)	4 (19)	5 (20)	12	62	0.78	<b>33</b>
Y2	Butler University	Gregor von Rohr	5 (21)	4 (19)	4 (21)	13	61	0.70	<b>36</b>

**Pi Kappa Delta Biennial 2026**  
**TIPA**

Competitor	Round 1	Round 2	Round 3	Round 4	Round 5	Totals	Results
<b>Boise State Un AHCM</b> Boise State University	L - Whitworth Univ BJAH - Neg AB15 Florence Addai	W - Lewis & Clark VCSR - AFF BJ4 Ashley Lynne	W - LSU-Shreveport LBJM - Neg BC3 Carter Castillo	W - Winona State U DBRR - AFF BC13 Brian Feng	L - UCSD JBBM - AFF P6 Michael Ingram	<b>3-2</b> 380	<b>13th</b>
Aleigh Holmes	36.00 (4.00)	39.00 (2.00)	39.00 (2.00)	40.00 (1.00)	35.00 (4.00)	189.00	22nd
Cadence Marang	37.00 (3.00)	40.00 (1.00)	39.00 (1.00)	39.00 (2.00)	36.00 (3.00)	191.00	15th
<b>Boise State Un BGJH</b> Boise State University	W - Mizzou WSCM - Neg BF4 Grace Wigington	W - Missouri Valle RATN - AFF AB11 Taposhi Rani Sarker	W - Cedarville Uni DHNK - AFF T3 Zoraya Kai	W - UCSD NNSP - Neg AG6 Eric Mishne	W - UCSD JLCJ - AFF P8 Rylee Walter	<b>5-0</b> 384	<b>1st</b>
Bridget Gibson	40.00 (1.00)	37.00 (2.00)	38.00 (2.00)	36.00 (2.00)	38.00 (2.00)	189.00	29th
Jaxon Holmes	40.00 (2.00)	38.00 (1.00)	40.00 (1.00)	37.00 (1.00)	40.00 (1.00)	195.00	1st
<b>Boise State Un CBSK</b> Boise State University	W - UCSD ZRRD - Neg AB5 Parker Hopkins	W - University of CGNC - AFF AG4 Natalie Mishne	W - Whitworth Univ MDSM - AFF AP1 Dennis Taylor	W - Cedarville Uni SSKS - Neg L5 Garrett Dohike	L - Mizzou MADW - AFF BC4 AJ Edwards	<b>4-1</b> 372	<b>5th</b>
Colby Bond	39.00 (2.00)	40.00 (1.00)	34.00 (2.00)	40.00 (1.00)	35.00 (3.00)	188.00	24th
Sam Kleman	40.00 (1.00)	36.00 (4.00)	35.00 (1.00)	39.00 (2.00)	34.00 (4.00)	184.00	54th
<b>Boise State Un CSAT</b> Boise State University	L - Texas Tech Red MTLV - Neg BC10 Milos Vuskovic	W - Ohio Universit MPSS - AFF T2 Ben Mann	L - Mizzou MADW - Neg BC13 Brian Feng	L - Texas Tech Red JDCEB - AFF AY6 Josh Kofahl	W - Newberry Colle PFDM - Neg AB15 Florence Addai	<b>2-3</b> 381	<b>27th</b>
Chloe Sellers	40.00 (2.00)	38.00 (2.00)	38.00 (2.00)	38.00 (1.00)	39.00 (2.00)	193.00	12th
Anthony Thomas	38.00 (4.00)	39.00 (1.00)	37.00 (3.00)	34.00 (4.00)	40.00 (1.00)	188.00	25th
<b>Boise State Un SMBH</b> Boise State University	L - Cedarville Uni SSKS - Neg BC13 Brian Feng	W - Newberry Colle JHWL - AFF P3 Lori Welch	W - Newberry Colle JFJW - AFF AB15 Florence Addai	L - Whitworth Univ AAEO - Neg AG4 Natalie Mishne	W - Newberry Colle APNQ - Neg AB11 Taposhi Rani Sarker	<b>3-2</b> 362	<b>23rd</b>
Seddi Momenpour	35.00 (2.00)	35.00 (2.00)	40.00 (1.00)	36.00 (3.00)	38.00 (1.00)	184.00	61st
Ben Hobbs	33.00 (4.00)	36.00 (1.00)	39.00 (2.00)	33.00 (4.00)	37.00 (2.00)	178.00	79th
<b>Butler Unvers BRMO</b> Butler University	<b>BYE</b>	L - Cedarville Uni SSKS - AFF K4 Austin Sopko	W - Texas Tech Red JDCEB - Neg T2 Ben Mann	L - Whitworth Univ MDSM - Neg T3 Zoraya Kai	L - University of LHBH - AFF B15 Scott Thomson	<b>2-3</b> 355	<b>38th</b>
Maddie O'Brien	35.50 (2.75)	36.00 (3.00)	38.00 (2.00)	33.00 (3.00)	35.00 (3.00)	177.50	77th
Braylee Rey	35.50 (3.25)	34.00 (4.00)	39.00 (1.00)	34.00 (4.00)	35.00 (4.00)	177.50	89th
<b>Cedarville Uni DHNK</b> Cedarville University	W - UCSD TSAR - Neg AY6 Josh Kofahl	W - LSU-Shreveport MMJF - AFF BC10 Milos Vuskovic	L - Boise State Un BGJH - Neg T3 Zoraya Kai	W - Northern State AGJJ - AFF AO15 Andrew Ables	W - Whitworth Univ BJAH - AFF AO7 Scott Krueger	<b>4-1</b> 383	<b>4th</b>
Deidra Hall	39.00 (1.00)	40.00 (2.00)	36.00 (4.00)	37.00 (2.00)	40.00 (1.00)	192.00	8th
Nathanael Kolssak	37.00 (3.00)	40.00 (1.00)	37.00 (3.00)	38.00 (1.00)	39.00 (3.00)	191.00	18th
<b>Cedarville Uni SSKS</b> Cedarville University	W - Boise State Un SMBH - AFF BC13 Brian Feng	W - Butler Unvers BRMO - Neg K4 Austin Sopko	W - University of LHBH - Neg P7 Emma Maple	L - Boise State Un CBSK - AFF L5 Garrett Dohike	L - LSU-Shreveport KSHT - Neg AY6 Josh Kofahl	<b>3-2</b> 368	<b>18th</b>
Kayla Sheaffer	34.00 (3.00)	39.00 (1.00)	39.00 (1.00)	37.00 (3.00)	37.00 (3.00)	186.00	34th
Sarah Smith	36.00 (1.00)	38.00 (2.00)	36.00 (3.00)	36.00 (4.00)	36.00 (4.00)	182.00	69th
<b>Cedarville Uni ZELB</b> Cedarville University	W - University of AAMB - AFF T2 Ben Mann	W - Newberry Colle PFDM - Neg O2 Alison Hurst	W - University of ASCD - Neg J2 Samera Fearn	L - UCSD JLCJ - AFF P5 Lori Welch	W - Marshall Unive DLJH - AFF A13 Nicolas Hrechko	<b>4-1</b> 372	<b>7th</b>
Laura Ball	37.00 (1.00)	40.00 (1.00)	36.00 (1.00)	37.00 (1.00)	40.00 (1.00)	190.00	19th
Zane Enos	35.00 (2.00)	39.00 (2.00)	35.00 (2.00)	34.00 (4.00)	39.00 (2.00)	182.00	62nd
<b>Idaho State Un MDAK</b> Idaho State University	L - University of ASCD - Neg V2 Brianna Malden-Gould	W - Simpson Colleg SCDS - AFF T3 Zoraya Kai	W - UCSD TSAR - AFF P5 Lori Welch	L - LSU-Shreveport KSHT - Neg O7 Edson Valdisimo	W - Ottawa Unvers EBAR - AFF BC13 Brian Feng	<b>3-2</b> 376	<b>15th</b>
Alex Kuyper	35.00 (4.00)	39.00 (2.00)	34.00 (4.00)	39.00 (1.00)	39.00 (2.00)	186.00	33rd
Maleah Dilworth	36.00 (3.00)	40.00 (1.00)	37.00 (1.00)	37.00 (3.00)	40.00 (1.00)	190.00	20th
<b>Lewis &amp; Clark RMTH</b> Lewis & Clark College	L - Ottawa Unvers EBAR - AFF U6 Tom Serfass	L - UCSD JLCJ - Neg AG6 Eric Mishne	L - LSU-Shreveport MMJF - AFF AB26 Sourav Dhar	W - Newberry Colle JHWL - Neg A13 Nicolas Hrechko	W - Newberry Colle RLHR - Neg AG4 Natalie Mishne	<b>2-3</b> 376	<b>30th</b>
Riley McGinley	34.00 (4.00)	37.00 (2.00)	37.00 (3.00)	40.00 (1.00)	40.00 (1.00)	188.00	26th
Teddi Hall	35.00 (3.00)	38.00 (1.00)	36.00 (4.00)	40.00 (2.00)	39.00 (2.00)	188.00	30th
<b>Lewis &amp; Clark VCSR</b> Lewis & Clark College	W - Winona State U DBRR - AFF AG4 Natalie Mishne	L - Boise State Un AHCM - Neg BJ4 Ashley Lynne	W - Whitworth Univ LHRY - AFF BF4 Grace Wigington	L - Marshall Unive EMMW - Neg E2 Jaime Staengel	W - UCSD ZRRD - Neg L8 Riley Alderman	<b>3-2</b> 386	<b>11th</b>
Virginia Carr	39.00 (2.00)	38.00 (3.00)	40.00 (1.00)	37.00 (4.00)	40.00 (1.00)	194.00	3rd
Sam Rudderow	40.00 (1.00)	37.00 (4.00)	37.00 (3.00)	40.00 (1.00)	38.00 (3.00)	192.00	13th
<b>LSU-Shreveport KSHT</b> LSU-Shreveport	L - UCSD NNSP - Neg Y3 Jazlyn Khan	W - Texas Tech Red MTLV - AFF P2 Rylee Walter	W - Ottawa Unvers EBAR - Neg AG4 Natalie Mishne	W - Idaho State Un MDAK - AFF O7 Edson Valdisimo	W - Cedarville Uni SSKS - AFF AY6 Josh Kofahl	<b>4-1</b> 371	<b>8th</b>
Kaleb Schmidley	35.00 (3.00)	36.00 (2.00)	39.00 (2.00)	36.00 (4.00)	38.00 (2.00)	184.00	55th
Heidi Tyler	37.00 (1.00)	38.00 (1.00)	35.00 (4.00)	38.00 (2.00)	39.00 (1.00)	187.00	31st
<b>LSU-Shreveport LBJM</b> LSU-Shreveport	W - Simpson Colleg SCDS - Neg L5 Garrett Dohike	L - Whitworth Univ MDSM - AFF BC13 Brian Feng	L - Boise State Un AHCM - AFF BC3 Carter Castillo	W - Newberry Colle JFJW - Neg BC10 Milos Vuskovic	L - Whitworth Univ LHRY - Neg T3 Zoraya Kai	<b>2-3</b> 382	<b>28th</b>
Lindsey Brown	40.00 (1.00)	39.00 (2.00)	38.00 (4.00)	40.00 (2.00)	36.00 (3.00)	193.00	5th
Josephine Moore	37.00 (4.00)	37.00 (4.00)	38.00 (3.00)	40.00 (1.00)	37.00 (2.00)	189.00	35th
<b>LSU-Shreveport MMJF</b> LSU-Shreveport	L - UC Santa Barba JNRG - AFF P4 Emma Maple	L - Cedarville Uni DHNK - Neg BC10 Milos Vuskovic	W - Lewis & Clark RMTH - Neg AB26 Sourav Dhar	L - University of AAMB - AFF BG5 Heather Walters	L - UCSD TSAR - AFF AB20 Moupia Tajrin Oyshi	<b>1-4</b> 370	<b>42nd</b>
Madeline McClatchey	31.00 (4.00)	39.00 (3.00)	38.00 (2.00)	36.00 (4.00)	37.00 (4.00)	181.00	51st
Jasmine Forck	35.00 (3.00)	39.00 (4.00)	39.00 (1.00)	38.00 (2.00)	38.00 (3.00)	189.00	17th
<b>Marian Unvers ARKM</b> Marian University	L - Whitworth Univ MDSM - Neg BC4 AJ Edwards	L - Newberry Colle APNQ - AFF AO14 Layna Lundrigan	L - Mizzou WSCM - Neg AG6 Eric Mishne	L - Newberry Colle PFDM - AFF AO7 Scott Krueger	L - Simpson Colleg SCDS - Neg BF4 Grace Wigington	<b>0-5</b> 325	<b>50th</b>
Armoni Richardson	34.00 (3.00)	31.00 (3.00)	30.00 (3.00)	36.00 (3.00)	33.00 (4.00)	164.00	95th
Kimberly Moreno	33.00 (4.00)	30.00 (4.00)	29.00 (4.00)	35.00 (4.00)	34.00 (3.00)	161.00	96th

<b>Marshall Unive DLJH</b> Marshall University	<b>W</b> - Ohio Universit MPSS - Neg O8 Ben Smolden	<b>W</b> - University of HBLG - AFF AO15 Andrew Ables	<b>L</b> - UCSD JLCJ - Neg O2 Alison Hurst	<b>W</b> - Newberry Colle APNQ - AFF P6 Michael Ingram	<b>L</b> - Cedarville Uni ZELB - Neg AJ3 Nicolas Hrechko	<b>3-2</b> 360	<b>24th</b>
Demi Lamp	38.00 (2.00)	36.00 (1.00)	37.00 (4.00)	34.00 (2.00)	34.00 (4.00)	179.00	74th
Joshua Hardesty	39.00 (1.00)	33.00 (3.00)	38.00 (3.00)	36.00 (1.00)	35.00 (3.00)	181.00	63rd
<b>Marshall Unive EMMW</b> Marshall University	<b>L</b> - Missouri Valle RATN - Neg BB3 Jonathan Gonzalez	<b>W</b> - UCSD ZRRD - AFF AB20 Moupia Tajrin Oyshi	<b>W</b> - Texas Tech Red MTLV - Neg O12 Kacie Hoch	<b>W</b> - Lewis & Clark VCSR - AFF E2 Jaime Staengel	<b>W</b> - Whitworth Univ AAEO - Neg AG6 Eric Mishne	<b>4-1</b> 372	<b>6th</b>
Eli Morris	34.00 (4.00)	40.00 (1.00)	35.00 (2.00)	38.00 (3.00)	37.00 (1.00)	184.00	53rd
Mason Wheeler	37.00 (2.00)	38.00 (3.00)	37.00 (1.00)	39.00 (2.00)	37.00 (2.00)	188.00	36th
<b>Missouri Valle RATN</b> Missouri Valley College	<b>W</b> - Marshall Unive EMMW - AFF BB3 Jonathan Gonzalez	<b>L</b> - Boise State Un BGJH - Neg AB11 Taposhi Rani Sarker	<b>L</b> - UCSD JBBM - Neg V3 Hannah Farnsworth	<b>L</b> - UCSD ZRRD - AFF AB26 Sourav Dhar	<b>W</b> - Northern State AGJJ - AFF O12 Kacie Hoch	<b>2-3</b> 365	<b>35th</b>
Royce Adeniken	35.00 (3.00)	35.00 (4.00)	37.00 (4.00)	35.00 (4.00)	35.00 (3.00)	177.00	85th
Tru Naumovitz	38.00 (1.00)	36.00 (3.00)	38.00 (3.00)	36.00 (3.00)	40.00 (1.00)	188.00	37th
<b>Mizzou MADW</b> Mizzou	<b>W</b> - Whitworth Univ AAEO - Neg O12 Kacie Hoch	<b>BYE</b>	<b>W</b> - Boise State Un CSAT - AFF BC13 Brian Feng	<b>W</b> - Whitworth Univ BJAH - AFF AB20 Moupia Tajrin Oyshi	<b>W</b> - Boise State Un CBSK - Neg BC4 AJ Edwards	<b>5-0</b> 380	<b>2nd</b>
Dustin Wallace	39.00 (2.00)	38.50 (1.50)	39.00 (1.00)	40.00 (1.00)	36.00 (2.00)	192.50	6th
Madison Arenaz	40.00 (1.00)	37.50 (2.50)	36.00 (4.00)	37.00 (4.00)	37.00 (1.00)	187.50	43rd
<b>Mizzou WSCM</b> Mizzou	<b>L</b> - Boise State Un BGJH - AFF BF4 Grace Wington	<b>L</b> - Whitworth Univ BJAH - Neg BB2 JP Wafe	<b>W</b> - Marian Unvers ARKM - AFF AG6 Eric Mishne	<b>W</b> - Simpson Colleg SCDS - Neg AB15 Florence Addai	<b>L</b> - University of CGNC - AFF BC10 Milos Vuskovic	<b>2-3</b> 365	<b>33rd</b>
Will Sapp	38.00 (4.00)	32.00 (4.00)	37.00 (2.00)	39.00 (2.00)	35.00 (4.00)	181.00	60th
Corbin Moyer	38.00 (3.00)	33.00 (3.00)	38.00 (1.00)	40.00 (1.00)	35.00 (3.00)	184.00	49th
<b>Newberry Colle APNQ</b> Newberry College	<b>BYE</b>	<b>W</b> - Marian Unvers ARKM - Neg AO14 Layna Lundrigan	<b>L</b> - UCSD NNSP - AFF P8 Rylee Walter	<b>L</b> - Marshall Unive DLJH - Neg P6 Michael Ingram	<b>L</b> - Boise State Un SMBH - AFF AB11 Taposhi Rani Sarker	<b>2-3</b> 333.75	<b>39th</b>
Ashley Peterson	33.75 (2.75)	35.00 (1.00)	34.00 (3.00)	30.00 (4.00)	36.00 (3.00)	168.75	93rd
Nia Quimby	33.00 (3.25)	34.00 (2.00)	32.00 (4.00)	31.00 (3.00)	35.00 (4.00)	165.00	94th
<b>Newberry Colle JFJW</b> Newberry College	<b>W</b> - Texas Tech Red JDCB - Neg U5 Jason Roach	<b>L</b> - University of LHBH - AFF AB26 Sourav Dhar	<b>L</b> - Boise State Un SMBH - Neg AB15 Florence Addai	<b>L</b> - LSU-Shreveport LBJM - AFF BC10 Milos Vuskovic	<b>L</b> - UC Santa Barba JNRG - AFF O2 Alison Hurst	<b>1-4</b> 342	<b>46th</b>
Jorgia Weaver	30.00 (4.00)	28.00 (4.00)	37.00 (4.00)	37.00 (3.00)	36.00 (4.00)	168.00	91st
Jose Ferrer	31.00 (3.00)	30.00 (3.00)	38.00 (3.00)	37.00 (4.00)	38.00 (3.00)	174.00	84th
<b>Newberry Colle JHWL</b> Newberry College	<b>L</b> - University of LHBH - AFF AO16 Julius Hodges	<b>L</b> - Boise State Un SMBH - Neg P3 Lori Welch	<b>L</b> - Winona State U DBRR - Neg AB20 Moupia Tajrin Oyshi	<b>L</b> - Lewis & Clark RMTM - AFF AJ3 Nicolas Hrechko	<b>L</b> - Texas Tech Red MTLV - AFF O8 Ben Smolden	<b>0-5</b> 338	<b>49th</b>
Juliana Hernandez	34.00 (4.00)	34.00 (3.00)	38.00 (3.00)	27.00 (4.00)	35.00 (4.00)	168.00	92nd
Wilfredo Lopez-perez	36.00 (3.00)	33.00 (4.00)	37.00 (4.00)	28.00 (3.00)	36.00 (3.00)	170.00	88th
<b>Newberry Colle PFDM</b> Newberry College	<b>L</b> - UCSD JBBM - Neg B13 Ama Quansah	<b>L</b> - Cedarville Uni ZELB - AFF O2 Alison Hurst	<b>L</b> - University of CGNC - AFF AY6 Josh Kofahl	<b>W</b> - Marian Unvers ARKM - Neg AO7 Scott Krueger	<b>L</b> - Boise State Un CSAT - AFF AB15 Florence Addai	<b>1-4</b> 378	<b>41st</b>
Denim Morrison	37.00 (4.00)	37.00 (4.00)	37.00 (4.00)	38.00 (2.00)	38.00 (3.00)	187.00	38th
Paul Fisher	38.00 (3.00)	38.00 (3.00)	39.00 (2.00)	39.00 (1.00)	37.00 (4.00)	191.00	16th
<b>Newberry Colle RLHR</b> Newberry College	<b>L</b> - Whitworth Univ LHRY - AFF O2 Alison Hurst	<b>L</b> - Simpson Colleg MWMP - Neg AQ1 Dan Moss	<b>W</b> - University of AAMB - Neg AB6 Parker Hopkins	<b>L</b> - Ottawa Unvers EBAR - AFF AJ2 Ephraim Mensah	<b>L</b> - Lewis & Clark RMTM - AFF AG4 Natalie Mishne	<b>1-4</b> 360	<b>43rd</b>
Heather Ray	38.00 (3.00)	34.00 (4.00)	37.00 (3.00)	37.00 (4.00)	35.00 (3.00)	181.00	64th
Riley Lobash	36.00 (4.00)	34.00 (3.00)	38.00 (2.00)	39.00 (2.00)	32.00 (4.00)	179.00	71st
<b>Northern State AGJJ</b> Northern State University	<b>L</b> - UCSD OBJD - Neg AB26 Sourav Dhar	<b>L</b> - University of ASCD - AFF AJ3 Nicolas Hrechko	<b>W</b> - Ohio Universit MPSS - AFF BC10 Milos Vuskovic	<b>L</b> - Cedarville Uni DHNK - Neg AO15 Andrew Ables	<b>L</b> - Missouri Valle RATN - Neg O12 Kacie Hoch	<b>1-4</b> 356	<b>45th</b>
Abiah George	35.00 (3.00)	39.00 (1.00)	38.00 (1.00)	33.00 (4.00)	36.00 (2.00)	181.00	65th
Jericho Jones	34.00 (4.00)	36.00 (3.00)	37.00 (2.00)	35.00 (3.00)	33.00 (4.00)	175.00	86th
<b>Ohio Universit MPSS</b> Ohio University	<b>L</b> - Marshall Unive DLJH - AFF O8 Ben Smolden	<b>L</b> - Boise State Un CSAT - Neg T2 Ben Mann	<b>L</b> - Northern State AGJJ - Neg BC10 Milos Vuskovic	<b>BYE</b>	<b>L</b> - University of HBLG - AFF AB26 Sourav Dhar	<b>1-4</b> 358.75	<b>44th</b>
Maddy Purcell	37.00 (3.00)	37.00 (3.00)	36.00 (3.00)	36.00 (3.25)	34.00 (4.00)	180.00	66th
Savanah Stachler	36.00 (4.00)	36.00 (4.00)	36.00 (4.00)	35.75 (3.75)	35.00 (3.00)	178.75	73rd
<b>Ottawa Unvers EBAR</b> Ottawa University	<b>W</b> - Lewis & Clark RMTM - Neg U6 Tom Serfass	<b>L</b> - Whitworth Univ AAEO - AFF L5 Garrett Dohlke	<b>L</b> - LSU-Shreveport KSHT - AFF AG4 Natalie Mishne	<b>W</b> - Newberry Colle RLHR - Neg AJ2 Ephraim Mensah	<b>L</b> - Idaho State Un MDAK - Neg BC13 Brian Feng	<b>2-3</b> 375	<b>32nd</b>
Eli Burtrum	36.00 (2.00)	36.00 (4.00)	40.00 (1.00)	40.00 (1.00)	38.00 (3.00)	190.00	21st
Aaron Ruby	37.00 (1.00)	37.00 (3.00)	37.00 (3.00)	38.00 (3.00)	36.00 (4.00)	185.00	47th
<b>Simpson Colleg MWMP</b> Simpson College	<b>L</b> - University of HBLG - Neg AB11 Taposhi Rani Sarker	<b>W</b> - Newberry Colle RLHR - AFF AQ1 Dan Moss	<b>L</b> - Whitworth Univ AAEO - AFF O7 Edson Valdisimo	<b>W</b> - UCSD TSAR - Neg O2 Alison Hurst	<b>L</b> - University of AAMB - AFF P7 Emma Maple	<b>2-3</b> 366	<b>34th</b>
Madeline Waddingham	38.00 (2.00)	35.00 (1.00)	36.00 (3.00)	40.00 (1.00)	37.00 (2.00)	186.00	44th
Mya Postel	37.00 (4.00)	35.00 (2.00)	35.00 (4.00)	37.00 (4.00)	36.00 (4.00)	180.00	70th
<b>Simpson Colleg SCDS</b> Simpson College	<b>L</b> - LSU-Shreveport LBJM - AFF L5 Garrett Dohlke	<b>L</b> - Idaho State Un MDAK - Neg T3 Zoraya Kai	<b>L</b> - UCSD ZRRD - Neg E2 Jaime Staengel	<b>L</b> - Mizzou WSCM - AFF AB15 Florence Addai	<b>W</b> - Marian Unvers ARKM - AFF BF4 Grace Wington	<b>1-4</b> 381	<b>40th</b>
Selena Constanza-Chavez	38.00 (3.00)	35.00 (4.00)	37.00 (4.00)	37.00 (4.00)	39.00 (2.00)	186.00	40th
Dillon Sullivan	39.00 (2.00)	38.00 (3.00)	40.00 (1.00)	38.00 (3.00)	40.00 (1.00)	195.00	2nd
<b>Texas Tech Red JDCB</b> Texas Tech Red Raiders	<b>L</b> - Newberry Colle JFJW - AFF U5 Jason Roach	<b>W</b> - Winona State U DBRR - Neg BF4 Grace Wington	<b>L</b> - Butler Unvers BRMO - AFF T2 Ben Mann	<b>W</b> - Boise State Un CSAT - Neg AY6 Josh Kofahl	<b>W</b> - UCSD NNSP - AFF O7 Edson Valdisimo	<b>3-2</b> 355	<b>26th</b>
Jordan Dolen	33.00 (1.00)	39.00 (1.00)	33.00 (3.00)	35.00 (3.00)	39.00 (2.00)	179.00	75th
Christian Burgos	32.00 (2.00)	38.00 (2.00)	32.00 (4.00)	37.00 (2.00)	37.00 (4.00)	176.00	83rd
<b>Texas Tech Red MTLV</b> Texas Tech Red Raiders	<b>W</b> - Boise State Un CSAT - AFF BC10 Milos Vuskovic	<b>L</b> - LSU-Shreveport KSHT - Neg P2 Rylee Walter	<b>L</b> - Marshall Unive EMMW - AFF O12 Kacie Hoch	<b>L</b> - University of CGNC - Neg T2 Ben Mann	<b>W</b> - Newberry Colle JHWL - Neg O8 Ben Smolden	<b>2-3</b> 355	<b>37th</b>
Liliana Villegas	39.00 (3.00)	35.00 (4.00)	33.00 (4.00)	33.00 (3.00)	38.00 (1.00)	178.00	81st
Maria Trujillo	40.00 (1.00)	35.00 (3.00)	34.00 (3.00)	31.00 (4.00)	37.00 (2.00)	177.00	82nd
<b>UC Santa Barba JNRG</b> UC Santa Barbara Forensics	<b>W</b> - LSU-Shreveport MMJF - Neg P4 Emma Maple	<b>L</b> - UCSD NNSP - AFF AY6 Josh Kofahl	<b>L</b> - University of HBLG - AFF P6 Michael Ingram	<b>L</b> - Whitworth Univ LHRY - Neg O12 Kacie Hoch	<b>W</b> - Newberry Colle JFJW - Neg O2 Alison Hurst	<b>2-3</b> 358	<b>36th</b>

Jaden Nakamura	36.00 (2.00)	35.00 (2.00)	34.00 (3.00)	35.00 (4.00)	39.00 (2.00)	179.00	78th
Roman Galardi	38.00 (1.00)	34.00 (3.00)	32.00 (4.00)	35.00 (3.00)	40.00 (1.00)	179.00	76th
<b>UCSD JBBM UCSD</b>	<b>W</b> - Newberry Colle PFDM - AFF B13 Ama Quansah	<b>L</b> - University of AAMB - Neg O8 Ben Smolden	<b>W</b> - Missouri Valle RATN - AFF V3 Hannah Farnsworth	<b>W</b> - University of HBLG - Neg C7 Albert Aleksanyan	<b>W</b> - Boise State Un AHCM - Neg P6 Michael Ingram	<b>4-1</b> 375	<b>3rd</b>
Jacob Blair	39.00 (2.00)	32.00 (4.00)	40.00 (1.00)	37.00 (2.00)	38.00 (2.00)	186.00	27th
Brian Masse	40.00 (1.00)	33.00 (3.00)	39.00 (2.00)	38.00 (4.00)	39.00 (1.00)	189.00	11th
<b>UCSD JLCJ UCSD</b>	<b>W</b> - University of CGNC - Neg AB20 Moupia Tajrin Oyshi	<b>W</b> - Lewis & Clark RMTH - AFF AG6 Eric Mishne	<b>W</b> - Marshall Unive DLJH - AFF O2 Alison Hurst	<b>W</b> - Cedarville Uni ZELB - Neg P5 Lori Welch	<b>L</b> - Boise State Un BGJH - Neg P8 Rylee Walter	<b>4-1</b> 369	<b>10th</b>
Jasmine Lu	39.00 (1.00)	34.00 (1.00)	40.00 (1.00)	36.00 (2.00)	38.00 (3.00)	187.00	32nd
Caroline Jethmal	37.00 (3.00)	36.00 (3.00)	39.00 (2.00)	35.00 (3.00)	35.00 (4.00)	182.00	68th
<b>UCSD NNSP UCSD</b>	<b>W</b> - LSU-Shreveport KSHT - AFF Y3 Jazlyn Khan	<b>W</b> - UC Santa Barba JNRG - Neg AY6 Josh Kofahl	<b>W</b> - Newberry Colle APNQ - Neg P8 Rylee Walter	<b>L</b> - Boise State Un BGJH - AFF AG6 Eric Mishne	<b>L</b> - Texas Tech Red JDCB - Neg O7 Edson Valdisimo	<b>3-2</b> 358	<b>25th</b>
Naman Narla	34.00 (4.00)	32.00 (4.00)	38.00 (1.00)	31.00 (4.00)	38.00 (3.00)	173.00	90th
Sam Pirasteh	36.00 (2.00)	37.00 (1.00)	37.00 (2.00)	35.00 (3.00)	40.00 (1.00)	185.00	52nd
<b>UCSD OBJD UCSD</b>	<b>W</b> - Northern State AGJJ - AFF AB26 Sourav Dhar	<b>FORFEIT</b>	<b>FORFEIT</b>			<b>1-2</b> 73	<b>48th</b>
Julius Dawoodtabar	37.00 (1.00)					37.00	99th
Olivia Buhler	36.00 (2.00)					36.00	100th
<b>UCSD TSAR UCSD</b>	<b>L</b> - Cedarville Uni DHNK - AFF AY6 Josh Kofahl	<b>W</b> - Whitworth Univ LHRY - Neg C7 Albert Aleksanyan	<b>L</b> - Idaho State Un MDAK - Neg P5 Lori Welch	<b>L</b> - Simpson Colleg MWMP - AFF O2 Alison Hurst	<b>W</b> - LSU-Shreveport MMJF - Neg AB20 Moupia Tajrin Oyshi	<b>2-3</b> 379	<b>29th</b>
Avanthika Ramasamy	36.00 (4.00)	38.00 (3.00)	35.00 (3.00)	38.00 (3.00)	39.00 (2.00)	186.00	39th
Trisha Sharma	38.00 (2.00)	40.00 (1.00)	36.00 (2.00)	39.00 (2.00)	40.00 (1.00)	193.00	4th
<b>UCSD ZRRD UCSD</b>	<b>L</b> - Boise State Un CBSK - AFF AB5 Parker Hopkins	<b>L</b> - Marshall Unive EMMW - Neg AB20 Moupia Tajrin Oyshi	<b>W</b> - Simpson Colleg SCDS - AFF E2 Jaime Staengel	<b>W</b> - Missouri Valle RATN - Neg AB26 Sourav Dhar	<b>L</b> - Lewis & Clark VCSR - AFF L8 Riley Alderman	<b>2-3</b> 378	<b>31st</b>
Zachary Reisner	38.00 (3.00)	39.00 (2.00)	38.00 (3.00)	38.00 (1.00)	39.00 (2.00)	192.00	14th
Remy Dupart	37.00 (4.00)	37.00 (4.00)	39.00 (2.00)	37.00 (2.00)	36.00 (4.00)	186.00	45th
<b>University of AAMB University of West Florida</b>	<b>L</b> - Cedarville Uni ZELB - Neg T2 Ben Mann	<b>W</b> - UCSD JBBM - AFF O8 Ben Smolden	<b>L</b> - Newberry Colle RLHR - AFF AB6 Parker Hopkins	<b>W</b> - LSU-Shreveport MMJF - Neg BG5 Heather Walters	<b>W</b> - Simpson Colleg MWMP - Neg P7 Emma Maple	<b>3-2</b> 367	<b>19th</b>
Asher Anderson	33.00 (4.00)	35.00 (1.00)	40.00 (1.00)	37.00 (3.00)	39.00 (1.00)	184.00	48th
Mea Brahier	34.00 (3.00)	34.00 (2.00)	39.00 (4.00)	39.00 (1.00)	37.00 (3.00)	183.00	57th
<b>University of ASCD University of Central Missouri</b>	<b>W</b> - Idaho State Un MDAK - AFF V2 Brianna Malden-Gould	<b>W</b> - Northern State AGJJ - Neg AJ3 Nicolas Hrechko	<b>L</b> - Cedarville Uni ZELB - AFF J2 Samera Fearn	<b>W</b> - University of LHBH - Neg O8 Ben Smolden	<b>L</b> - Whitworth Univ MDSM - AFF T2 Ben Mann	<b>3-2</b> 357	<b>22nd</b>
Ashley Singh	37.00 (2.00)	34.00 (4.00)	32.00 (4.00)	36.00 (2.00)	35.00 (3.00)	174.00	87th
Caleb Dillon	38.00 (1.00)	39.00 (2.00)	34.00 (3.00)	38.00 (1.00)	34.00 (4.00)	183.00	56th
<b>University of CGNC University of Central Florida</b>	<b>L</b> - UCSD JLCJ - AFF AB20 Moupia Tajrin Oyshi	<b>L</b> - Boise State Un CBSK - Neg AG4 Natalie Mishne	<b>W</b> - Newberry Colle PFDM - Neg AY6 Josh Kofahl	<b>W</b> - Texas Tech Red MTLV - AFF T2 Ben Mann	<b>W</b> - Mizzou WSCM - Neg BC10 Milos Vuskovic	<b>3-2</b> 382	<b>12th</b>
Charmi Gopu	38.00 (2.00)	37.00 (3.00)	40.00 (1.00)	40.00 (1.00)	38.00 (2.00)	193.00	7th
Nghi Chau	36.00 (4.00)	38.00 (2.00)	38.00 (3.00)	38.00 (2.00)	39.00 (1.00)	189.00	23rd
<b>University of HBLG University of Central Florida</b>	<b>W</b> - Simpson Colleg MWMP - AFF AB11 Taposhi Rani Sarker	<b>L</b> - Marshall Unive DLJH - Neg AO15 Andrew Ables	<b>W</b> - UC Santa Barba JNRG - Neg P6 Michael Ingram	<b>L</b> - UCSD JBBM - AFF C7 Albert Aleksanyan	<b>W</b> - Ohio Universit MPSS - Neg AB26 Sourav Dhar	<b>3-2</b> 360	<b>21st</b>
Hannah Bowman	39.00 (1.00)	34.00 (2.00)	35.00 (2.00)	33.00 (3.00)	37.00 (1.00)	178.00	80th
Logan Gerhard	37.00 (3.00)	33.00 (4.00)	37.00 (1.00)	39.00 (1.00)	36.00 (2.00)	182.00	59th
<b>University of LHBH University of West Florida</b>	<b>W</b> - Newberry Colle JHWL - Neg AO16 Julius Hodges	<b>W</b> - Newberry Colle JFJW - Neg AB26 Sourav Dhar	<b>L</b> - Cedarville Uni SSKS - AFF P7 Emma Maple	<b>L</b> - University of ASCD - AFF O8 Ben Smolden	<b>W</b> - Butler Univers BRMO - Neg B15 Scott Thomson	<b>3-2</b> 357	<b>20th</b>
Libby Hutchinson	37.00 (2.00)	36.00 (2.00)	35.00 (4.00)	29.00 (4.00)	37.00 (1.00)	174.00	72nd
Brennan Hindman	38.00 (1.00)	37.00 (1.00)	37.00 (2.00)	34.00 (3.00)	37.00 (2.00)	183.00	50th
<b>Whitworth Univ AAEO Whitworth University</b>	<b>L</b> - Mizzou MADW - AFF O12 Kacie Hoch	<b>W</b> - Ottawa Unvers EBAR - Neg L5 Garrett Dohike	<b>W</b> - Simpson Colleg MWMP - Neg O7 Edson Valdisimo	<b>W</b> - Boise State Un SMBH - AFF AG4 Natalie Mishne	<b>L</b> - Marshall Unive EMMW - AFF AG6 Eric Mishne	<b>3-2</b> 368	<b>17th</b>
Ahmed Amir	35.00 (3.00)	38.00 (2.00)	37.00 (2.00)	37.00 (2.00)	36.00 (4.00)	183.00	58th
Elly Osborne	33.00 (4.00)	40.00 (1.00)	38.00 (1.00)	38.00 (1.00)	36.00 (3.00)	185.00	42nd
<b>Whitworth Univ BJAH Whitworth University</b>	<b>W</b> - Boise State Un AHCM - AFF AB15 Florence Addai	<b>W</b> - Mizzou WSCM - AFF BB2 JP Wiafe	<b>BYE</b>	<b>L</b> - Mizzou MADW - Neg AB20 Moupia Tajrin Oyshi	<b>L</b> - Cedarville Uni DHNK - Neg AO7 Scott Krueger	<b>3-2</b> 376.25	<b>14th</b>
Bennett Johnson	38.00 (2.00)	34.00 (2.00)	37.25 (2.25)	38.00 (3.00)	39.00 (2.00)	186.25	28th
Avery Hamilton	39.00 (1.00)	35.00 (1.00)	38.00 (2.00)	39.00 (2.00)	39.00 (4.00)	190.00	10th
<b>Whitworth Univ LHRY Whitworth University</b>	<b>W</b> - Newberry Colle RLHR - Neg O2 Alison Hurst	<b>L</b> - UCSD TSAR - AFF C7 Albert Aleksanyan	<b>L</b> - Lewis & Clark VCSR - Neg BF4 Grace Wington	<b>W</b> - UC Santa Barba JNRG - AFF O12 Kacie Hoch	<b>W</b> - LSU-Shreveport LBJM - AFF T3 Zoraya Kai	<b>3-2</b> 376	<b>16th</b>
Landon Hicks	39.00 (2.00)	37.00 (4.00)	36.00 (4.00)	38.00 (1.00)	35.00 (4.00)	185.00	46th
Riia Yazepova	40.00 (1.00)	39.00 (2.00)	39.00 (2.00)	35.00 (2.00)	38.00 (1.00)	191.00	9th
<b>Whitworth Univ MDSM Whitworth University</b>	<b>W</b> - Marian Unvers ARKM - AFF BC4 AJ Edwards	<b>W</b> - LSU-Shreveport LBJM - Neg BC13 Brian Feng	<b>L</b> - Boise State Un CBSK - Neg AP1 Dennis Taylor	<b>W</b> - Butler Univers BRMO - AFF T3 Zoraya Kai	<b>W</b> - University of ASCD - Neg T2 Ben Mann	<b>4-1</b> 364	<b>9th</b>
Mayumi DeGuzman	37.00 (1.00)	40.00 (1.00)	33.00 (3.00)	38.00 (1.00)	37.00 (1.00)	185.00	41st
Sophie Moore	36.00 (2.00)	38.00 (3.00)	32.00 (4.00)	37.00 (2.00)	36.00 (2.00)	179.00	67th
<b>Winona State U DBRR Winona State University</b>	<b>L</b> - Lewis & Clark VCSR - Neg AG4 Natalie Mishne	<b>L</b> - Texas Tech Red JDCB - AFF BF4 Grace Wington	<b>W</b> - Newberry Colle JHWL - AFF AB20 Moupia Tajrin Oyshi	<b>L</b> - Boise State Un AHCM - Neg BC13 Brian Feng		<b>1-3</b> 288	<b>47th</b>
Dash Brown	36.00 (4.00)	35.00 (2.00)	39.00 (2.00)	30.00 (4.00)		140.00	98th
River Repinski	37.00 (3.00)	36.00 (3.00)	40.00 (1.00)	35.00 (3.00)		148.00	97th

**Pi Kappa Delta Biennial 2026  
To Honor**

Code	Team	Competitor(s)	Prelims			Rank total	Spkr. points	Recips	Prelim result
			1	2	3				
AJ7	LSU-Shreveport	Heidi Tyler	5 (20)	5 (21)	5 (21)	15	62	0.60	<b>17</b>
AM4	Whitman College	Valeri Garcia	4 (22)	5 (20)	4 (22)	13	64	0.70	<b>13</b>
AM5	Whitman College	Grace Hardy	2 (24)	3 (21)	4 (22)	9	67	1.08	<b>8</b>
AO1	Simpson College	Edward Kent	1 (25)	2 (24)	3 (23)	6	72	1.83	<b>3</b>
AO13	Simpson College	Garrett Bond	3 (23)	2 (23)	3 (23)	8	69	1.17	<b>7</b>
AO16	Simpson College	Alex Beveridge	5 (21)	4 (19)	2 (24)	11	64	0.95	<b>9</b>
C13	Ohio University	Maddy Purcell	2 (24)	1 (24)	1 (25)	4	73	2.50	<b>1</b>
C9	Ohio University	Emma Steiner	1 (25)	3 (22)	1 (25)	5	72	2.33	<b>2</b>
H13	Mizzou	Ben Montbriand	5 (21)	2 (23)	5 (21)	12	65	0.90	<b>10</b>
H2	Mizzou	Madison Arenaz	3 (23)	4 (21)		7	44	0.58	<b>18</b>
H8	Mizzou	June Wheatley	5 (20)	3 (23)	5 (20)	13	63	0.73	<b>14</b>
O1	Boise State University	Jesse Madison	4 (22)	1 (25)	2 (24)	7	71	1.75	<b>5</b>
O14	Boise State University	Colby Bond	1 (25)	5 (18)	1 (25)	7	68	2.20	<b>6</b>
O4	Boise State University	Ariana Ashby	3 (23)	1 (24)	2 (24)	6	71	1.83	<b>4</b>
U5	Webster University	Evana Vrhovac	2 (24)	5 (20)	5 (20)	12	64	0.90	<b>11</b>
V1	University of West Florida	Asher Anderson	4 (22)	4 (22)	5 (21)	13	65	0.70	<b>12</b>
V6	University of West Florida	Stone Dinwiddie	5 (20)	5 (17)	4 (22)	14	59	0.65	<b>16</b>
Y6	Butler University	Sam Gomez	5 (21)	5 (19)	3 (23)	13	63	0.73	<b>14</b>

This tournament is being run using SpeechWire Tournament Services software - [www.SpeechWire.com](http://www.SpeechWire.com).  
© 2004-2026 Ben Stewart - All Rights Reserved. SpeechWire version 4.22.000.

**Pi Kappa Delta Biennial 2026**

**IPDA**

**Competitors in order**

<b>Competitor</b>	<b>Record</b>	<b>Drop H/L</b>	<b>Points</b>	<b>Drop 2 H/L</b>	<b>Results</b>
Cedarville Uni LB (Cedarville University) Laura Ball	5-0	119.00	195.00	40.00	<b>1st</b>
Whitworth Univ ML (Whitworth University) Minase Legesse	5-0	114.00	190.00	38.00	<b>2nd</b>
Kansas City KS QL (Kansas City KS Community College) Quinn Largent	5-0	113.00	187.00	39.00	<b>3rd</b>
LSU-Shreveport HT (LSU-Shreveport) Heidi Tyler	5-0	112.00	185.00	37.00	<b>4th</b>
Boise State Un AH (Boise State University) Allie Hampton	4-1	119.00	196.00	40.00	<b>5th</b>
Texas Christia DM (Texas Christian University) Daniel Mitchell	4-1	119.00	195.00	40.00	<b>6th</b>
Idaho State Un AK (Idaho State University) Alex Kuyper	4-1	117.00	190.00	39.00	<b>7th</b>
Cedarville Uni DH (Cedarville University) Deidra Hall	4-1	116.00	189.00	39.00	<b>8th</b>
Lewis & Clark VC (Lewis & Clark College) Virginia Carr	4-1	115.00	191.00	38.00	<b>9th</b>
UCSD TS (UCSD) Trisha Sharma	4-1	115.00	190.00	39.00	<b>10th</b>
UCSD AR (UCSD) Avanthika Ramasamy	4-1	115.00	188.00	38.00	<b>11th</b>
Boise State Un BG (Boise State University) Bridget Gibson	4-1	114.00	190.00	38.00	<b>12th</b>
Marshall Unive DL (Marshall University) Demi Lamp	4-1	114.00	190.00	38.00	<b>12th</b>
Whitworth Univ IU (Whitworth University) Ize Upham	4-1	114.00	190.00	38.00	<b>12th</b>
Louisiana Stat TJ (Louisiana State University) TJ Jones	4-1	114.00	184.00	39.00	<b>15th</b>
Whitworth Univ AH (Whitworth University) Avery Hamilton	4-1	113.00	188.00	38.00	<b>16th</b>
Simpson Colleg WM (Simpson College) Wesley McDowell	4-1	113.00	188.00	37.00	<b>17th</b>
Lewis & Clark KG (Lewis & Clark College) Keidustine Glidden	4-1	113.00	187.00	38.00	<b>18th</b>
Whitworth Univ OR (Whitworth University) Owen Ronninggen	4-1	113.00	187.00	38.00	<b>18th</b>
Whitworth Univ BJ (Whitworth University) Bennett Johnson	3-2	117.00	195.00	39.00	<b>20th</b>
Central Michig TK (Central Michigan University) Teagan Kazin	3-2	117.00	193.00	39.00	<b>21st</b>
UCSD JB (UCSD) Jacob Blair	3-2	117.00	191.00	39.00	<b>22nd</b>
Boise State Un KW (Boise State University) Kyrin Willett	3-2	117.00	191.00	39.00	<b>22nd</b>
Boise State Un AT (Boise State University) Anthony Thomas	3-2	116.50	192.50	39.00	<b>24th</b>
Northern State AG (Northern State University) Abiah George	3-2	116.00	194.00	39.00	<b>25th</b>
UCSD NN (UCSD) Naman Narla	3-2	116.00	193.00	38.00	<b>26th</b>
Texas Christia AL (Texas Christian University) Arianna LeBlanc	3-2	116.00	192.00	39.00	<b>27th</b>
Webster Univer MT (Webster University) Madi Teska	3-2	116.00	191.00	38.00	<b>28th</b>
Boise State Un JH (Boise State University) Jaxon Holmes	3-2	115.00	191.00	38.00	<b>29th</b>
Texas Christia NP (Texas Christian University) Natalie Pelan	3-2	115.00	190.00	38.00	<b>30th</b>
Central Michig MP (Central Michigan University) Mason Pickard	3-2	114.00	191.00	38.00	<b>31st</b>
Weber State Fo SG (Weber State Forensics) Sienna Gomez	3-2	114.00	190.00	38.00	<b>32nd</b>
Boise State Un AP (Boise State University) Adam Pendergrass	3-2	114.00	190.00	38.00	<b>32nd</b>
Truman State U SP (Truman State University) Sawyer Partney	3-2	114.00	189.00	39.00	<b>34th</b>
University of CD (University of Central Missouri) Caleb Dillon	3-2	114.00	189.00	38.00	<b>35th</b>
Missouri Valle TN (Missouri Valley College) Tru Naumovitz	3-2	114.00	189.00	38.00	<b>35th</b>
Cedarville Uni NK (Cedarville University) Nathanael Kolssak	3-2	114.00	185.00	38.00	<b>37th</b>

Webster Univer AM (Webster University) Andrew Meeks	3-2	114.00	183.00	38.00	<b>38th</b>
John Carroll U JB (John Carroll University) Joe Bilas	3-2	113.50	187.50	38.00	<b>39th</b>
LSU-Shreveport LB (LSU-Shreveport) Lindsey Brown	3-2	113.00	189.00	38.00	<b>40th</b>
Whitworth Univ AA (Whitworth University) Ahmed Amir	3-2	113.00	188.00	38.00	<b>41st</b>
University of TL (University of Montana Debate&Speech) Trevor Lohof	3-2	113.00	186.00	38.00	<b>42nd</b>
Newberry Colle PF (Newberry College) Paul Fisher	3-2	112.00	185.00	38.00	<b>43rd</b>
Simpson Colleg MP (Simpson College) Mya Postel	3-2	111.00	184.00	38.00	<b>44th</b>
University of JT (University of Central Missouri) Jayme Thompson	3-2	111.00	178.00	36.00	<b>45th</b>
Boise State Un SK (Boise State University) Sam Kleman	3-2	110.00	185.00	37.00	<b>46th</b>
Truman State U AJ (Truman State University) Adli Jacobs	3-2	110.00	184.00	37.00	<b>47th</b>
UC Santa Barba RG (UC Santa Barbara Forensics) Roman Galardi	3-2	109.00	183.00	36.00	<b>48th</b>
Whitworth Univ EO (Whitworth University) Elly Osborne	3-2	109.00	179.00	38.00	<b>49th</b>
UC Santa Barba JW (UC Santa Barbara Forensics) Jasmine Wang	3-2	108.00	181.00	35.00	<b>50th</b>
Boise State Un AA (Boise State University) Ariana Ashby	3-2	107.00	177.00	36.00	<b>51st</b>
University of AS (University of Central Missouri) Ashley Singh	3-2	106.00	175.00	36.00	<b>52nd</b>
Boise State Un IM (Boise State University) Ivan Markevych	3-2	102.00	172.00	34.00	<b>53rd</b>
Whitworth Univ RY (Whitworth University) Riia Yazepova	2-3	116.00	194.00	39.00	<b>54th</b>
UCSD BM (UCSD) Brian Masse	2-3	116.00	192.00	39.00	<b>55th</b>
Lewis & Clark IF (Lewis & Clark College) Ivy Ferdowsian	2-3	116.00	187.00	39.00	<b>56th</b>
Cedarville Uni NH (Cedarville University) Noah Hollenbach	2-3	115.00	190.00	39.00	<b>57th</b>
Lewis & Clark SR (Lewis & Clark College) Sam Rudderow	2-3	114.00	191.00	38.00	<b>58th</b>
University of LG (University of Central Florida) Logan Gerhard	2-3	114.00	191.00	38.00	<b>58th</b>
Lewis & Clark TH (Lewis & Clark College) Teddi Hall	2-3	114.00	190.00	38.00	<b>60th</b>
University of EA (University of Montana Debate&Speech) Ethan Andersch	2-3	114.00	189.00	38.00	<b>61st</b>
University of HO (University of Montana Debate&Speech) Hogan O'Donnell	2-3	114.00	187.00	38.00	<b>62nd</b>
UC Santa Barba GH (UC Santa Barbara Forensics) Gohan Huynh	2-3	113.00	188.00	38.00	<b>63rd</b>
Simpson Colleg MW (Simpson College) Madeline Waddingham	2-3	113.00	188.00	37.00	<b>64th</b>
Cedarville Uni ZE (Cedarville University) Zane Enos	2-3	113.00	187.00	38.00	<b>65th</b>
University of JS (University of Central Florida) Justin Salahuddin	2-3	112.00	187.00	37.00	<b>66th</b>
McNeese State D (McNeese State University) Dawn St. Mary (She/They)	2-3	112.00	187.00	37.00	<b>66th</b>
California Sta BT (California State University, Los Angeles) Brian Ta	2-3	112.00	183.00	37.00	<b>68th</b>
Louisiana Stat RG (Louisiana State University) Roan Guidry	2-3	111.00	185.00	37.00	<b>69th</b>
Mizzou MA (Mizzou) Madison Ade	2-3	110.00	184.00	36.00	<b>70th</b>
John Carroll U AW (John Carroll University) Alex Wasserbauer	2-3	110.00	177.00	39.00	<b>71st</b>
Lewis & Clark RM (Lewis & Clark College) Riley McGinley	2-3	109.00	183.00	37.00	<b>72nd</b>
Texas Christia OR (Texas Christian University) Oliver Roberts	2-3	109.00	182.00	36.00	<b>73rd</b>
Butler Unvers SJ (Butler University) Sidney James	2-3	109.00	178.00	37.00	<b>74th</b>
UCSD SP (UCSD) Sam Pirasteh	2-3	109.00	177.00	36.00	<b>75th</b>
Sterling Colle BB (Sterling College) Bailey Brewer	2-3	109.00	147.00	36.00	<b>76th</b>
University of CG (University of Central Florida) Charmi Gopu	2-3	108.00	181.00	37.00	<b>77th</b>

Southwest Bapt BH (Southwest Baptist U) Ben Hines	2-3	108.00	180.00	35.00	<b>78th</b>
Butler Unvers TS (Butler University) Tala Sharba	2-3	107.00	180.00	36.00	<b>79th</b>
Texas Tech Red CB (Texas Tech Red Raiders) Christian Burgos	2-3	107.00	178.00	36.00	<b>80th</b>
University of MB (University of West Florida) Mea Brahier	2-3	106.00	173.00	35.00	<b>81st</b>
UC Santa Barba AS (UC Santa Barbara Forensics) Alex Sur	2-3	104.00	174.00	34.00	<b>82nd</b>
UCSD ZR (UCSD) Zachary Reisner	2-3	104.00	172.00	35.00	<b>83rd</b>
University of RC (University of Montana Debate&Speech) Robert Corbett	2-3	103.00	173.00	35.00	<b>84th</b>
Weber State Fo EP2 (Weber State Forensics) Emmalee Prince	2-3	102.00	172.00	34.00	<b>85th</b>
Boise State Un CS (Boise State University) Chloe Sellers	1-4	115.00	187.00	39.00	<b>86th</b>
Cedarville Uni KS (Cedarville University) Kayla Sheaffer	1-4	114.00	191.00	38.00	<b>87th</b>
Lafayette Coll BC (Lafayette College) Bridget Côte	1-4	113.00	190.00	38.00	<b>88th</b>
John Carroll U NB (John Carroll University) Noah Banner	1-4	112.00	186.00	38.00	<b>89th</b>
Texas Christia EG (Texas Christian University) Ellie Griffin	1-4	112.00	186.00	37.00	<b>90th</b>
Texas Christia HH (Texas Christian University) Happy Herman	1-4	109.00	184.00	36.00	<b>91st</b>
Central Michig RD (Central Michigan University) Raegan Dallaire	1-4	109.00	182.00	36.00	<b>92nd</b>
Southwest Bapt NP (Southwest Baptist U) Nick Pruett	1-4	107.00	181.00	36.00	<b>93rd</b>
Butler Unvers GS (Butler University) Gaby Seleps	1-4	106.00	177.00	35.00	<b>94th</b>
Central Michig NA (Central Michigan University) Niclas Armstead	1-4	105.00	174.00	36.00	<b>95th</b>
Texas Tech Red LV (Texas Tech Red Raiders) Liliana Villegas	1-4	104.00	171.00	35.00	<b>96th</b>
University of SD (University of West Florida) Stone Dinwiddie	1-4	102.00	172.00	34.00	<b>97th</b>
Central Michig GR (Central Michigan University) George Rhodes	1-4	99.00	166.00	35.00	<b>98th</b>
Mizzou AR (Mizzou) Ace Roach	1-4	97.00	167.00	32.00	<b>99th</b>
Central Michig SP (Central Michigan University) Samantha Prince	1-4	95.00	144.00	30.00	<b>100th</b>
California Sta MH (California State University, Los Angeles) Melissa Holguin	0-5	112.00	186.00	37.00	<b>101st</b>
University of BH (University of West Florida) Brennan Hindman	0-5	109.00	176.00	36.00	<b>102nd</b>
Texas Tech Red DA (Texas Tech Red Raiders) Diego Aguilar	0-5	102.00	169.00	35.00	<b>103rd</b>
California Sta SP (California State University, Los Angeles) Senen Perez	0-5	101.00	165.00	34.00	<b>104th</b>

**Pi Kappa Delta Biennial 2026**

**JV IPDA**

**Competitors in order**

<b>Competitor</b>	<b>Record</b>	<b>Drop H/L</b>	<b>Points</b>	<b>Drop 2 H/L</b>	<b>Results</b>
Missouri Valle JS (Missouri Valley College) Joy Self	5-0	116.00	192.00	39.00	<b>1st</b>
Ohio Universit SF (Ohio University) Samantha Fanger	5-0	114.00	189.00	38.00	<b>2nd</b>
Simpson Colleg EK (Simpson College) Edward Kent	4-1	117.00	195.00	39.00	<b>3rd</b>
Marshall Unive JH (Marshall University) Joshua Hardesty	4-1	116.00	194.00	39.00	<b>4th</b>
Mizzou CM (Mizzou) Corbin Moyer	4-1	116.00	190.00	39.00	<b>5th</b>
Cedarville Uni CR (Cedarville University) Christopher Rhodes	4-1	114.00	188.00	39.00	<b>6th</b>
UCSD CJ (UCSD) Caroline Jethmal	4-1	114.00	188.00	37.00	<b>7th</b>
Whitworth Univ SM (Whitworth University) Sophie Moore	4-1	113.00	186.00	38.00	<b>8th</b>
Ohio Universit SS (Ohio University) Savanah Stachler	4-1	112.00	185.00	37.00	<b>9th</b>
Transylvania U AQ (Transylvania University) Anna Marasco Quibrera	4-1	112.00	185.00	37.00	<b>9th</b>
Southwest Bapt CH (Southwest Baptist U) Chandler Hathcock	4-1	112.00	184.00	37.00	<b>11th</b>
University of CS (University of Montana Debate&Speech) Colby Suko-Clark	4-1	110.25	181.25	37.00	<b>12th</b>
Ottawa Univers EB (Ottawa University) Eli Burtrum	4-1	110.00	182.00	36.00	<b>13th</b>
Mizzou MF (Mizzou) Matteo Francis	4-1	108.00	181.00	36.00	<b>14th</b>
Mizzou WS (Mizzou) Will Sapp	3-2	117.00	195.00	39.00	<b>15th</b>
Louisiana Stat LT (Louisiana State University) Landon Terro	3-2	117.00	194.00	39.00	<b>16th</b>
Marshall Unive MW (Marshall University) Mason Wheeler	3-2	116.00	192.00	39.00	<b>17th</b>
Boise State Un CB (Boise State University) Colby Bond	3-2	113.00	189.00	38.00	<b>18th</b>
Whitworth Univ MD (Whitworth University) Mayumi DeGuzman	3-2	113.00	187.00	39.00	<b>19th</b>
UCSD JL (UCSD) Jasmine Lu	3-2	113.00	186.00	38.00	<b>20th</b>
Weber State Fo EP (Weber State Forensics) Emma Parkin	3-2	113.00	186.00	38.00	<b>20th</b>
Sterling Colle DB (Sterling College) Davi Brooks	3-2	112.00	186.00	38.00	<b>22nd</b>
UCSD SA (UCSD) Sarisha Agarwala	3-2	112.00	184.00	37.00	<b>23rd</b>
Truman State U LW (Truman State University) Lauren Weiss	3-2	111.00	186.00	36.00	<b>24th</b>
Boise State Un JM (Boise State University) Jesse Madison	3-2	111.00	183.00	37.00	<b>25th</b>
Simpson Colleg KM (Simpson College) Kennedy Moore	3-2	110.00	180.00	38.00	<b>26th</b>
Whitworth Univ AC (Whitworth University) Alicia Cooper	3-2	109.00	185.00	36.00	<b>27th</b>
UC-Cumberlands BC (UC-Cumberlands) Brian Culver	3-2	109.00	183.00	37.00	<b>28th</b>
Mizzou FD (Mizzou) Foster Dunlap	3-2	109.00	181.00	36.00	<b>29th</b>
LSU-Shreveport MM (LSU-Shreveport) Madeline McClatchey	3-2	109.00	178.00	36.00	<b>30th</b>
LSU-Shreveport KS (LSU-Shreveport) Kaleb Schmidley	3-2	108.00	182.00	36.00	<b>31st</b>
Whitworth Univ MD2 (Whitworth University) Madalyn Dotson	3-2	108.00	181.00	36.00	<b>32nd</b>
University of LF (University of Central Missouri) Luke Fitzsimmons	3-2	107.00	181.00	36.00	<b>33rd</b>
Truman State U ER (Truman State University) Eric Rotert	3-2	107.00	178.00	36.00	<b>34th</b>
Whitworth Univ LH (Whitworth University) Landon Hicks	3-2	107.00	178.00	36.00	<b>34th</b>
Ohio Universit AB (Ohio University) Abe Bisignano	3-2	107.00	178.00	34.00	<b>36th</b>
Ohio Universit MP (Ohio University) Maddy Purcell	2-3	118.00	196.00	39.00	<b>37th</b>

University of NC (University of Central Florida) Nghì Chau	2-3	116.00	189.00	39.00	<b>38th</b>
Webster Univer EV (Webster University) Evana Vrhovac	2-3	114.00	187.00	38.00	<b>39th</b>
LSU-Shreveport LG (LSU-Shreveport) Levi Grubbs	2-3	112.00	184.00	37.00	<b>40th</b>
Idaho State Un MD (Idaho State University) Maleah Dilworth	2-3	110.00	184.00	37.00	<b>41st</b>
North Central AM (North Central College) Aidan McGuire	2-3	110.00	183.00	37.00	<b>42nd</b>
Kansas City KS LT (Kansas City KS Community College) Lynx Taylor	2-3	110.00	181.00	37.00	<b>43rd</b>
California Sta SM (California State University, Los Angeles) Stephanie Morales-Torres	2-3	110.00	180.00	37.00	<b>44th</b>
LSU-Shreveport JF (LSU-Shreveport) Jasmine Forck	2-3	109.00	181.00	37.00	<b>45th</b>
Simpson Colleg GB (Simpson College) Garrett Bond	2-3	109.00	181.00	36.00	<b>46th</b>
UC Santa Barba JN (UC Santa Barbara Forensics) Jaden Nakamura	2-3	108.00	181.00	36.00	<b>47th</b>
Missouri Valle RA (Missouri Valley College) Royce Adeniken	2-3	108.00	180.00	37.00	<b>48th</b>
Truman State U CS (Truman State University) Cooper Spacil	2-3	107.00	180.00	35.00	<b>49th</b>
University of KF (University of Montana Debate&Speech) Kevin Fortin	2-3	107.00	178.00	35.00	<b>50th</b>
Texas Christia GL (Texas Christian University) Gabriella Longoria	2-3	107.00	176.00	36.00	<b>51st</b>
Texas Tech Red MT (Texas Tech Red Raiders) Maria Trujillo	2-3	107.00	175.00	36.00	<b>52nd</b>
Idaho State Un CB (Idaho State University) Chelsea Blanchard	2-3	106.00	180.00	35.00	<b>53rd</b>
University of CR (University of Central Missouri) Carolyn Rodarte	2-3	106.00	177.00	36.00	<b>54th</b>
Otterbein Univ SN (Otterbein Univ.) Shuab Nur	2-3	104.00	176.00	34.00	<b>55th</b>
UCSD RD (UCSD) Remy Dupart	2-3	100.00	167.00	32.00	<b>56th</b>
California Sta KA (California State University, Los Angeles) Kassandra Adame	2-3	98.75	168.75	33.00	<b>57th</b>
Winona State U RR (Winona State University) River Repinski	2-2	75.00	114.00	0.00	<b>58th</b>
Boise State Un CM (Boise State University) Cadence Marang	1-4	115.00	185.00	39.00	<b>59th</b>
Truman State U EB (Truman State University) Emmett Beeson	1-4	110.00	185.00	37.00	<b>60th</b>
Butler Univer SG (Butler University) Sam Gomez	1-4	108.00	178.00	35.00	<b>61st</b>
Whitworth Univ KS (Whitworth University) Kyla Shodahl	1-4	107.50	177.50	35.50	<b>62nd</b>
Butler Univer AA (Butler University) Aleena Ahmad	1-4	107.00	180.00	36.00	<b>63rd</b>
Kansas City KS GB (Kansas City KS Community College) Grace Bell	1-4	107.00	174.00	36.00	<b>64th</b>
Texas Christia MH (Texas Christian University) Mason Hatfield	1-4	106.00	177.00	36.00	<b>65th</b>
UC-Cumberlands BM (UC-Cumberlands) Brianna Merryfield	1-4	106.00	175.00	35.00	<b>66th</b>
Newberry Colle WL (Newberry College) Wilfredo Lopez-perez	1-4	102.00	169.00	34.00	<b>67th</b>
Simpson Colleg KG (Simpson College) Kyler Griffis	1-4	99.25	166.25	33.25	<b>68th</b>
Louisiana Stat EC (Louisiana State University) Ella Coco	1-3	73.00	145.00	0.00	<b>69th</b>
Colorado Chris JC (Colorado Christian University) Jacob Cromley	0-5	114.00	189.00	39.00	<b>70th</b>
Idaho State Un LC (Idaho State University) Lazarus Clark	0-5	95.00	164.00	32.00	<b>71st</b>

**Pi Kappa Delta Biennial 2026**  
**Lincoln Douglas Debate**  
**Competitors in order**

Competitor	Record	Drop H/L	Points	J Var	Drop 2 H/L	Random	Results
Missouri State ES (Missouri State University <b>JV</b> ) Evan Siever	5-0	87.00	145.00	0.9098	29.00	78621	<b>1st</b>
Missouri State LD (Missouri State University <b>Varsity</b> ) Levi DeAngelis	5-0	87.00	143.00	0.1707	29.00	61090	<b>2nd</b>
Kansas City KS QL (Kansas City KS Community College <b>Varsity</b> ) Quinn Largent	4-1	87.00	142.00	0.3203	29.00	51863	<b>3rd</b>
Louisiana Stat CS (Louisiana State University <b>Varsity</b> ) Cade Savoy	4-1	85.75	143.75	0.9381	28.75	88949	<b>4th</b>
University of JR (University of Missouri Kansas City <b>JV</b> ) Joseph Rice	4-1	85.00	140.00	0.2922	28.00	11657	<b>5th</b>
Missouri State EM (Missouri State University <b>Varsity</b> ) Evan McSorley	4-1	84.00	141.00	0.4286	28.00	35725	<b>6th</b>
Lewis & Clark IF (Lewis & Clark College <b>Varsity</b> ) Ivy Ferdowsian	3-2	87.00	144.00	0.7118	29.00	482	<b>7th</b>
Missouri State GC (Missouri State University <b>Varsity</b> ) Gary Cowdrey-Mota	3-2	85.50	142.50	0.4325	28.50	65133	<b>8th</b>
Truman State U AB (Truman State University <b>Varsity</b> ) Aiden Breesawitz	3-2	85.00	143.00	0.3362	28.00	24222	<b>9th</b>
Missouri State SH (Missouri State University <b>JV</b> ) Shelby Hahn	3-2	85.00	142.00	0.4750	28.00	12870	<b>10th</b>
Mizzou FD (Mizzou <b>JV</b> ) Foster Dunlap	3-2	84.00	140.00	0.2247	28.00	28046	<b>11th</b>
Truman State U AJ (Truman State University <b>Varsity</b> ) Adli Jacobs	3-2	84.00	139.00	-0.0183	28.00	73281	<b>12th</b>
Kansas City KS GB (Kansas City KS Community College <b>JV</b> ) Grace Bell	3-2	83.00	137.00	0.1300	28.00	25448	<b>13th</b>
UCSD SY (UCSD <b>Varsity</b> ) Stephanie Yeh	3-2	82.00	136.00	-0.5177	27.00	45871	<b>14th</b>
University of KB (University of Missouri Kansas City <b>Novice</b> ) Karlle Benton	2-3	85.00	142.00	-0.1889	28.00	79020	<b>15th</b>
Texas Tech Red CP (Texas Tech Red Raiders <b>Varsity</b> ) Carson Posey	2-3	85.00	138.00	-0.4388	28.00	53192	<b>16th</b>
Mizzou MF (Mizzou <b>JV</b> ) Matteo Francis	2-3	83.00	138.00	-0.4051	28.00	17057	<b>17th</b>
UCSD LT (UCSD <b>Varsity</b> ) Lillian Theis	2-3	83.00	137.00	-0.1306	27.00	39203	<b>18th</b>
Missouri Valle JS (Missouri Valley College <b>JV</b> ) Joy Self	2-3	82.00	139.00	-0.1383	27.00	93673	<b>19th</b>
Louisiana Stat ST (Louisiana State University <b>JV</b> ) Sam Theriot	2-3	81.00	135.00	-0.3040	26.00	74281	<b>20th</b>
Texas Tech Red DA (Texas Tech Red Raiders <b>JV</b> ) Diego Aguilar	2-3	79.25	131.25	-0.7140	26.25	88481	<b>21st</b>
Texas Tech Red BS (Texas Tech Red Raiders <b>Varsity</b> ) Berkeley Sizemore	1-4	83.00	138.00	-0.2975	28.00	66736	<b>22nd</b>
UCSD TB (UCSD <b>Varsity</b> ) Thienan Bui	1-4	83.00	112.00	-0.4993	28.00	92707	<b>23rd</b>
Missouri State LB (Missouri State University <b>Varsity</b> ) Liv Busenhart	1-4	82.00	137.00	0.4106	27.00	31756	<b>24th</b>
University of JS (University of Central Florida <b>Varsity</b> ) Justin Salahuddin	1-4	81.50	132.50	-0.3068	27.00	3667	<b>25th</b>
University of SA (University of Missouri Kansas City <b>Novice</b> ) Sahid Anzures	1-4	79.00	130.00	-1.1303	26.00	46455	<b>26th</b>
Louisiana Stat EC (Louisiana State University <b>JV</b> ) Ella Coco	1-4	78.00	126.00	-0.6390	27.00	41543	<b>27th</b>

Pi Kappa Delta Biennial 2026

**Novice IPDA**

Competitors in order

Competitor	Record	Drop H/L	Points	Drop 2 H/L	Results
South Dakota S SM (South Dakota State University) Sydney Morgan	5-0	119.00	196.00	40.00	<b>1st</b>
Ottawa Univers AR (Ottawa University) Aaron Ruby	5-0	116.00	193.00	38.00	<b>2nd</b>
Boise State Un BH (Boise State University) Ben Hobbs	5-0	105.00	175.00	34.00	<b>3rd</b>
Murray State CB (Murray State) Coleton Boyd	4-1	119.00	194.00	40.00	<b>4th</b>
Simpson Colleg DS (Simpson College) Dillon Sullivan	4-1	117.00	193.00	39.00	<b>5th</b>
UCSD OB (UCSD) Olivia Buhler	4-1	116.00	194.00	39.00	<b>6th</b>
Simpson Colleg SC (Simpson College) Selena Constanza-Chavez	4-1	116.00	192.00	39.00	<b>7th</b>
Otterbein Univ LK (Otterbein Univ.) Liliana Kennon	4-1	116.00	192.00	39.00	<b>7th</b>
UCSD JD (UCSD) Julius Dawoodtabar	4-1	113.00	182.00	38.00	<b>9th</b>
Sterling Colle CV (Sterling College) Cristian A Vargiu	4-1	112.00	185.00	36.00	<b>10th</b>
Texas Christia CC (Texas Christian University) Casey Caldwell	4-1	112.00	151.00	38.00	<b>11th</b>
Minnesota Stat EF (Minnesota State University, Mankato) Eli Frost	4-1	111.00	183.00	37.00	<b>12th</b>
Newberry Colle HR (Newberry College) Heather Ray	4-1	110.00	183.00	38.00	<b>13th</b>
UCSD CD (UCSD) Chamiru Dewundaraliyanawaduge	4-1	109.00	178.00	38.00	<b>14th</b>
Simpson Colleg HG (Simpson College) Henry Godar	4-1	108.00	181.00	36.00	<b>15th</b>
Northern State JJ (Northern State University) Jericho Jones	4-1	106.00	178.00	35.00	<b>16th</b>
Webster Univer NC (Webster University) Nadia Calloway	3-2	117.00	191.00	40.00	<b>17th</b>
Butler Univers GM (Butler University) Grace McLaughlin	3-2	116.00	190.00	39.00	<b>18th</b>
Webster Univer EC (Webster University) Eleanor Clark	3-2	115.00	191.00	38.00	<b>19th</b>
Texas Christia TR (Texas Christian University) Tyla Robinson	3-2	115.00	190.00	39.00	<b>20th</b>
Lafayette Coll TD (Lafayette College) Turner Day	3-2	114.00	190.00	38.00	<b>21st</b>
Simpson Colleg IC (Simpson College) Izzy Carter	3-2	114.00	189.00	38.00	<b>22nd</b>
Lafayette Coll AM (Lafayette College) Alexis Mellett	3-2	113.00	186.00	37.00	<b>23rd</b>
Texas Christia LP (Texas Christian University) Landon Peugh	3-2	112.00	182.00	37.00	<b>24th</b>
LSU-Shreveport JM (LSU-Shreveport) Josephine Moore	3-2	112.00	180.00	39.00	<b>25th</b>
Louisiana Stat BR (Louisiana State University) Breione Rowan	3-2	111.00	182.00	38.00	<b>26th</b>
Marshall Unive EM (Marshall University) Eli Morris	3-2	111.00	182.00	37.00	<b>27th</b>
Truman State U JS (Truman State University) Jack Schroeder	3-2	110.00	181.00	38.00	<b>28th</b>
Whitworth Univ KB (Whitworth University) Kayli Benjamin	3-2	109.00	183.00	35.00	<b>29th</b>
Texas Christia EH (Texas Christian University) Ellington Holkmann	3-2	109.00	181.00	37.00	<b>30th</b>
Winona State U TO (Winona State University) Tatyana Ochwal	3-2	108.00	183.00	36.00	<b>31st</b>
Texas Christia BP (Texas Christian University) Braeden Parker	3-2	108.00	182.00	36.00	<b>32nd</b>
Webster Univer TH (Webster University) TJ Hawkins	3-2	107.00	178.00	35.00	<b>33rd</b>
Newberry Colle AP (Newberry College) Ashley Peterson	3-2	107.00	176.00	35.00	<b>34th</b>
John Carroll U DC (John Carroll University) Dillon Crane	3-2	105.00	173.00	37.00	<b>35th</b>
Newberry Colle RL (Newberry College) Riley Lobash	3-2	102.00	171.00	34.00	<b>36th</b>
Winona State U MM (Winona State University) Marel McCann	3-2	102.00	170.00	35.00	<b>37th</b>

Ohio Universit CD (Ohio University) Chloe Daniel	2-3	115.00	192.00	38.00	<b>38th</b>
Marshall Unive AC (Marshall University) Addison Crum	2-3	113.00	189.00	38.00	<b>39th</b>
Mizzou BM (Mizzou) Ben Montbriand	2-3	112.00	187.00	37.00	<b>40th</b>
Minnesota Stat KH (Minnesota State University, Mankato) Kennedy Hayden	2-3	111.00	183.00	38.00	<b>41st</b>
Lafayette Coll AW (Lafayette College) Amelia Wolkoff	2-3	111.00	183.00	37.00	<b>42nd</b>
University of HB (University of Central Florida) Hannah Bowman	2-3	111.00	179.00	37.00	<b>43rd</b>
Whitworth Univ PA (Whitworth University) Parker Alvarez	2-3	108.00	180.00	36.00	<b>44th</b>
Butler Univer MO (Butler University) Maddie O'Brien	2-3	107.00	178.00	37.00	<b>45th</b>
Webster Univer CT (Webster University) Chesper Tunga	2-3	106.00	180.00	35.00	<b>46th</b>
Newberry Colle NQ (Newberry College) Nia Quimby	2-3	106.00	173.00	35.00	<b>47th</b>
GVSU Speech an JA (GVSU Speech and Debate Team) James Almeda	2-3	105.00	172.00	35.00	<b>48th</b>
UCSD TB (UCSD) Thienan Bui	2-3	104.00	176.00	36.00	<b>49th</b>
Simpson Colleg JJ (Simpson College) Jamie Jager	2-3	104.00	176.00	35.00	<b>50th</b>
Webster Univer NR (Webster University) Noah Robinett	2-3	104.00	172.00	35.00	<b>51st</b>
Transylvania U AH (Transylvania University) Ash Harris	2-3	102.25	171.25	34.25	<b>52nd</b>
Marian Univer JC (Marian University) Jacob Cooper	2-3	102.00	169.00	34.00	<b>53rd</b>
Transylvania U LT (Transylvania University) Lily Tigie	2-3	102.00	168.00	34.00	<b>54th</b>
Marshall Unive MH (Marshall University) Maxwell Harris	2-3	101.00	170.00	32.00	<b>55th</b>
Murray State HM (Murray State) Hailey Meshev	2-3	99.75	163.75	32.75	<b>56th</b>
Texas Tech Red GO (Texas Tech Red Raiders) Gilbert Ortega	2-3	99.00	165.00	33.00	<b>57th</b>
University of HR (University of Central Missouri) Hannah Rodriguez-Nemeth	2-3	97.00	166.00	32.00	<b>58th</b>
Butler Univer JL (Butler University) Jessica Lubbehusen	1-4	110.00	185.00	37.00	<b>59th</b>
University of CV (University of Central Missouri) Charlie Vitale	1-4	109.00	183.00	36.00	<b>60th</b>
Ohio Universit TA (Ohio University) Taryn Adamczyk	1-4	109.00	181.00	36.00	<b>61st</b>
Butler Univer BR (Butler University) Braylee Rey	1-4	108.00	175.00	35.00	<b>62nd</b>
Winona State U DB (Winona State University) Dash Brown	1-4	106.00	176.00	35.00	<b>63rd</b>
Weber State Fo SP (Weber State Forensics) Sadie Parkin	1-4	103.00	169.00	34.00	<b>64th</b>
Transylvania U OR (Transylvania University) Oscar Robinson	1-4	103.00	168.00	35.00	<b>65th</b>
GVSU Speech an DP (GVSU Speech and Debate Team) Demante' Phillips	1-4	102.00	167.00	34.00	<b>66th</b>
Winona State U HV (Winona State University) Harini Jyo Valath	1-4	102.00	153.00	34.00	<b>67th</b>
Newberry Colle JH (Newberry College) Juliana Hernandez	1-4	101.25	171.25	34.25	<b>68th</b>
California Sta ND (California State University, Los Angeles) Nikolas Diaz	1-4	101.00	172.00	35.00	<b>69th</b>
Newberry Colle JF (Newberry College) Jose Ferrer	1-4	95.00	159.00	30.00	<b>70th</b>
Winona State U OG (Winona State University) Olivia Garaghty	1-4	95.00	157.00	31.00	<b>71st</b>
California Sta JN (California State University, Los Angeles) John Nolasco	0-5	109.00	175.00	37.00	<b>72nd</b>
Louisiana Stat SC (Louisiana State University) Symaj Colley	0-5	106.00	175.00	35.00	<b>73rd</b>

Pi Kappa Delta Biennial 2026

**NPDA Debate**

Competitors in order

Competitor	Record	Drop H/L	Points	Opp. Wins	Drop 2 H/L	J Var	Random	Results
UCSD GFJY (UCSD <b>Varsity</b> ) Joy Yomogida and Giana Ferrero	5-0	168.00	281.00	14.00	57.00	0.7865	43316	<b>1st</b>
Truman State U EMAB (Truman State University <b>Varsity</b> ) Aiden Breesawitz and Emery McEvoy	4-1	172.00	286.00	17.00	57.00	0.6023	53977	<b>2nd</b>
Whitman Colleg GHOK (Whitman College <b>Varsity</b> ) Oliver Kaufman and Grace Hardy	4-1	171.00	285.00	9.00	57.00	0.5130	40715	<b>3rd</b>
UCSD SYRL (UCSD <b>Varsity</b> ) Stephanie Yeh and Richey Li	4-1	170.00	280.00	10.00	57.00	0.5946	35432	<b>4th</b>
Duquesne Unive NFRH (Duquesne University <b>Varsity</b> ) Nick Frellino and Riley Hunter	4-1	166.75	278.75	16.25	55.75	0.2620	99763	<b>5th</b>
UCSD GKL (UCSD <b>Varsity</b> ) Lillian Theis and Gursimar Kaur	4-1	166.25	276.25	12.50	55.25	0.2183	69396	<b>6th</b>
Murray State SMSH (Murray State <b>JV</b> ) Samuel Harless and Samuel Miller	3-2	172.00	277.00	16.00	57.00	0.3087	29257	<b>7th</b>
Whitman Colleg ACLL (Whitman College <b>JV</b> ) Liz Lovett and Ana Collins	3-2	171.00	285.00	12.00	57.00	0.6523	3369	<b>8th</b>
Appalachian St VFJK (Appalachian State University <b>Varsity</b> ) Josh Kubie and Vik Clinton Fodor	3-2	170.00	283.00	17.00	57.00	0.2482	858	<b>9th</b>
Appalachian St MMDB (Appalachian State University <b>Varsity</b> ) Darby Blinsink and Maddy Myers	3-2	167.00	277.00	17.00	55.00	0.1556	22555	<b>10th</b>
Simpson Colleg ALAB (Simpson College <b>Novice</b> ) Alex Beveridge and Aurore Lonyome	3-2	164.00	269.00	12.00	54.00	0.0539	32382	<b>11th</b>
Truman State U JUNC (Truman State University <b>JV</b> ) Nevaeh Carter and Jack Unsell	3-2	159.00	265.00	11.00	53.00	-0.2085	51744	<b>12th</b>
Duquesne Unive PHAR (Duquesne University <b>JV</b> ) Paul Horne and Abraham Remillard	3-2	155.00	249.00	11.00	55.00	-0.3334	50854	<b>13th</b>
Appalachian St DDGH (Appalachian State University <b>JV</b> ) Gia Hazelgrove and Drake Dorson	2-3	170.00	283.00	14.00	57.00	-0.0931	71175	<b>14th</b>
Northern State HSLA (Northern State University <b>JV</b> ) Hannah Smith and Liv Ashley	2-3	169.00	281.00	10.00	57.00	0.1333	51461	<b>15th</b>
Murray State CMEV (Murray State <b>JV</b> ) Essabella Voss and Caleb McCurren	2-3	169.00	280.00	12.00	56.00	0.0394	39914	<b>16th</b>
East Tennessee NWRS (East Tennessee State University <b>Varsity</b> ) Nic Willis and Rebekah Saulsbury	2-3	164.00	273.00	10.00	55.00	0.0218	89631	<b>17th</b>
Whitman Colleg VGLS (Whitman College <b>JV</b> ) Louis Stark and Valeri Garcia	2-3	164.00	221.00	7.00	55.00	0.0735	29228	<b>18th</b>
Duquesne Unive NRDF (Duquesne University <b>Varsity</b> ) Natalie Rodriguez and Dominic Failor	2-3	160.00	270.00	11.00	53.00	-0.1776	86031	<b>19th</b>
Simpson Colleg AJRG (Simpson College <b>Varsity</b> ) Rachel Garcia and Aidan Jones	2-3	157.50	262.50	13.75	52.50	-0.8009	61025	<b>20th</b>
Mizzou DWMA (Mizzou <b>Varsity</b> ) Dustin Wallace and Madison Arenaz	2-3	157.00	265.00	11.00	53.00	-0.2228	94229	<b>21st</b>
East Tennessee CSRA (East Tennessee State University <b>Varsity</b> ) Connor Sproule and Riley Axelrod	1-4	167.00	277.00	11.00	56.00	-0.1581	68652	<b>22nd</b>
South Dakota S ASEA (South Dakota State University <b>Varsity</b> ) Abi Slater and Emma Arneson	1-4	164.00	266.00	13.00	55.00	-0.4121	17314	<b>23rd</b>
Duquesne Unive JWAO (Duquesne University <b>Novice</b> ) J. Michael Wachs and Allison Ochs	1-4	156.00	259.00	12.00	52.00	-0.6372	53367	<b>24th</b>
Newberry Colle JWDM (Newberry College <b>Novice</b> ) Jorgia Weaver and Desiray Montgomery	1-4	149.00	239.00	14.00	51.00	-0.9279	8304	<b>25th</b>
Duquesne Unive VDMG (Duquesne University <b>JV</b> ) Veronica Van Dam and Malka Gendlin	0-5	159.00	264.00	13.00	53.00	-0.7412	36990	<b>26th</b>

**Pi Kappa Delta Biennial 2026**  
**Public Forum Debate**  
 Competitors in order

Competitor	Record	Drop H/L	Points	Drop 2 H/L	J Var	Results
Boise State Un APAH (Boise State University <b>Varsity</b> ) Adam Pendergrass and Allie Hampton	5-0	170.00	283.00	57.00	0.4488	<b>1st</b>
Boise State Un AAJM (Boise State University <b>JV</b> ) Jesse Madison and Ariana Ashby	4-1	176.00	288.00	59.00	0.8703	<b>2nd</b>
Simpson Colleg HGEK (Simpson College <b>JV</b> ) Edward Kent and Henry Godar	4-1	172.00	286.00	58.00	0.3759	<b>3rd</b>
Truman State U JUNC (Truman State University <b>Varsity</b> ) Nevaeh Carter and Jack Unsell	4-1	169.00	281.00	57.00	0.4415	<b>4th</b>
Simpson Colleg AJRG (Simpson College <b>Varsity</b> ) Rachel Garcia and Aidan Jones	4-1	166.00	275.00	56.00	-0.0289	<b>5th</b>
Truman State U ERSP (Truman State University <b>Varsity</b> ) Sawyer Partney and Eric Rotert	3-2	171.00	284.00	57.00	0.4296	<b>6th</b>
Truman State U EBCS (Truman State University <b>Varsity</b> ) Cooper Spacil and Emmett Beeson	3-2	169.00	282.00	56.00	0.4627	<b>7th</b>
Central Michig MPTK (Central Michigan University <b>Varsity</b> ) Mason Pickard and Teagan Kazin	3-2	168.00	280.00	56.00	0.2510	<b>8th</b>
Boise State Un IMKW (Boise State University <b>Varsity</b> ) Kyrn Willett and Ivan Markevych	3-2	166.00	276.00	56.00	0.2509	<b>9th</b>
Simpson Colleg GBWM (Simpson College <b>Varsity</b> ) Wesley McDowell and Garrett Bond	3-2	163.75	273.75	54.75	0.1381	<b>10th</b>
Northern State LAHS (Northern State University <b>JV</b> ) Hannah Smith and Liv Ashley	3-2	163.00	272.00	53.00	-0.1764	<b>11th</b>
Central Michig AKRD (Central Michigan University <b>Varsity</b> ) George Rhodes and Raegan Dallaire	3-2	162.00	272.00	54.00	-0.0059	<b>12th</b>
Simpson Colleg KMAL (Simpson College <b>JV</b> ) Aurore Lonyome and Kennedy Moore	2-3	168.00	280.00	56.00	0.2714	<b>13th</b>
UCSD RLGK (UCSD <b>Varsity</b> ) Richey Li and Gursimar Kaur	2-3	163.25	271.25	54.25	-0.0583	<b>14th</b>
Northern State LCEB (Northern State University <b>Novice</b> ) Elana Bishop and Lauren Carpenter	2-3	163.00	273.00	55.00	-0.3423	<b>15th</b>
UCSD JYGF (UCSD <b>Varsity</b> ) Giana Ferrero and Joy Yomogida	2-3	162.00	271.00	54.00	0.0690	<b>16th</b>
Whitman Colleg ACLL (Whitman College <b>JV</b> ) Liz Lovett and Ana Collins	2-3	161.00	270.00	54.00	-0.2615	<b>17th</b>
Central Michig SPNA (Central Michigan University <b>Varsity</b> ) Samantha Prince and Niclas Armstead	2-3	159.00	263.00	53.00	-0.6994	<b>18th</b>
Simpson Colleg ABIC (Simpson College <b>Novice</b> ) Izzy Carter and Alex Beveridge	2-3	158.00	263.00	53.00	-0.7611	<b>19th</b>
Whitman Colleg GHOK (Whitman College <b>Varsity</b> ) Oliver Kaufman and Grace Hardy	1-4	165.00	275.00	55.00	0.1089	<b>20th</b>
Butler Unvers JLAA (Butler University <b>JV</b> ) Jessica Lubbehusen and Aleena Ahmad	1-4	160.75	268.75	53.75	-0.6151	<b>21st</b>
Simpson Colleg KGJJ (Simpson College <b>JV</b> ) Jamie Jager and Kyler Griffis	1-4	158.00	265.00	53.00	-0.7200	<b>22nd</b>
Whitman Colleg VGLS (Whitman College <b>JV</b> ) Louis Stark and Valeri Garcia	1-4	156.00	263.00	52.00	-0.7525	<b>23rd</b>

**Pi Kappa Delta Biennial 2026**

**TIPA**

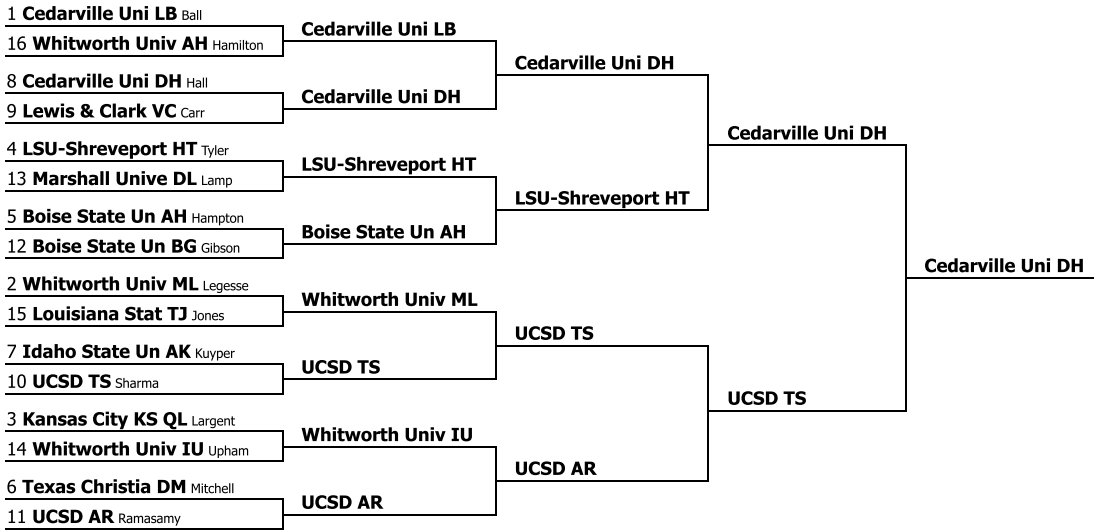
**Competitors in order**

<b>Competitor</b>	<b>Record</b>	<b>Drop H/L</b>	<b>Points</b>	<b>Drop 2 H/L</b>	<b>Results</b>
Boise State Un BGJH (Boise State University <b>Varsity</b> ) Jaxon Holmes and Bridget Gibson	5-0	231.00	384.00	78.00	<b>1st</b>
Mizzou MADW (Mizzou <b>Varsity</b> ) Madison Arenaz and Dustin Wallace	5-0	228.00	380.00	76.00	<b>2nd</b>
UCSD JBBM (UCSD <b>Varsity</b> ) Brian Masse and Jacob Blair	4-1	231.00	375.00	77.00	<b>3rd</b>
Cedarville Uni DHNK (Cedarville University <b>Varsity</b> ) Deidra Hall and Nathanael Kolssak	4-1	230.00	383.00	76.00	<b>4th</b>
Boise State Un CBSK (Boise State University <b>Varsity</b> ) Sam Kleman and Colby Bond	4-1	224.00	372.00	76.00	<b>5th</b>
Marshall Unive EMMW (Marshall University <b>JV</b> ) Eli Morris and Mason Wheeler	4-1	223.00	372.00	74.00	<b>6th</b>
Cedarville Uni ZELB (Cedarville University <b>Varsity</b> ) Zane Enos and Laura Ball	4-1	222.00	372.00	72.00	<b>7th</b>
LSU-Shreveport KSHT (LSU-Shreveport <b>Varsity</b> ) Kaleb Schmidley and Heidi Tyler	4-1	222.00	371.00	74.00	<b>8th</b>
Whitworth Univ MDSM (Whitworth University <b>JV</b> ) Sophie Moore and Mayumi DeGuzman	4-1	221.00	364.00	73.00	<b>9th</b>
UCSD JLCJ (UCSD <b>JV</b> ) Jasmine Lu and Caroline Jethmal	4-1	220.00	369.00	73.00	<b>10th</b>
Lewis & Clark VCSR (Lewis & Clark College <b>Varsity</b> ) Sam Rudderow and Virginia Carr	3-2	232.00	386.00	77.00	<b>11th</b>
University of CGNC (University of Central Florida <b>Varsity</b> ) Charmi Gopu and Nghi Chau	3-2	230.00	382.00	77.00	<b>12th</b>
Boise State Un AHCM (Boise State University <b>JV</b> ) Cadence Marang and Aleigh Holmes	3-2	230.00	380.00	78.00	<b>13th</b>
Whitworth Univ BJAH (Whitworth University <b>Varsity</b> ) Bennett Johnson and Avery Hamilton	3-2	229.25	376.25	77.00	<b>14th</b>
Idaho State Un MDAK (Idaho State University <b>Varsity</b> ) Maleah Dilworth and Alex Kuyper	3-2	226.00	376.00	76.00	<b>15th</b>
Whitworth Univ LHRY (Whitworth University <b>Varsity</b> ) Riia Yazepova and Landon Hicks	3-2	224.00	376.00	75.00	<b>16th</b>
Whitworth Univ AAEO (Whitworth University <b>Varsity</b> ) Elly Osborne and Ahmed Amir	3-2	222.00	368.00	75.00	<b>17th</b>
Cedarville Uni SSKS (Cedarville University <b>JV</b> ) Sarah Smith and Kayla Sheaffer	3-2	221.00	368.00	73.00	<b>18th</b>
University of AAMB (University of West Florida <b>Varsity</b> ) Mea Brahier and Asher Anderson	3-2	221.00	367.00	76.00	<b>19th</b>
University of LHBH (University of West Florida <b>Varsity</b> ) Brennan Hindman and Libby Hutchinson	3-2	219.00	357.00	73.00	<b>20th</b>
University of HBLG (University of Central Florida <b>Varsity</b> ) Logan Gerhard and Hannah Bowman	3-2	217.00	360.00	72.00	<b>21st</b>
University of ASCD (University of Central Missouri <b>Varsity</b> ) Ashley Singh and Caleb Dillon	3-2	216.00	357.00	73.00	<b>22nd</b>
Boise State Un SMBH (Boise State University <b>JV</b> ) Ben Hobbs and Seddi Momenpour	3-2	215.00	362.00	71.00	<b>23rd</b>
Marshall Unive DLJH (Marshall University <b>Varsity</b> ) Demi Lamp and Joshua Hardesty	3-2	214.00	360.00	70.00	<b>24th</b>
UCSD NNSP (UCSD <b>Varsity</b> ) Sam Pirasteh and Naman Narla	3-2	214.00	358.00	70.00	<b>25th</b>
Texas Tech Red JDCB (Texas Tech Red Raiders <b>Varsity</b> ) Jordan Dolen and Christian Burgos	3-2	213.00	355.00	72.00	<b>26th</b>
Boise State Un CSAT (Boise State University <b>Varsity</b> ) Anthony Thomas and Chloe Sellers	2-3	230.00	381.00	77.00	<b>27th</b>
LSU-Shreveport LBJM (LSU-Shreveport <b>Varsity</b> ) Josephine Moore and Lindsey Brown	2-3	229.00	382.00	76.00	<b>28th</b>
UCSD TSAR (UCSD <b>Varsity</b> ) Trisha Sharma and Avanthika Ramasamy	2-3	229.00	379.00	77.00	<b>29th</b>
Lewis & Clark RMTH (Lewis & Clark College <b>Varsity</b> ) Teddi Hall and Riley McGinley	2-3	227.00	376.00	75.00	<b>30th</b>
UCSD ZRRD (UCSD <b>Varsity</b> ) Zachary Reisner and Remy Dupart	2-3	226.00	378.00	75.00	<b>31st</b>
Ottawa Univer EBAR (Ottawa University <b>Novice</b> ) Eli Burtrum and Aaron Ruby	2-3	224.00	375.00	74.00	<b>32nd</b>
Mizzou WSCM (Mizzou <b>JV</b> ) Will Sapp and Corbin Moyer	2-3	221.00	365.00	75.00	<b>33rd</b>
Simpson Colleg MWMP (Simpson College <b>Varsity</b> ) Mya Postel and Madeline Waddingham	2-3	219.00	366.00	73.00	<b>34th</b>
Missouri Valle RATN (Missouri Valley College <b>Varsity</b> ) Tru Naumovitz and Royce Adeniken	2-3	219.00	365.00	73.00	<b>35th</b>
UC Santa Barba JNRG (UC Santa Barbara Forensics <b>JV</b> ) Roman Galardi and Jaden Nakamura	2-3	213.00	358.00	70.00	<b>36th</b>
Texas Tech Red MTLV (Texas Tech Red Raiders <b>Varsity</b> ) Maria Trujillo and Liliana Villegas	2-3	212.00	355.00	70.00	<b>37th</b>

Butler Unvers BRMO (Butler University <b>Novice</b> ) Braylee Rey and Maddie O'Brien	2-3	211.00	355.00	70.00	<b>38th</b>
Newberry Colle APNQ (Newberry College <b>Novice</b> ) Ashley Peterson and Nia Quimby	2-3	201.75	333.75	66.75	<b>39th</b>
Simpson Colleg SCDS (Simpson College <b>Novice</b> ) Selena Constanza-Chavez and Dillon Sullivan	1-4	229.00	381.00	77.00	<b>40th</b>
Newberry Colle PFDN (Newberry College <b>Varsity</b> ) Paul Fisher and Denim Morrison	1-4	226.00	378.00	75.00	<b>41st</b>
LSU-Shreveport MMJF (LSU-Shreveport <b>Varsity</b> ) Madeline McClatchey and Jasmine Forck	1-4	226.00	370.00	75.00	<b>42nd</b>
Newberry Colle RLHR (Newberry College <b>Novice</b> ) Riley Lobash and Heather Ray	1-4	217.00	360.00	74.00	<b>43rd</b>
Ohio Universit MPSS (Ohio University <b>JV</b> ) Savanah Stachler and Maddy Purcell	1-4	216.75	358.75	72.00	<b>44th</b>
Northern State AGJJ (Northern State University <b>Varsity</b> ) Jericho Jones and Abiah George	1-4	213.00	356.00	69.00	<b>45th</b>
Newberry Colle JFJW (Newberry College <b>Novice</b> ) Jose Ferrer and Jorgia Weaver	1-4	209.00	342.00	74.00	<b>46th</b>
Winona State U DBRR (Winona State University <b>JV</b> ) River Repinski and Dash Brown	1-3	144.00	288.00	0.00	<b>47th</b>
UCSD OBDJ (UCSD <b>Novice</b> ) Olivia Buhler and Julius Dawoodtabar	1-2	0.00	73.00	0.00	<b>48th</b>
Newberry Colle JHWL (Newberry College <b>JV</b> ) Juliana Hernandez and Wilfredo Lopez-perez	0-5	208.00	338.00	70.00	<b>49th</b>
Marian Unvers ARKM (Marian University <b>Novice</b> ) Kimberly Moreno and Armoni Richardson	0-5	195.00	325.00	67.00	<b>50th</b>

This tournament is being run using SpeechWire Tournament Services software - [www.SpeechWire.com](http://www.SpeechWire.com).  
© 2004-2026 Ben Stewart - All Rights Reserved. SpeechWire version 4.22.000.

**Pi Kappa Delta Biennial 2026**  
**IPDA**  
 Elimination round bracket



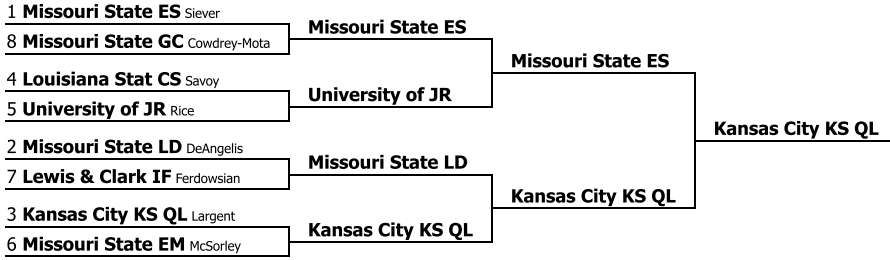
This tournament is being run using SpeechWire Tournament Services software - [www.SpeechWire.com](http://www.SpeechWire.com).  
 © 2004-2026 Ben Stewart - All Rights Reserved. SpeechWire version 4.22.000.

**Pi Kappa Delta Biennial 2026**  
**JV IPDA**  
 Elimination round bracket



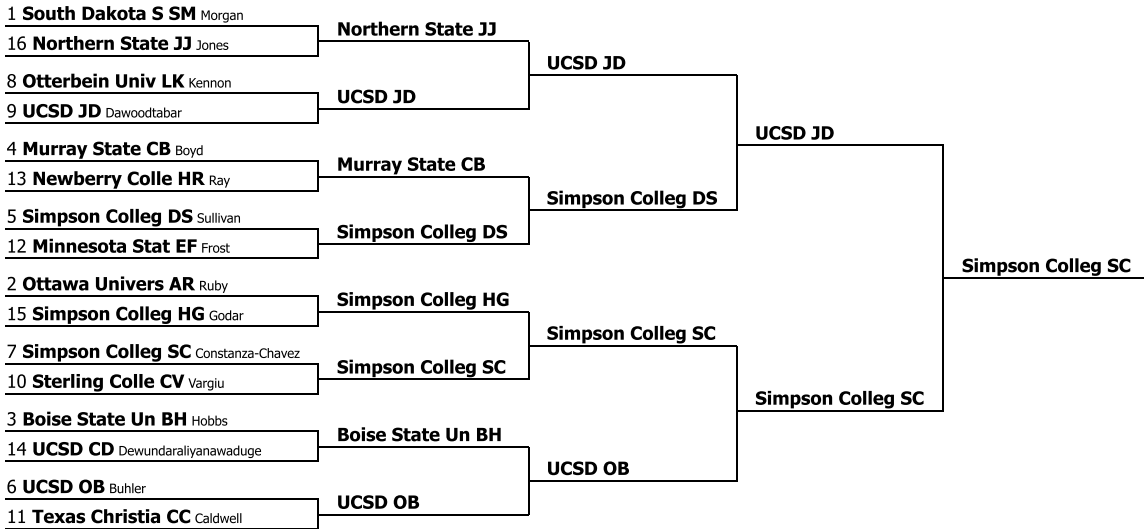
This tournament is being run using SpeechWire Tournament Services software - [www.SpeechWire.com](http://www.SpeechWire.com).  
 © 2004-2026 Ben Stewart - All Rights Reserved. SpeechWire version 4.22.000.

Pi Kappa Delta Biennial 2026  
**Lincoln Douglas Debate**  
Elimination round bracket



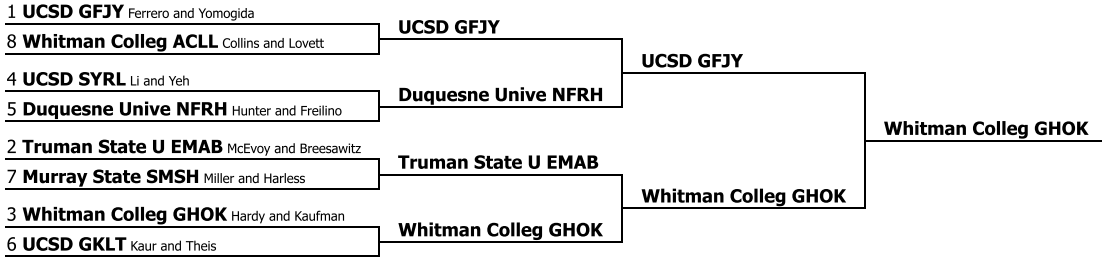
This tournament is being run using SpeechWire Tournament Services software - [www.SpeechWire.com](http://www.SpeechWire.com).  
© 2004-2026 Ben Stewart - All Rights Reserved. SpeechWire version 4.22.000.

**Pi Kappa Delta Biennial 2026**  
**Novice IPDA**  
 Elimination round bracket



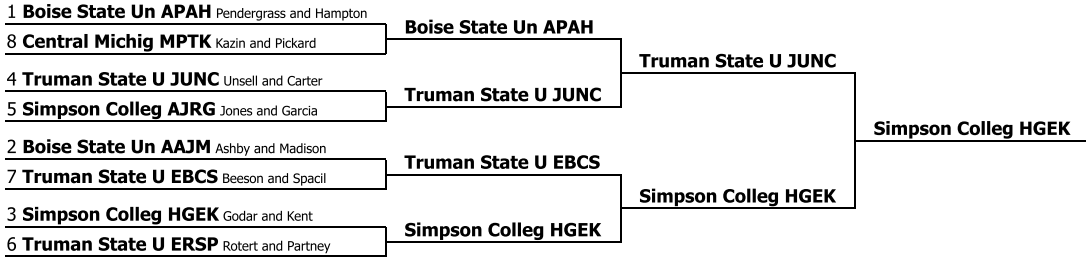
This tournament is being run using SpeechWire Tournament Services software - [www.SpeechWire.com](http://www.SpeechWire.com).  
 © 2004-2026 Ben Stewart - All Rights Reserved. SpeechWire version 4.22.000.

Pi Kappa Delta Biennial 2026  
**NPDA Debate**  
Elimination round bracket



This tournament is being run using SpeechWire Tournament Services software - [www.SpeechWire.com](http://www.SpeechWire.com).  
© 2004-2026 Ben Stewart - All Rights Reserved. SpeechWire version 4.22.000.

Pi Kappa Delta Biennial 2026  
**Public Forum Debate**  
Elimination round bracket

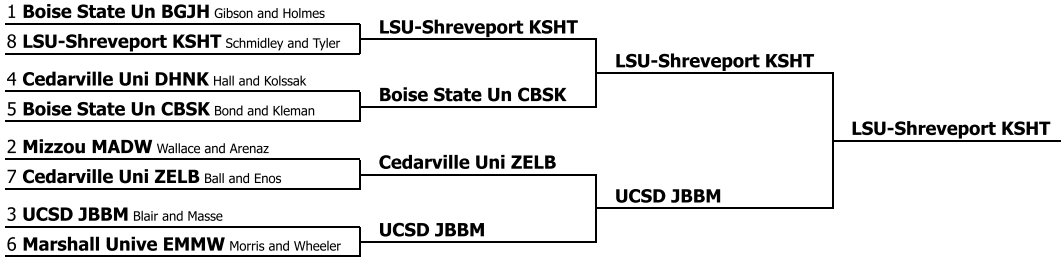


This tournament is being run using SpeechWire Tournament Services software - [www.SpeechWire.com](http://www.SpeechWire.com).  
© 2004-2026 Ben Stewart - All Rights Reserved. SpeechWire version 4.22.000.

Pi Kappa Delta Biennial 2026

**TIPA**

Elimination round bracket



This tournament is being run using SpeechWire Tournament Services software - [www.SpeechWire.com](http://www.SpeechWire.com).  
© 2004-2026 Ben Stewart - All Rights Reserved. SpeechWire version 4.22.000.

**Pi Kappa Delta Biennial 2026**

**IPDA**

**Elimination round results**

**Octafinal round**

1 Cedarville Uni LB Laura Ball (Neg) def. 16 Whitworth Univ AH Avery Hamilton (AFF) **3-0**  
8 Cedarville Uni DH Deidra Hall (Neg) def. 9 Lewis & Clark VC Virginia Carr (AFF) **3-0**  
4 LSU-Shreveport HT Heidi Tyler (Neg) def. 13 Marshall Unive DL Demi Lamp (AFF) **2-1**  
5 Boise State Un AH Allie Hampton def. 12 Boise State Un BG Bridget Gibson (Neg) **1-0**  
2 Whitworth Univ ML Minase Legesse (Neg) def. 15 Louisiana Stat TJ TJ Jones (AFF) **2-1**  
10 UCSD TS Trisha Sharma (Neg) def. 7 Idaho State Un AK Alex Kuyper (AFF) **2-1**  
14 Whitworth Univ IU Ize Upham (AFF) def. 3 Kansas City KS QL Quinn Largent (Neg) **3-0**  
11 UCSD AR Avanthika Ramasamy (AFF) def. 6 Texas Christia DM Daniel Mitchell (Neg) **2-1**

**Quarterfinal round**

Cedarville Uni DH Deidra Hall def. Cedarville Uni LB Laura Ball (Neg) **1-0**  
LSU-Shreveport HT Heidi Tyler def. Boise State Un AH Allie Hampton **2-1**  
UCSD TS Trisha Sharma (AFF) def. Whitworth Univ ML Minase Legesse (Neg) **2-1**  
UCSD AR Avanthika Ramasamy (AFF) def. Whitworth Univ IU Ize Upham (Neg) **2-1**

**Semifinal round**

Cedarville Uni DH Deidra Hall (Neg) def. LSU-Shreveport HT Heidi Tyler (AFF) **2-1**  
UCSD TS Trisha Sharma (Neg) def. UCSD AR Avanthika Ramasamy **1-0**

**Final round**

Cedarville Uni DH Deidra Hall (AFF) def. UCSD TS Trisha Sharma (Neg) **2-1**

Champion: **Cedarville Uni DH Deidra Hall**

This tournament is being run using SpeechWire Tournament Services software - [www.SpeechWire.com](http://www.SpeechWire.com).  
© 2004-2026 Ben Stewart - All Rights Reserved. SpeechWire version 4.22.000.

**Pi Kappa Delta Biennial 2026**

**JV IPDA**

**Elimination round results**

**Octafinal round**

16 Louisiana Stat LT Landon Terro (Neg) def. 1 Missouri Valle JS Joy Self (AFF) **2-1**  
9 Ohio Universit SS Savannah Stachler (AFF) def. 8 Whitworth Univ SM Sophie Moore (Neg) **2-1**  
4 Marshall Unive JH Joshua Hardesty (Neg) def. 13 Ottawa Univers EB Eli Burtrum (AFF) **3-0**  
5 Mizzou CM Corbin Moyer (AFF) def. 12 University of CS Colby Suko-Clark (Neg) **2-1**  
15 Mizzou WS Will Sapp (Neg) def. 2 Ohio Universit SF Samantha Fanger (AFF) **3-0**  
7 UCSD CJ Caroline Jethmal (AFF) def. 10 Transylvania U AQ Anna Marasco Quibrera (Neg) **2-1**  
3 Simpson Colleg EK Edward Kent (Neg) def. 14 Mizzou MF Matteo Francis (AFF) **2-1**  
6 Cedarville Uni CR Christopher Rhodes (Neg) def. 11 Southwest Bapt CH Chandler Hathcock (AFF) **2-1**

**Quarterfinal round**

Ohio Universit SS Savannah Stachler (AFF) def. Louisiana Stat LT Landon Terro (Neg) **2-1**  
Mizzou CM Corbin Moyer (AFF) def. Marshall Unive JH Joshua Hardesty (Neg) **2-1**  
Mizzou WS Will Sapp (AFF) def. UCSD CJ Caroline Jethmal (Neg) **3-0**  
Simpson Colleg EK Edward Kent (Neg) def. Cedarville Uni CR Christopher Rhodes (AFF) **3-0**

**Semifinal round**

Mizzou CM Corbin Moyer (Neg) def. Ohio Universit SS Savannah Stachler (AFF) **2-1**  
Mizzou WS Will Sapp (AFF) def. Simpson Colleg EK Edward Kent (Neg) **3-0**

**Final round**

Mizzou CM Corbin Moyer vs. Mizzou WS Will Sapp **0-0**

This tournament is being run using SpeechWire Tournament Services software - [www.SpeechWire.com](http://www.SpeechWire.com).  
© 2004-2026 Ben Stewart - All Rights Reserved. SpeechWire version 4.22.000.

**Pi Kappa Delta Biennial 2026**  
**Lincoln Douglas Debate**  
**Elimination round results**

**Quarterfinal round**

1 Missouri State ES Evan Siever def. 8 Missouri State GC Gary Cowdrey-Mota (Neg) **1-0**  
5 University of JR Joseph Rice (AFF) def. 4 Louisiana Stat CS Cade Savoy (Neg) **2-1**  
2 Missouri State LD Levi DeAngelis (Neg) def. 7 Lewis & Clark IF Ivy Ferdowsian (AFF) **3-0**  
3 Kansas City KS QL Quinn Largent (Neg) def. 6 Missouri State EM Evan McSorley (AFF) **2-1**

**Semifinal round**

Missouri State ES Evan Siever (AFF) def. University of JR Joseph Rice (Neg) **3-0**  
Kansas City KS QL Quinn Largent (Neg) def. Missouri State LD Levi DeAngelis (AFF) **3-0**

**Final round**

Kansas City KS QL Quinn Largent def. Missouri State ES Evan Siever **3-0**

Champion: **Kansas City KS QL Quinn Largent**

This tournament is being run using SpeechWire Tournament Services software - [www.SpeechWire.com](http://www.SpeechWire.com).  
© 2004-2026 Ben Stewart - All Rights Reserved. SpeechWire version 4.22.000.

**Pi Kappa Delta Biennial 2026**  
**Novice IPDA**  
**Elimination round results**

**Octafinal round**

16 Northern State JJ Jericho Jones (AFF) def. 1 South Dakota S SM Sydney Morgan (Neg) **2-1**  
9 UCSD JD Julius Dawoodtabar (AFF) def. 8 Otterbein Univ LK Liliana Kennon (Neg) **3-0**  
4 Murray State CB Coleton Boyd (Neg) def. 13 Newberry Colle HR Heather Ray (AFF) **3-0**  
5 Simpson Colleg DS Dillon Sullivan (AFF) def. 12 Minnesota Stat EF Eli Frost (Neg) **2-1**  
15 Simpson Colleg HG Henry Godar (AFF) def. 2 Ottawa Univers AR Aaron Ruby (Neg) **2-1**  
7 Simpson Colleg SC Selena Constanza-Chavez (Neg) def. 10 Sterling Colle CV Cristian A Vargiu (AFF) **2-1**  
3 Boise State Un BH Ben Hobbs (AFF) def. 14 UCSD CD Chamiru Dewundaraliyanawaduge (Neg) **3-0**  
6 UCSD OB Olivia Buhler (AFF) def. 11 Texas Christia CC Casey Caldwell (Neg) **2-1**

**Quarterfinal round**

UCSD JD Julius Dawoodtabar (Neg) def. Northern State JJ Jericho Jones (AFF) **2-1**  
Simpson Colleg DS Dillon Sullivan def. Murray State CB Coleton Boyd **2-1**  
Simpson Colleg SC Selena Constanza-Chavez (Neg) def. Simpson Colleg HG Henry Godar **1-0**  
UCSD OB Olivia Buhler (Neg) def. Boise State Un BH Ben Hobbs (AFF) **3-0**

**Semifinal round**

UCSD JD Julius Dawoodtabar (AFF) def. Simpson Colleg DS Dillon Sullivan (Neg) **2-1**  
Simpson Colleg SC Selena Constanza-Chavez (Neg) def. UCSD OB Olivia Buhler (AFF) **2-1**

**Final round**

Simpson Colleg SC Selena Constanza-Chavez (Neg) def. UCSD JD Julius Dawoodtabar (AFF) **2-1**

Champion: **Simpson Colleg SC Selena Constanza-Chavez**

This tournament is being run using SpeechWire Tournament Services software - [www.SpeechWire.com](http://www.SpeechWire.com).  
© 2004-2026 Ben Stewart - All Rights Reserved. SpeechWire version 4.22.000.

**Pi Kappa Delta Biennial 2026**

**NPDA Debate**  
**Elimination round results**

**Quarterfinal round**

- 1 UCSD GFJY Giana Ferrero and Joy Yomogida (AFF) def. 8 Whitman Colleg ACLL Ana Collins and Liz Lovett (Neg) **2-1**  
5 Duquesne Unive NFRH Riley Hunter and Nick Freilino (Neg) def. 4 UCSD SYRL Richey Li and Stephanie Yeh (AFF) **2-1**  
2 Truman State U EMAB Emery McEvoy and Aiden Breesawitz (Neg) def. 7 Murray State SMSH Samuel Miller and Samuel Harless (AFF) **3-0**  
3 Whitman Colleg GHOK Grace Hardy and Oliver Kaufman (AFF) def. 6 UCSD GKLT Gursimar Kaur and Lillian Theis (Neg) **3-0**

**Semifinal round**

- UCSD GFJY Giana Ferrero and Joy Yomogida (AFF) def. Duquesne Unive NFRH Riley Hunter and Nick Freilino (Neg) **3-0**  
Whitman Colleg GHOK Grace Hardy and Oliver Kaufman (AFF) def. Truman State U EMAB Emery McEvoy and Aiden Breesawitz (Neg) **2-1**

**Final round**

- Whitman Colleg GHOK Grace Hardy and Oliver Kaufman (Neg) def. UCSD GFJY Giana Ferrero and Joy Yomogida (AFF) **2-1**

Champion: **Whitman Colleg GHOK Grace Hardy and Oliver Kaufman**

This tournament is being run using SpeechWire Tournament Services software - [www.SpeechWire.com](http://www.SpeechWire.com).  
© 2004-2026 Ben Stewart - All Rights Reserved. SpeechWire version 4.22.000.

**Pi Kappa Delta Biennial 2026**  
**Public Forum Debate**  
**Elimination round results**

**Quarterfinal round**

1 Boise State Un APAH Adam Pendergrass and Allie Hampton (AFF) def. 8 Central Michig MPTK Teagan Kazin and Mason Pickard (Neg) **3-0**  
4 Truman State U JUNC Jack Unsell and Nevaeh Carter (AFF) def. 5 Simpson Colleg AJRG Aidan Jones and Rachel Garcia (Neg) **3-0**  
7 Truman State U EBCS Emmett Beeson and Cooper Spacil (AFF) def. 2 Boise State Un AAJM Ariana Ashby and Jesse Madison (Neg) **2-1**  
3 Simpson Colleg HGEK Henry Godar and Edward Kent (AFF) def. 6 Truman State U ERSP Eric Rotert and Sawyer Partney (Neg) **3-0**

**Semifinal round**

Truman State U JUNC Jack Unsell and Nevaeh Carter (AFF) def. Boise State Un APAH Adam Pendergrass and Allie Hampton (Neg) **2-1**  
Simpson Colleg HGEK Henry Godar and Edward Kent (AFF) def. Truman State U EBCS Emmett Beeson and Cooper Spacil (Neg) **2-1**

**Final round**

Simpson Colleg HGEK Henry Godar and Edward Kent (AFF) def. Truman State U JUNC Jack Unsell and Nevaeh Carter (Neg) **2-1**

Champion: **Simpson Colleg HGEK Henry Godar and Edward Kent**

This tournament is being run using SpeechWire Tournament Services software - [www.SpeechWire.com](http://www.SpeechWire.com).  
© 2004-2026 Ben Stewart - All Rights Reserved. SpeechWire version 4.22.000.

**Pi Kappa Delta Biennial 2026**

**TIPA**

**Elimination round results**

**Quarterfinal round**

8 LSU-Shreveport KSHT Kaleb Schmidley and Heidi Tyler (Neg) def. 1 Boise State Un BGJH Bridget Gibson and Jaxon Holmes (AFF) **2-1**  
5 Boise State Un CBSK Colby Bond and Sam Kleman (Neg) def. 4 Cedarville Uni DHNK Deidra Hall and Nathanael Kolssak (AFF) **2-1**  
7 Cedarville Uni ZELB Laura Ball and Zane Enos (AFF) def. 2 Mizzou MADW Dustin Wallace and Madison Arenaz (Neg) **3-0**  
3 UCSD JBBM Jacob Blair and Brian Masse (Neg) def. 6 Marshall Unive EMMW Eli Morris and Mason Wheeler (AFF) **3-0**

**Semifinal round**

LSU-Shreveport KSHT Kaleb Schmidley and Heidi Tyler (Neg) def. Boise State Un CBSK Colby Bond and Sam Kleman (AFF) **3-0**  
UCSD JBBM Jacob Blair and Brian Masse (Neg) def. Cedarville Uni ZELB Laura Ball and Zane Enos (AFF) **2-1**

**Final round**

LSU-Shreveport KSHT Kaleb Schmidley and Heidi Tyler (AFF) def. UCSD JBBM Jacob Blair and Brian Masse (Neg) **2-1**

Champion: **LSU-Shreveport KSHT Kaleb Schmidley and Heidi Tyler**

This tournament is being run using SpeechWire Tournament Services software - [www.SpeechWire.com](http://www.SpeechWire.com).  
© 2004-2026 Ben Stewart - All Rights Reserved. SpeechWire version 4.22.000.

**Pi Kappa Delta Biennial 2026**  
**Student Congress**  
**Preliminary session, Chamber A**

Code	Team	Competitor(s)	Prelims			Rank total	Head to head	Recips	Drop best and worst	Drop H/L Recips	Parli	Prelim result
			1	2	3							
A2	Ottawa University	Maine Browning	9	4	9, 9	31		0.58	18	0.22		<b>11</b>
AI1	University of Texas at El Paso	Sebastian Perez-Navarro	1	1	8, 1	11		3.12	2	2.00		<b>1</b>
AO11	Simpson College	Aaron Harnden Jr.	5	5	6, 6	22		0.73	11	0.37		<b>4</b>
AO17	Simpson College	Ella Glawatz	3	9	3, 9	24		0.89	12	0.44		<b>6</b>
AO4	Simpson College	Jory Murray	8	9	9, 9	35		0.46	18	0.22		<b>14</b>
BD2	University of Montana Debate&Speech	Alyssa Murnion	9	9	9, 9	36		0.44	18	0.22		<b>15</b>
BI4	Texas Tech Red Raiders	Carson Posey	2	7	7, 2	18		1.29	9	0.64		<b>2</b>
C11	Ohio University	Silas Graser	6	9	5, 8	28		0.60	14	0.29		<b>8</b>
C3	Ohio University	Michael Gallagher	9	9	9, 9	36		0.44	18	0.22		<b>15</b>
C8	Ohio University	Julia Weller	9	8	9, 3	29	9	0.68	17	0.24		<b>9</b>
L9	Newberry College	Denim Morrison	9	9	9, 9	36		0.44	18	0.22		<b>15</b>
O2	Boise State University	Seddi Momenpour	9	3	2, 9	23		1.06	12	0.44		<b>5</b>
O9	Boise State University	Aleigh Holmes	9	6	1, 5	21		1.48	11	0.37		<b>3</b>
U2	Webster University	Adi Sharma	4	9	9, 9	31		0.58	18	0.22		<b>11</b>
V11	University of West Florida	Libby Hutchinson	9	2	9, 7	27		0.87	16	0.25		<b>7</b>
Y12	Butler University	Jackson Busse	9	9	9, 9	36		0.44	18	0.22		<b>15</b>
Y2	Butler University	Gregor von Rohr	7	9	9, 4	29	10	0.62	16	0.25		<b>10</b>
Y3	Butler University	Jonathon Clark	9	9	4, 9	31		0.58	18	0.22		<b>11</b>

This tournament is being run using SpeechWire Tournament Services software - www.SpeechWire.com.  
© 2004-2026 Ben Stewart - All Rights Reserved. SpeechWire version 4.22.000.

**Pi Kappa Delta Biennial 2026**  
**Boise State University**  
**Congress speech scores**

<b>Code</b>	<b>Name</b>	<b>Event</b>	<b>Division</b>	<b>Rd. 1</b>	<b>Rd. 2</b>	<b>Rd. 3</b>
O2	Seddi Momenpour	SC	Varsity	3, 4 <b>(4)</b>	3 <b>(3)</b>	1 <b>(1)</b>
O9	Aleigh Holmes	SC	Varsity	4 <b>(4)</b> 1 <b>(1)</b>	6 <b>(6)</b>	1 <b>(1)</b> 1 <b>(1)</b>

This tournament is being run using SpeechWire Tournament Services software - www.SpeechWire.com.  
© 2004-2026 Ben Stewart - All Rights Reserved. SpeechWire version 4.22.000.

Pi Kappa Delta Biennial 2026  
**Butler University**  
Congress speech scores

Code	Name	Event	Division	Rd. 1	Rd. 2	Rd. 3
Y12	Jackson Busse	SC	Varsity	3 (3)		2 (2) 3 (3)
Y2	Gregor von Rohr	SC	Varsity	2, 4 (3)		
Y3	Jonathon Clark	SC	Varsity	5 (5)		2 (2) 2 (2)

This tournament is being run using SpeechWire Tournament Services software - www.SpeechWire.com.  
© 2004-2026 Ben Stewart - All Rights Reserved. SpeechWire version 4.22.000.

Pi Kappa Delta Biennial 2026  
**Newberry College**  
Congress speech scores

Code	Name	Event	Division	Rd. 1	Rd. 2	Rd. 3
L9	Denim Morrison	SC	Varsity			

This tournament is being run using SpeechWire Tournament Services software - [www.SpeechWire.com](http://www.SpeechWire.com).  
© 2004-2026 Ben Stewart - All Rights Reserved. SpeechWire version 4.22.000.

Pi Kappa Delta Biennial 2026

**Ohio University**

**Congress speech scores**

Code	Name	Event	Division	Rd. 1	Rd. 2	Rd. 3
C11	Silas Graser	SC	Varsity	2, 4 <b>(3)</b> 2 <b>(2)</b>		2 <b>(2)</b> 2 <b>(2)</b>
C3	Michael Gallagher	SC	Varsity			
C8	Julia Weller	SC	Varsity	1 <b>(1)</b> 2 <b>(2)</b>		3 <b>(3)</b>

This tournament is being run using SpeechWire Tournament Services software - [www.SpeechWire.com](http://www.SpeechWire.com).  
© 2004-2026 Ben Stewart • All Rights Reserved. SpeechWire version 4.22.000.

Pi Kappa Delta Biennial 2026  
**Ottawa University**  
Congress speech scores

Code	Name	Event	Division	Rd. 1	Rd. 2	Rd. 3
A2	Maine Browning	SC	Varsity	2 (2)	4 (4)	

This tournament is being run using SpeechWire Tournament Services software - www.SpeechWire.com.  
© 2004-2026 Ben Stewart - All Rights Reserved. SpeechWire version 4.22.000.

**Pi Kappa Delta Biennial 2026**  
**Simpson College**  
**Congress speech scores**

<b>Code</b>	<b>Name</b>	<b>Event</b>	<b>Division</b>	<b>Rd. 1</b>	<b>Rd. 2</b>	<b>Rd. 3</b>
AO11	Aaron Harnden Jr.	SC	Varsity	3, 5 (4) 3 (3) 3 (3)	5 (5)	2 (2) 2 (2)
AO17	Ella Glawatz	SC	Varsity	2, 6 (4)		1 (1) 2 (2)
AO4	Jory Murray	SC	Varsity	3, 4 (4) 5 (5)		3 (3) 2 (2)

This tournament is being run using SpeechWire Tournament Services software - www.SpeechWire.com.  
 © 2004-2026 Ben Stewart - All Rights Reserved. SpeechWire version 4.22.000.

**Pi Kappa Delta Biennial 2026**  
**Texas Tech Red Raiders**  
**Congress speech scores**

<b>Code</b>	<b>Name</b>	<b>Event</b>	<b>Division</b>	<b>Rd. 1</b>	<b>Rd. 2</b>	<b>Rd. 3</b>
B14	Carson Posey	SC	Varsity	1, 6 <b>(4)</b> 2 <b>(2)</b> 1 <b>(1)</b>		3 <b>(3)</b> 2 <b>(2)</b>

This tournament is being run using SpeechWire Tournament Services software - www.SpeechWire.com.  
© 2004-2026 Ben Stewart - All Rights Reserved. SpeechWire version 4.22.000.

**Pi Kappa Delta Biennial 2026**  
**University of Montana Debate&Speech**  
**Congress speech scores**

<b>Code</b>	<b>Name</b>	<b>Event</b>	<b>Division</b>	<b>Rd. 1</b>	<b>Rd. 2</b>	<b>Rd. 3</b>
BD2	Alyssa Murnion	SC	Varsity	6 <b>(6)</b>		3 <b>(3)</b>

This tournament is being run using SpeechWire Tournament Services software - www.SpeechWire.com.  
© 2004-2026 Ben Stewart - All Rights Reserved. SpeechWire version 4.22.000.

**Pi Kappa Delta Biennial 2026**  
**University of Texas at El Paso**  
**Congress speech scores**

<b>Code</b>	<b>Name</b>	<b>Event</b>	<b>Division</b>	<b>Rd. 1</b>	<b>Rd. 2</b>	<b>Rd. 3</b>
AI1	Sebastian Perez-Navarro	SC	Varsity	1, 6 <b>(4)</b> 1 <b>(1)</b> 1 <b>(1)</b>	1 <b>(1)</b>	3 <b>(3)</b> 2 <b>(2)</b>

This tournament is being run using SpeechWire Tournament Services software - www.SpeechWire.com.  
© 2004-2026 Ben Stewart - All Rights Reserved. SpeechWire version 4.22.000.

**Pi Kappa Delta Biennial 2026**  
**University of West Florida**  
**Congress speech scores**

<b>Code</b>	<b>Name</b>	<b>Event</b>	<b>Division</b>	<b>Rd. 1</b>	<b>Rd. 2</b>	<b>Rd. 3</b>
V11	Libby Hutchinson	SC	Varsity	2 <b>(2)</b> 4 <b>(4)</b>	2 <b>(2)</b>	2 <b>(2)</b> 3 <b>(3)</b>

This tournament is being run using SpeechWire Tournament Services software - www.SpeechWire.com.  
© 2004-2026 Ben Stewart - All Rights Reserved. SpeechWire version 4.22.000.

Pi Kappa Delta Biennial 2026  
**Webster University**  
Congress speech scores

Code	Name	Event	Division	Rd. 1	Rd. 2	Rd. 3
U2	Adi Sharma	SC	Varsity	4, 5 (5)		3 (3)

This tournament is being run using SpeechWire Tournament Services software - www.SpeechWire.com.  
© 2004-2026 Ben Stewart - All Rights Reserved. SpeechWire version 4.22.000.