



JUDGING SPEECH AND DEBATE

Kate Hamm Ransom Everglades

khamm@ransomeverglades.org

Thank you for taking time to judge!!

- Your feedback is incredibly valuable!
- Judge the performance - not the uncontrollable factors
- Take notes during performances - either on the Speechwire feedback pulldown or notepad to transfer later
- Write specific comments to praise and help the competitor and their coach to improve
- You may want to write saved feedback on a google doc and paste into Speechwire feedback pulldown

Important General Information



- Google Chrome **required** for Speechwire software
- If you have a ballot it should appear on your screen.. It will have the names/codes of the competitors and the start button. Click START
- If you do not have a ballot stay in judge lounge until tab releases standby judges. If your name is called as a replacement and you are not present, your school will be fined.
- Please be aware - all of us have implicit bias... a way that we see the world. Judges need to set this bias aside and listen to the speeches and debates with a fresh and open mind!



Speech Ballots

- Hit the start button to let tabroom staff know.
- Start round at the scheduled time.
- DO NOT wait until all students are present. Many are double entered.
- If Extemp or Impromptu, they come in one at a time.
- Take notes during performances to provide detailed comments to the kids.
- Rank performers 1st, 2nd, 3rd, and so on... Write detailed comments!
- If tournament is using speaker points, the range is 90-100.
100=awesome, 90=not so much...

Speechwire Speech Judges:

The screenshot shows the 'SpeechWire Online Tournaments' page. At the top, the SpeechWire logo and 'Online Tournaments' are displayed. Below this, a section titled 'SpeechWire online tournaments' contains instructions: 'These e-ballots have been assigned to you. Click one to start the round and submit your ballot.' Four tournament links are listed: 'Sat. Nov. 6 1:30 PM: SFCFL 2 EXT Rd. 4 Sect. C', 'Sat. Nov. 6 12:00 PM: SFCFL 2 EXT Rd. 3 Sect. A', 'Sat. Nov. 6 10:00 AM: SFCFL 2 DP Rd. 2 Sect. A', and 'Sat. Nov. 6 8:30 AM: SFCFL 2 OO Rd. 1 Sect. B'. Handwritten notes include 'Extemporaneous Speaking' with an arrow pointing to the first link, 'Dramatic Performance = DI & HI' with an arrow pointing to the third link, and 'original oratory' with an arrow pointing to the fourth link. Below the links are 'Your account', 'Log out', and 'Manage your account on SpeechWire.com'. At the bottom, there are links for 'Online tournament home' and 'Main SpeechWire website', and a footer for 'SpeechWire Tournament Services' with copyright information and links for 'Terms of use' and 'Privacy and Security Policy'.

SpeechWire™ Online Tournaments

SpeechWire online tournaments

These e-ballots have been assigned to you. Click one to start the round and submit your ballot.

Sat. Nov. 6 1:30 PM: SFCFL 2 EXT Rd. 4 Sect. C *Extemporaneous Speaking*

Sat. Nov. 6 12:00 PM: SFCFL 2 EXT Rd. 3 Sect. A *Dramatic Performance = DI & HI*

Sat. Nov. 6 10:00 AM: SFCFL 2 DP Rd. 2 Sect. A

Sat. Nov. 6 8:30 AM: SFCFL 2 OO Rd. 1 Sect. B *original oratory*

[Your account](#)

[Log out](#)

[Manage your account on SpeechWire.com](#)

[Online tournament home](#) - [Main SpeechWire website](#)

SpeechWire Tournament Services - Copyright 2004-2021 Ben Stewart. All Rights Reserved. [Terms of use](#) - [Privacy and Security Policy](#)

- Once you login to live.speechwire.com, this screen will inform you if you have a ballot
- They will layer as the day goes on.
- Click on the link to start, after the round is over, rank your speakers and give points and save/submit
- You can revisit your comments section later to add more comments.

Speech Ballot Ranking and Points

NSDA Campus room

Please carefully review the following statement on implicit bias from the National Speech and Debate Association.

We are all influenced by implicit bias, or the stereotypes that unconsciously affect our decisions. When judging, our implicit biases negatively impact traditionally marginalized and disenfranchised students. Before writing comments or making a decision, please take a moment to reflect on any biases that may impact your decision making.

Please remember that the video quality of a student's performance or speech may be impacted by lighting, internet, access to equipment, and other family members' presence in the home. To ensure a more equitable experience for participants, please be sure your decision-making process and comments are related only to the content and quality of the presentation or speech itself."

[Return to home page](#)

	Competitor	Comments	Rank	Points
	K12 [REDACTED]	Edit comments	4	94
	F5 [REDACTED]	Edit comments	1	97
	R6 [REDACTED]	Edit comments	3	95
	T1 [REDACTED]	Edit comments	2	96
	R16 [REDACTED]	Edit comments	5	90
	Q9 [REDACTED]	Edit comments	6	90

[Return to home page](#)

Click on comments to write detailed ballot

Give points on a scale of 90-100,
Try to avoid ties, unless warranted.

Rank performers - no ties!

Speech Ballot - Writing Comments

Electronic comments

SFCFL 2 00 Rd. 1 Sect. B
Room , Sat. Nov. 6 at 8:30 AM

Speaker #1 -- K12

Please carefully review the following statement on implicit bias from the National Speech and Debate Association.

"We are all influenced by implicit bias, or the stereotypes that unconsciously affect our decisions. When judging, our implicit biases negatively impact traditionally marginalized and disenfranchised students. Before writing comments or making a decision, please take a moment to reflect on any biases that may impact your decision making.

Please remember that the video quality of a student's performance or speech may be impacted by lighting, internet, access to equipment, and other family members' presence in the home. To ensure a more equitable experience for our participants, please be sure your decision-making process and comments are related only to the content and quality of the presentation or speech itself."

Save comments

Discard changes and return to ballot

Comments:

Great hook.
Causes --> Great pace!
2014 - Justin Bieber, good job with that example.
Stumbled a few times, but phenomenal job recovering.

BIG pause after 4:00 minutes.

2 Categories - good or bad.

For most of your speech you were very clear and super coherent.

Performance time (length): (in format 1:23, where 1 is minutes and 23 is seconds)

Save comments

Discard changes and return to ballot

Awesome Speech Events!



EXTEMPORANEOUS SPEAKING AND IMPROMPTU



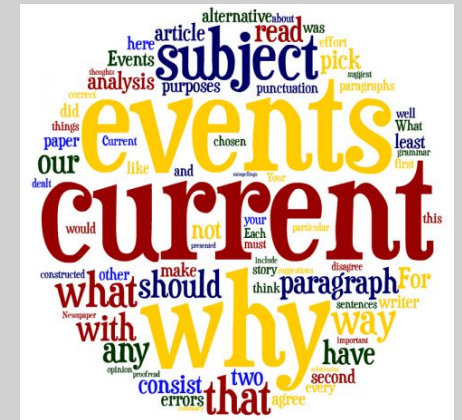
AFTER-DINNER SPEAKING
(ADS), INFORMATIVE
SPEAKING, ORIGINAL
ORATORY



INTERPRETATION OF LITERATURE EVENTS

Extemporaneous Speaking – What is it?

- 7 minute speech with 30 seconds grace (NO PENALTY) You should time speech with stop watch on your phone - NOT the wall clock!! Ask the student how they would like you to give time signals.
- Should answer and analyze a question they received 30 minutes prior
- Speaking extemporaneously without notes or script
- They enter one speaker at a time. They may stay and watch after they are finished, but they do not have to.
- They should read the question to you before their speech and hand you the prompt (not hold in hand).



Extemporaneous Speaking

- Speech should:
 - Answer the question
 - Have solid organization that is easy to follow
 - Contain cited sources when needed for support
- Speaker should:
 - Communicate with the audience with eye contact, gestures, and vocal variety including pace, pitch, inflection, and energy
 - Use a floor pattern to separate sections of the speech
 - Demonstrate clear knowledge of the topic
- Judge should time speech, take notes and write feedback on the pulldown

Ballots for Extemporaneous Speaking

- Students work hard! They need specific feedback so they can improve
- Identify what the student did well:
 - "Great hook at the beginning of the speech!"
 - "Thank you for explaining the background. It gave me better understanding."
 - "Super job previewing the organizational pattern, it was very helpful"
 - "Nicely cited sources." "Great use of Tom Friedman to explain econ!"
 - "Great point on why this is important in the world today"
 - "Great vocal inflection. Your voice told me what was important!"
 - "Nice use of transitions between each point."

Ballots for Extemporaneous Speaking

- Identify what the student did not do well or that needs work:
 - "You asked the question but didn't really answer it in your analysis"
 - "Can you explain or give an example in your second point?"
 - "I am not following the logic of your argument. Needs to be better thought out."
 - "Do you need your hand gestures throughout? They are a little distracting. Be okay with leaving them at your side."
 - "Try to vary your tone (monotone). Try to entertain your audience."
 - "Vary your intensity, not everything has the same importance."

Impromptu Speaking - What is it?

- Students have 7 minutes to select, analyze, organize, and present a speech from start to finish.
- There is no perfect balance between prepping and speaking (2 minute prep/5 speak, 4/3, etc)
- Judge will be given Impromptu prompts to provide to students for their selection process.
- Student speaks extemporaneously without notes or script
- They enter one speaker at a time. They may stay and watch after they are finished, but they do not have to.
- They should read the prompt to you before their speech and hand you the prompt (not hold in hand).

Impromptu Speaking

- Speech should:
 - Address the prompt
 - Have solid organization that is easy to follow
- Speaker should:
 - Communicate with the audience with eye contact, gestures, and vocal variety including pace, pitch, inflection, and energy
 - Use a floor pattern to separate sections of the speech
 - Demonstrate clear knowledge of the topic
- Judge should time speech, take notes and write feedback on the pulldown
- See the section on Extemp Ballots for ideas of what to write on a ballot

After Dinner Speaking - What is it?

- ADS is an informative and entertaining memorized speech of 8 minutes with a 30 second grace period (no penalty). Primary purpose is to entertain.
- The speech should have serious undertones with a thesis and demonstrate clear organization.
- No notes or script may be used.
- No visual Aids are allowed
- Humor is very subjective. Please be open minded, but if you find something overtly offensive or inappropriate let them know in your comments... NOT by telling them they are BAD!
- Be sensitive to the fact that these are young people trying a NEW event!

Informative Speaking and Original Oratory

- Ten minute speech with 30 second grace (no penalty!!)
- OO should persuade the audience of something that is important to the speaker. Sometimes it is an issue or problem regarding the world or society in general. But the topic is totally up to the performer.
- Info should inform the audience of something that is important to the speaker. The topic can be anything! It is the presenter's job to make the topic interesting and fascinating to the audience. Presenter may (or not) use non-electronic visual aids to clarify, illustrate, and/or show the audience various aspects of the topic. Props are also allowed.

ADS, Informative Speaking and Original Oratory



- Speech should:
 - Be organized and easy to follow
 - Be relatable to the audience
 - Reference sources when needed for support (not rigidly cited)
- Speaker should:
 - Communicate with the audience with eye contact, gestures, and vocal variety including pace, pitch, inflection, and energy
 - Use a floor pattern to separate sections of the speech
 - Demonstrate clear knowledge of the topic

Ballots for ADS, Info and OO

- Identify what the student did well:
 - "I love the opening energy you bring to your topic!"
 - "This is fascinating! Thank you for voicing your concerns so persuasively!"
 - "Super job previewing the organizational pattern, it was very helpful"
 - "Great use of experts who support your thesis."
 - "Great point on why I should care!"
 - "Your solutions were clear and well thought out."
 - "Wonderful job tying back to your introduction at the end! Nice!"

Ballots for ADS, Info and OO

- Identify what the student did not do well or that needs work:
 - "I'm a little confused. You are at the two-minute point and I am not sure of your topic. Can you present thesis earlier?"
 - "Instead of connecting everything to suicide or crisis, are there different levels of consequences of the problem?"
 - "Can you explain why people act that way? Is the problem psychological or physical?"
 - "Hand gestures are important, but your seemed to get stuck just hanging up there like claws! Can you relax your hands? Keep them at your sides?"
 - Varying for tone and inflection would help polish the presentation."

Interpretation of Literature Events



- The purpose is to transport the audience into the world of the literature and reveal a greater truth! Entertainment with an artistic argument! Memorized with movement.
- Dramatic Interp (DI)
- Humorous Interp (HI)
- Duo Interp (DUO)
- Program of Oral Interp (POI)
- 10 Minute performances with 30 second grace (no penalty)

Interp Events

- Performance should:
 - Follow a clear story line. Story arc builds to a climax.
 - Be relatable to the audience
 - Have emotional appeal – good DI includes humor, good HI includes serious messages!
- Performer(s) should:
 - Use the tools of vocal variety (pitch, pace, etc), accents, sound effects, character voices, silence for effect
 - Use physicality and movement to maximize the message
 - Connect with the audience to transport them to the world of the literature

Extra Interp Observations - POI



- Program of Oral Interp (POI) – the performer uses a binder/script. It can be used as a prop. Movement and use of space are an important part of POI and should enhance the overall performance.
- POI – presents a variety of different types of literature – plays, poetry, song lyrics, film scripts, government documents... published work.

Ballots for Interp

- Identify what the performer did well:
 - "I love the opening moment! When you slowly turn to face us... wow!"
 - "Nice use of pantomime to establish your character is in the kitchen."
 - "Loved the quotation at the beginning of your introduction."
 - "This is a really important issue. Thank you for bringing it to our attention."
 - "Wow, great job keeping characters separate and easy to follow!"
 - "Use of sound effects was really cool! How do you do that?"
 - "Thank you for not screaming. Sometimes less is more."

Ballots for Interp

- Identify what the student did not do well or that needs work:
 - "I'm uncertain of the opening pantomime. What is your character doing?"
 - "You have a lot of characters. How might you make that more clear? Posture? Face? Gestures? "
 - "Your accent tends to fade in and out. Work on consistency."
 - "Nice moment at the climax, but you rushed right out of it. A moment of quiet might help audience to feel the moment."
 - "The story was confusing to me. I'm not sure how scenes connected."

What NOT to write on ANY ballot!

- Students work hard!
- They do not need criticism on things that may be out of their control...

Avoid the following:

- "You need to wear a suit!"
- Your voice is too shrill.
- "Your skirt is too tight" or "You should wear make-up"
- "I disagree. I work in banking and I know that is not true"
- "That is ridiculous. No one believes that" "That is stupid"
- "You're obviously cheating." (If you feel there has been a rule infraction, bring it to the tab room immediately! Say nothing to students or others.)


Important Reminders:

- Judge is the official time-keeper. please record speech times on their comments.
- After you have ranked and given points, be sure to hit the submit and/or save button.
- Double entered students should identify they are double entered Move the DE kids earlier in speaker order and allow them to leave, or admit late. Don't wait to start round! DE WR (will return) students are performing elsewhere.
- If you think there is a rule infraction, rank the round as if there were NO infractions. Then come to tabroom and let them know what you observed.

Before Submitting Speech Ballots

- Rankings: No ties
- Speaker points (rates): 90 - 100. 100= AWESOME! 90=Need considerable improvement.
- Avoid ties in speaker points if possible. But for sure, a weaker rank should not have higher speaker points than a stronger rank.
- You may go below 90 if the performance was offensive or extremely rude in some way. Be sure to justify your scores by explaining in your comments.
- You need to submit ballot with ranks and points ASAP, but we encourage you to continue writing detailed comments through the weekend!


Debate Events!




Congressional Debate



Lincoln Douglas
Debate



Public Forum Debate



World Schools Debate

Congressional Debate - Also called Student Congress

- Role Play Debate - competitors are playing the role of legislators in Washington D.C. Congress
- Speeches are 3 minutes long (with a 10-15 second grace) The presiding officer times all speeches and questioning periods
- Analysis should be well researched and sources provided
- Competitors will elect a presiding officer at the beginning of each session
- Speeches should be organized, with clear introductions, arguments, and clear positions on legislation. Speeches should not merely re-hash or repeat other arguments but should move debate forward.

Speechwire - You have a SC Ballot!

Electronic ballot

SFCFL 2 N-SC Rd. 2 Sect. A

Sat. Nov. 6 at 11:00 AM

Judge: Suzanne Wolfson

[Open NSDA Campus room](#)

Speaking order:

- 1: T26
- 2: T20
- 3: T40
- 4: J10
- 5: T31
- 6: J6
- 7: U2
- 8: J11
- 9: U6
- 10: J9
- 11: Q18
- 12: T22
- 13: T24
- 14: T33
- 15: T25
- 16: T28

Open the
online
classroom!

[Click here to start the round](#)

Please carefully review the following statement on implicit bias from the National Speech and Debate Association.

"We are all influenced by implicit bias, or the stereotypes that unconsciously affect our decisions. When judging, our implicit biases negatively impact traditionally marginalized and disenfranchised students. Before writing comments or making a decision, please take a moment to reflect on any biases that may impact your decision making."

Please remember that the video quality of a student's performance or speech may be impacted by lighting, internet, access to equipment, and other family members' presence in the home. To ensure a more equitable experience for our participants, please be sure your decision-making process and comments are related only to the content and quality of the presentation or speech itself."

Please click the link above when the round begins so that the management of this tournament knows that you have started the round.

[Return to home page](#)

Hit Start the Round.
Then Open the
classroom.

Congressional Debate

- Kids work hard! They need comments that will encourage them to do their best and to improve! Write comments for each speech.
 - Do give specific examples: Great introduction, the power of your voice was perfect.
 - Good attention getter, but you forgot to tell us your thesis. What is the point of this speech?
 - You did a great job with research, but a speech might do more than just list statistics... what do the statistics mean?
 - Good job identifying the weaknesses in other speakers' arguments.

Congressional Debate Scoring

Judge Duties: Please take note of the differences in scoring congress from speech or other formats of debate!

- Judge listens and takes notes on the debate, scoring each speech that is presented.
- Each speech is scored by the judge. Please use a range of 3 -6 points. 3 = poor; 6=great! Judge also scores the presiding officer (per hour) for their job in keeping the debate running efficiently and effectively.
- Judge will write comments for each speech and for the presiding officer.
- After the entire session is over (should be around 2 hours, rank the competitors 1st place, 2nd place and so on. DO include the presiding officer in your rankings if they did a great job!

Submit your Congress Ballots

SUCCESS!
Congress speech comments saved.

FCFL 2 N-SC Rd. 2 Sect. A
Start Date: Nov. 6 at 11:00 AM
Judge: [REDACTED]

[Open NSDA Campus room](#)

When a student begins a speech, click 'Add a speech' on their row to create a speech, score it, and make comments about it.

Please carefully review the following statement on implicit bias from the National Speech and Debate Association.

We are all influenced by implicit bias, or the stereotypes that unconsciously affect our decisions. When judging, our implicit biases negatively impact traditionally held beliefs and reflect on any biases that may impact your decision making.

Please remember that the video quality of a student's performance or speech may be impacted by lighting, internet, access to equipment, and other family member involvement in the judging process and comments are related only to the content and quality of the presentation or speech itself.

[Return to home page](#)

Competitor	Speeches	Add a speech	Rank
T26 [REDACTED]	Speech 1: 5	Add a speech	6
T20 [REDACTED]	Speech 1: 6	Add a speech	1
T40 [REDACTED]	Speech 1: 4	Add a speech	9
J10 [REDACTED]	Speech 1: 4	Add a speech	9
T31 [REDACTED]	Speech 1: 6	Add a speech	2
J6 [REDACTED]	Speech 1: 6	Add a speech	4
U2 [REDACTED]	Add a speech	Add a speech	9
J11 [REDACTED]	Speech 1: 6	Add a speech	5
U6 [REDACTED]	Speech 1: 4	Add a speech	9
J9 [REDACTED]	Speech 1: 5	Add a speech	9
Q18 [REDACTED]	Add a speech	Add a speech	9
T22 [REDACTED]	Speech 1: 6	Add a speech	9
T24 [REDACTED]	Speech 1: 6	Add a speech	3
T33 [REDACTED]	Speech 1: 5	Add a speech	8
T25 [REDACTED]	Speech 1: 5	Add a speech	7
T28 [REDACTED]	Add a speech	Add a speech	9

Rank 1-8 - 1st place, 2nd place etc.

Speechpoints 6 - Awesome, 3 - Needs Improvement

- Each speech should have a score.
- 6 = Awesome!
- 3 = Needs improvement...
- Students are ranked 1-8 for the top 8, all others are ranked 9
- Please include your Presiding Officer (PO) in your ranking choices.
- Submit Ballot

Lincoln Douglas Debate

- One on one debate, debating a resolution provided by the national office.
- Affirmative speaker goes first and presents a 6 minute speech establishing why the resolution is a true statement.
- Negative speaker questions for 3 minutes and then presents a 7 minute speech attacking the affirmative and presenting a negative position.
- Affirmative speaker questions the negative speaker for 3 minutes.
- Aff then presents a 4 minute rebuttal.
- Neg presents a 6 minute rejoinder
- Aff presents a 3 minute final rebuttal
- Each side has 4 minutes preparation time.

Lincoln Douglas Debate

Judge Duties:

- Judge listens and takes notes during the debate
- Each debater is scored by the judge at the end of the debate and a winner is chosen by the judge based on the debater that did the best job arguing their position.
- Judge should write a thorough explanation of the reason for their decision.
- Judge will write comments for debater so that the debater can improve for the future.
- Speaker points should be determined using a scale of 27-30. Decimals are permitted. 30 = awesome, 27 = not so much. You may go below if a speaker was extremely rude or inappropriate.

Public Forum Debate

- Two on Two debate debating a resolution provided by the national office.
- 1st speaker goes first and presents a 4 minute Constructive speech establishing arguments for their side of the resolution.
- 1st speaker on the other side presents a 4 minute Constructive speech establishing arguments for their side of the resolution.
- The two 1st speakers question each other back and forth for 3 minutes.
- The next two speakers (Rebuttalists) refute the other side's arguments 4 minutes each, followed by 3 minute crossfire.
- Next, each 1st speaker provides a Summary of the debate - 3 minutes.
- Grand Cross Fire (3 minutes) with all participants questioning, responding and persuading all should be seated
- The two Rebuttalists each have a 2 minute final focus to persuade the judge as to what is the most important thing to weigh in the debate.
- Each side has 3 minutes of preparation time.

Public Forum Debate

Judge Duties:

- Judge listens and takes notes during the debate (camera on, mic off)
- Each team is scored by the judge at the end of the debate and a winner is chosen by the judge based on the team that did the best job arguing their position.
- Judge should write a thorough explanation of the reason for their decision.
- Judge will write comments for the teams so that the teams can improve for the future.
- Speaker points should be determined using a scale of 27-30. Decimals are permitted. 30 = awesome, 27 = not so much. You may go below if a speaker was extremely rude or inappropriate.

Before Submitting Debate Ballots

- There can be only one winner.
- Speaker points (rates): 30 - 27. 30=WOW! 27=Lots of room for improvement. You may use decimal points to identify increments of goodness :-).
- You may go below 27 if the team was offensive or extremely rude in some way. Be sure to justify your scores by explaining in your comments.
- You need to submit ballot with points ASAP, but we encourage you to continue writing detailed comments through the weekend!
- If you think there has been a rules violation, DO Not talk to the students or others. Bring it to the tabroom after the round is over.

PF Ballot Comments and RFD (reason for decision)

Judge: F3 XXXXX

School X ABCD (Aff/Pro) vs. School Y EFGH (Neg/Con) // ABCD Points: 27 // EFGH Points: 28 // Winning debater(s):

School Y EFGH

Comments for ABCD

Great work both of you, just a few pointers.

weighing arguments usually means comparing impacts side by side and then explaining to the judge why yours matter more.

The United States doesn't exist entirely on its own in the world, the things it does have global consequences, and the same is true of any other country. Thus, it is strategic and expected to consider impacts on people in places outside of the United States, such as Afghanistan.

Make sure you explain HOW you get to your impact of stopping cyber crime. Show the judge how imposing regulations gets us into a world with less fraud.

Comments for EFGH

Great work! Just a few pointers. Make sure you explain WHY regulations are relevant in your first contention. As it is now, you only discuss migrant remittances and don't clearly connect it to the resolution.

(BTW the US dollar is not on the gold standard.)

Reason for Decision

I vote neg on remittances.

World Schools Debate - the format

- 2 teams: Government/Proposition and Opposition
- 3-5 members in a team, but only 3 members can speak for each debate round; the other two may not participate nor communicate with the three speakers once the debate starts
- 3 substantive speeches (8 minutes each) and 1 reply speech (4 minutes each) per team; reply speeches can only be delivered by either of the first 2 speakers of each team
- Speakers speak in alternating order starting with the Proposition, except for the reply speeches, which is first delivered by Opposition
- Between the 1st and 7th minute of substantive speeches, members of the other side can offer Points of Information (which last for a max of 15 seconds). No POIs can be offered during the Reply speeches
- No communication with the coach or other teams is allowed during the preparation for impromptu rounds and during the actual debates
- No low-point wins... Not even draws! 😊 The winning team must also have the highest sum of speaker points.

WSD - Differences with other formats

Communication on the bench: students are allowed and even expected to communicate with each other during other speeches as **there is no allotted prep time**. This is not seen as disrespectful unless the whispers become too loud and distract the speaker. Speakers on the bench may move to sit together while the other member of their team goes to center of the room to speak.

Use of devices: computers and/or other electronic devices should **NOT** be used at any point in the delivery of speeches for either prepared or impromptu debates. Cell phones may be used for timing only. Impromptu motion preparation may only utilize a published English language dictionary or a published bilingual dictionary and a published single-volume encyclopedia or almanac per team. **No digital resources are permitted.**

World Schools Debate - Team Roles - definitions

- Definitions: The 1st Speaker of the Proposition team defines the motion. WHAT IS A GOOD DEFINITION:
 - 1) Definitions should be a) reasonable, b) obvious (understandable, expected and accepted by an average voter / intelligent person), c) fair (allow "normal" / quality debate)
 - 2) Time and Place setting are not allowed - definitions and Interpretations should be as general or as specific as the motion.
 - 3) "Squirreling" is not allowed and is considered strategically bad.
- the 1st Speaker of the Opposition team accepts or rejects the definition. WHAT CAN OPPOSITION DO IF THEY DISAGREE WITH THE DEFINITION
 - 1) accept it
 - 2) broaden it
 - 3) challenge it
 - 4) run an "even if" case

WSD - Communication Style

Communication style: speeches are persuasive in nature and delivered at conversational speed. There should be no "spreading" in this format. Students are encouraged to use notecards or bullet points for delivery rather than reading directly from text. Eye contact, facial expressions, and gestures are all part of persuasive delivery. If you think of Oratory or Extemp speed and style, you will have a sense of what you are looking for in a WS speech. This does NOT mean that signposting arguments or noting where the speaker is attacking opponent arguments is precluded; it DOES mean that the average person in the back of the room should be able to keep up with what is being advocated and argued. World Schools is very flexible in allowing competitors to be who they are in round (whether that means being sassy, having strong rhetoric, or using humor) if the discourse is courteous.

WSD - Arguments and Evidence

There should be a focus on proving the motion and clashing “big ideas.” Arguments are derived from logic, rather than through a focus on carded evidence. Students are **not** expected to cite their evidence (name, publication, date, etc.) and should not be penalized in any way for not doing so. In general, arguments are supported by warrants (analysis and logic) and examples (used from across the globe). Students are expected to be able to provide examples from outside the United States to support their arguments unless the motion is country-specific. There are no “cards” that are read. Evidence cannot be “called for” or looked at during or after the round. As in all forms of debate, the example should not BE the point, rather, it is an illustration OF the point. New content is expected to be presented in both constructive speeches (delivered by the 1st and 2nd speakers). The 3rd speaker is allowed to have new warrants and to make extensions but is generally not offering new substantive arguments. Replies should not have any new content (unless the Prop Reply is replying to new material in the Opp 3) as they should be crystallizing the debate. Debates aren’t won solely based on what’s on the “flow”—often in American debates people think if an argument is conceded it is automatically true, but a lot of judges in the WS format won’t vote on arguments they think are poorly explained/justified or wildly implausible even if the other team doesn’t explicitly respond to them.

WSD - POI instead of cross examination or crossfire

- The norm for Points of Information is that a speaker will take two. Taking less is seen as not engaging with the other team. Taking more can be viewed as strategically weak as it cedes too much time to the other team.
- POIs may be questions OR statements and should be limited to 15 seconds in length. They should NOT be offered in two parts nor are follow up questions (as might appear in direct questioning in Congress) generally accepted.
- Other team members should avoid interrupting the speaker with more POIs while that individual is attempting to answer.
- POIs may be offered at approximately 20 second intervals. Interrupting more frequently is viewed as "barracking" (harassing) the speaker. POIs only occur in the first three speeches on each side; there are no POIs in the reply speeches. Additionally, the first and last minute of each eight-minute speech is considered protected time where POIs cannot be asked.

WSD - Special Judging Formula

The WS judging rubric: allocates 40% for content (“the matter”), 40% for style (“how the matter is presented”) and 20% for strategy (“how the matter is utilized”). The team with the higher total points wins the rounds. There are no tied team points, nor low point wins based on team points.

Final Reminders for Debate Judges

- Do take notes.
- All of us have various thoughts and ideas about the topics. Please do not allow your personal opinions to get in the way of the debate. Students should be debating each other, not the judge's bias.
- Do not penalize kids for things over which they have no control.
- Comments should be about arguments, analysis, refutation, weighing, skills in persuasion, confidence, etc.
- Comments should NOT be about appearance, pitch level of voice, shoes, hair, gender, etc.

Thank You!!

