

**Crabtree Classic**  
**Domestic Extemporaneous Speaking**

Code	Team	Competitor(s)	Prelims		Rank total	Recips	Prelim result
			1	2			
10A	Lees Summit High School	Meah Wilburn	2	3	5	0.83	<b>16</b>
10B	Lees Summit High School	Olivia Pittard	2	2	4	1.00	<b>11</b>
10C	Lees Summit High School	Kyle Cumberland	4	6	10	0.42	<b>40</b>
10D	Lees Summit High School	Jaylen Reed	5	4	9	0.45	<b>36</b>
10E	Lees Summit High School	Lauren Kroh	4	5	9	0.45	<b>36</b>
11A	Liberty HS	Natalie Schaller	1	1	2	2.00	<b>1</b>
11B	Liberty HS	Summer Olson	1	1	2	2.00	<b>1</b>
11D	Liberty HS	Andrew Egbert	3	5	8	0.53	<b>32</b>
11E	Liberty HS	Grace Johannes	4	1	5	1.25	<b>13</b>
11F	Liberty HS	TJ Cowger	6	6	12	0.33	<b>50</b>
11G	Liberty HS	Lauren Cochran	5	5	10	0.40	<b>43</b>
11H	Liberty HS	Evan Nelson	4	5	9	0.45	<b>36</b>
11I	Liberty HS	Joanie Bell	5	6	11	0.37	<b>46</b>
12A	Liberty North	Mac Newton	1	1	2	2.00	<b>1</b>
12B	Liberty North	Camie Smith	1	2	3	1.50	<b>6</b>
12C	Liberty North	Elizabeth Potterf	3	1	4	1.33	<b>8</b>
12D	Liberty North	nick smith	2	3	5	0.83	<b>16</b>
12E	Liberty North	Maddi Van Dyne	1	1	2	2.00	<b>1</b>
12F	Liberty North	Todd Rogers	3	2	5	0.83	<b>16</b>
15A	Nixa High School		2	4	6	0.75	<b>23</b>
15B	Nixa High School		5	2	7	0.70	<b>27</b>
15C	Nixa High School		6	4	10	0.42	<b>40</b>
15D	Nixa High School		5	4	9	0.45	<b>36</b>
15E	Nixa High School		2	2	4	1.00	<b>11</b>
16A	North Kansas City High School	Sara Ragsdale	3	6	9	0.50	<b>35</b>
23A	Springfield Central	Jeff Su	3	1	4	1.33	<b>8</b>
23B	Springfield Central	Ben Zimmerman	1	3	4	1.33	<b>8</b>
23C	Springfield Central	Adeesh Parvarthaneni	1	1	2	2.00	<b>1</b>
23D	Springfield Central	Gerardo Prieto	5	5	10	0.40	<b>43</b>
23E	Springfield Central	Nathan Pulis	4	3	7	0.58	<b>29</b>
23F	Springfield Central		6	6	12	0.33	<b>50</b>
23G	Springfield Central		6	5	11	0.37	<b>46</b>
23H	Springfield Central		6	5	11	0.37	<b>46</b>
23I	Springfield Central		5	6	11	0.37	<b>46</b>
24A	Summit Christian academy	Connor Healy	5	3	8	0.53	<b>32</b>
24B	Summit Christian academy	Corbin Healy	3	2	5	0.83	<b>16</b>
25A	Truman	Derek Alexander Allgood	2	5	7	0.70	<b>27</b>
2A	Blue Springs High School	Pascasie Redhage	5	5	10	0.40	<b>43</b>
2B	Blue Springs High School	Jade Scherer	4	2	6	0.75	<b>23</b>
3A	Blue Springs South	Cooper Giles	2	3	5	0.83	<b>16</b>
3B	Blue Springs South	Camron Haas	2	3	5	0.83	<b>16</b>
3C	Blue Springs South	Tavarus Pennington	3	4	7	0.58	<b>29</b>
3D	Blue Springs South	Hunter Blachford	4	2	6	0.75	<b>23</b>
4A	Carthage High School	Jessica Thomas	1	2	3	1.50	<b>6</b>
4B	Carthage High School	Ian Crowder	3	3	6	0.67	<b>26</b>
4C	Carthage High School	Jose Castaneda	4	1	5	1.25	<b>13</b>
4D	Carthage High School	Adam Theis	4	4	8	0.50	<b>34</b>
8A	Jefferson City	Michael Manda	1	4	5	1.25	<b>13</b>
8B	Jefferson City	Michael Waggoner	3	4	7	0.58	<b>29</b>
8C	Jefferson City	Tanner Henley	2	3	5	0.83	<b>16</b>
8D	Jefferson City	Dylan Perserum	6	4	10	0.42	<b>40</b>

**Crabtree Classic**  
**Dramatic Interpretation**

Code	Team	Competitor(s)	Prelims		Rank total	Recips	Prelim result
			1	2			
11A	Liberty HS	Grace Cotton	4	5	9	0.45	<b>43</b>
11B	Liberty HS	Trevor Harr	3	3	6	0.67	<b>24</b>
11C	Liberty HS	Heather Shipley	5	5	10	0.40	<b>53</b>
11D	Liberty HS	Weston Brown	3	1	4	1.33	<b>11</b>
11E	Liberty HS	Christian Petersen	1	5	6	1.20	<b>20</b>
11F	Liberty HS	Nathan Moon	2	3	5	0.83	<b>16</b>
11G	Liberty HS	Dylan Johnson	4	3	7	0.58	<b>29</b>
12A	Liberty North	noah graham	1	1	2	2.00	<b>1</b>
12B	Liberty North	Michael Chapman	2	6	8	0.67	<b>31</b>
12C	Liberty North	Clarissa Ienger	3	1	4	1.33	<b>11</b>
12D	Liberty North	Courtney Carr	1	4	5	1.25	<b>15</b>
12E	Liberty North	Nate Meshau	2	3	5	0.83	<b>16</b>
12F	Liberty North	Anna Hilterbrand	6	6	12	0.33	<b>56</b>
12G	Liberty North	morgan neal	6	2	8	0.67	<b>31</b>
12H	Liberty North	Garrett Williams	3	1	4	1.33	<b>11</b>
15A	Nixa High School		5	4	9	0.45	<b>43</b>
16A	North Kansas City High School	Kevin Nguyen	2	1	3	1.50	<b>5</b>
16B	North Kansas City High School	Caleb Dewitt	1	1	2	2.00	<b>1</b>
16C	North Kansas City High School	Sequana Davis	2	3	5	0.83	<b>16</b>
18A	Oak Grove High School	Juliann Becker	5	2	7	0.70	<b>27</b>
18B	Oak Grove High School	Sierra Bird	3	5	8	0.53	<b>34</b>
18C	Oak Grove High School	Kasidi M Mericle	3	5	8	0.53	<b>34</b>
18D	Oak Grove High School	Rhiannon Hopkins	4	5	9	0.45	<b>43</b>
18E	Oak Grove High School	Benjamin Barnett	5	4	9	0.45	<b>43</b>
19A	Park Hill South Debate	Sydney Boutz	4	5	9	0.45	<b>43</b>
21A	Pleasant Hill High School	Mackenzie Beaman	1	2	3	1.50	<b>5</b>
22A	Savannah	Haley Kernes	5	3	8	0.53	<b>34</b>
23A	Springfield Central	August McGrail	2	1	3	1.50	<b>5</b>
23B	Springfield Central	Reagan Wiles	2	1	3	1.50	<b>5</b>
23C	Springfield Central	Imber Johnson	1	6	7	1.17	<b>26</b>
23D	Springfield Central	Trinity Reece	5	2	7	0.70	<b>27</b>
23E	Springfield Central	Lauren Lander	4	2	6	0.75	<b>21</b>
23F	Springfield Central	Caleb Conaway	5	6	11	0.37	<b>55</b>
25A	Truman	Jaggard Lee Williams	1	1	2	2.00	<b>1</b>
25B	Truman	Lorinda Ann Ruz	2	3	5	0.83	<b>16</b>
25C	Truman	Jenna Kelly	6	3	9	0.50	<b>40</b>
2A	Blue Springs High School	Will Judge	5	4	9	0.45	<b>43</b>
2B	Blue Springs High School	Courtney Callahan	4	5	9	0.45	<b>43</b>
2C	Blue Springs High School	Hadia Malik	4	2	6	0.75	<b>21</b>
2D	Blue Springs High School	Ashley Reed	1	2	3	1.50	<b>5</b>
2E	Blue Springs High School	Soffia Hernandez	2	2	4	1.00	<b>14</b>
2F	Blue Springs High School	Jack Dolan	4	6	10	0.42	<b>51</b>
3A	Blue Springs South	Aubrey Pycior	3	3	6	0.67	<b>24</b>
3B	Blue Springs South	Claudia Chambers	4	4	8	0.50	<b>38</b>
3C	Blue Springs South	Hatty Monroe	5	4	9	0.45	<b>43</b>
3D	Blue Springs South	Keirston Gochee	5	5	10	0.40	<b>53</b>
3E	Blue Springs South	Jordan Haas	3	6	9	0.50	<b>40</b>
4A	Carthage High School	Maquelle Huntley	1	1	2	2.00	<b>1</b>
4B	Carthage High School	Annie Collier	3	4	7	0.58	<b>29</b>
5A	Fort Osage	Jessica Tribble	3	5	8	0.53	<b>34</b>
5B	Fort Osage	James Berg	4	4	8	0.50	<b>38</b>
5C	Fort Osage	Gabrielle Vaoifi	2	4	6	0.75	<b>21</b>
7A	Independence--Van Horn High School	Philomena Williams	1	2	3	1.50	<b>5</b>
7B	Independence--Van Horn High School	Joselyn Anzaldo	6	3	9	0.50	<b>40</b>
8A	Jefferson City	Ifeoma Anunoby	6	4	10	0.42	<b>51</b>
8B	Jefferson City	Spenser Bartholomew	6	2	8	0.67	<b>31</b>



**Crabtree Classic**  
**Duo Interpretation**

Code	Team	Competitor(s)	Prelims		Rank total	Recips	Prelim result
			1	2			
11A	Liberty HS	Corben Phillips and Logan Reiter	1	3	4	1.33	<b>4</b>
11B	Liberty HS	Alexis Yeager and Christian Petersen	2	4	6	0.75	<b>17</b>
11C	Liberty HS	Delaney Tarpley and Katherine Vlamis	2	1	3	1.50	<b>3</b>
11D	Liberty HS	Molly Day and Weston Brown	3	2	5	0.83	<b>13</b>
12A	Liberty North	noah graham and Courtney Carr	3	2	5	0.83	<b>13</b>
12B	Liberty North	colt duncan and Jamal Gregory	2	2	4	1.00	<b>7</b>
12C	Liberty North	Nate Meshau and Clarissa lenger	2	2	4	1.00	<b>7</b>
12D	Liberty North	morgan neal and Analise Pinedo	3	3	6	0.67	<b>19</b>
12E	Liberty North	Kelsey Williams and Savannah Hinton	4	2	6	0.75	<b>17</b>
16A	North Kansas City High School	Caleb Dewitt and Kevin Nguyen	1	5	6	1.20	<b>16</b>
17A	Northland Christian Blazers	Elizabeth Jasinski and Naomi Lewis	5	4	9	0.45	<b>25</b>
17B	Northland Christian Blazers		5	5	10	0.40	<b>30</b>
18A	Oak Grove High School	Timmy DeFoor and Savannah Purkey	1	4	5	1.25	<b>10</b>
18C	Oak Grove High School	Aaron Valentine and Gigi Cole	4	5	9	0.45	<b>25</b>
22A	Savannah	Katrin Hunter and Allisen Hunter	5	3	8	0.53	<b>20</b>
22B	Savannah	Elizabeth Palmer and Dylan Wiebe	3	6	9	0.50	<b>23</b>
23A	Springfield Central	August McGrail and Reagan Wiles	1	1	2	2.00	<b>1</b>
23B	Springfield Central	Kaylea Bryan and Lauren Lander	3	1	4	1.33	<b>4</b>
23C	Springfield Central		5	4	9	0.45	<b>25</b>
23D	Springfield Central		5	5	10	0.40	<b>30</b>
23E	Springfield Central		5	5	10	0.40	<b>30</b>
25A	Truman	Jaggard Lee Williams and Derek Alexander Allgood	1	1	2	2.00	<b>1</b>
25B	Truman	Amaya Jimenez and Nick Guppy	6	3	9	0.50	<b>23</b>
2A	Blue Springs High School	Kaity Johnson and Noah Hinton	3	1	4	1.33	<b>4</b>
3A	Blue Springs South	Aubrey Pycior and Henry Leith	2	3	5	0.83	<b>13</b>
3B	Blue Springs South	Emma Cunningham and Camron Metcalf	4	1	5	1.25	<b>10</b>
3C	Blue Springs South	Alisyn Tharp and Margot Reed	2	2	4	1.00	<b>7</b>
3D	Blue Springs South	Abby Schmedding and Andrew Baerg	4	5	9	0.45	<b>25</b>
3E	Blue Springs South	Greyson Schaefer and Xander McCourt	1	4	5	1.25	<b>10</b>
3F	Blue Springs South	Mitchell White and Miller Via	5	3	8	0.53	<b>20</b>
8A	Jefferson City	Catherine Blotevogel and Will Henrickson	4	4	8	0.50	<b>22</b>
8B	Jefferson City	Catherine Gandhi and Elizabeth Vasko	4	6	10	0.42	<b>29</b>

**Crabtree Classic**  
**Foreign Extemporaneous**

Code	Team	Competitor(s)	Prelims		Rank total	Recips	Prelim result
			1	2			
10A	Lees Summit High School	Truman Runyan	3	2	5	0.83	<b>16</b>
10B	Lees Summit High School	Jada VanDuyne	5	3	8	0.53	<b>29</b>
10C	Lees Summit High School	Seth Garrett	6	4	10	0.42	<b>39</b>
11A	Liberty HS	Addison Henson	2	5	7	0.70	<b>21</b>
11B	Liberty HS	Miles Allain	1	2	3	1.50	<b>2</b>
11C	Liberty HS	Emma Kenney	5	2	7	0.70	<b>21</b>
11D	Liberty HS	Jacklyn Drewry	4	1	5	1.25	<b>13</b>
11E	Liberty HS	Connor Wilcox	2	1	3	1.50	<b>2</b>
11F	Liberty HS	James Hirsch	5	2	7	0.70	<b>21</b>
11G	Liberty HS	Jeff Lea	3	5	8	0.53	<b>29</b>
11H	Liberty HS	Jake Hill	6	5	11	0.37	<b>42</b>
11I	Liberty HS	Braden King	5	5	10	0.40	<b>41</b>
12A	Liberty North	Zach Klein	4	4	8	0.50	<b>32</b>
12B	Liberty North	Sadik Mohammed	1	2	3	1.50	<b>2</b>
12C	Liberty North	Brady Graves	2	4	6	0.75	<b>18</b>
12D	Liberty North	Connor Thompson	4	6	10	0.42	<b>39</b>
12E	Liberty North	Clayton Brashears	5	4	9	0.45	<b>36</b>
12F	Liberty North	Parker Kirtley	5	3	8	0.53	<b>29</b>
12G	Liberty North	Cory Busch	2	2	4	1.00	<b>12</b>
12H	Liberty North	Harrison Frawley	6	5	11	0.37	<b>42</b>
15A	Nixa High School		1	1	2	2.00	<b>1</b>
15B	Nixa High School		1	4	5	1.25	<b>13</b>
19A	Park Hill South Debate	Jonathan Amthor	4	3	7	0.58	<b>26</b>
19B	Park Hill South Debate	Thomas Kindle	3	6	9	0.50	<b>34</b>
20A	Platte County High School	John Klingele	2	1	3	1.50	<b>2</b>
20B	Platte County High School	Christian Torchia	4	3	7	0.58	<b>26</b>
21A	Pleasant Hill High School	Fernanda Sierra	1	3	4	1.33	<b>9</b>
23A	Springfield Central	Ben Moore	1	4	5	1.25	<b>13</b>
23B	Springfield Central	Izzy Lai	1	3	4	1.33	<b>9</b>
23C	Springfield Central	josh glor	2	1	3	1.50	<b>2</b>
23D	Springfield Central	Josh Taylor	3	6	9	0.50	<b>34</b>
23E	Springfield Central	Bao Ha	4	5	9	0.45	<b>36</b>
23F	Springfield Central	Parker Bailey	4	4	8	0.50	<b>32</b>
23G	Springfield Central	Ankit Jain	2	5	7	0.70	<b>21</b>
23H	Springfield Central	Michael Lee	3	1	4	1.33	<b>9</b>
25A	Truman	Lorinda Ann Ruz	1	2	3	1.50	<b>2</b>
2A	Blue Springs High School	Caleb Shull	2	1	3	1.50	<b>2</b>
2B	Blue Springs High School	Laura Verbrugge	6	7	13	0.31	<b>44</b>
3A	Blue Springs South	Alex Van Dyke	5	1	6	1.20	<b>17</b>
3B	Blue Springs South	Kaden Zimmerman	4	5	9	0.45	<b>36</b>
8A	Jefferson City	Lucy Liao	5	2	7	0.70	<b>21</b>
8B	Jefferson City	Amr Ahmed	3	3	6	0.67	<b>19</b>
8C	Jefferson City	Lawton Linsenbardt	3	3	6	0.67	<b>19</b>
8D	Jefferson City	Austin Tucker	3	4	7	0.58	<b>26</b>

**Crabtree Classic**  
**Humorous Interpretation**

Code	Team	Competitor(s)	Prelims		Rank total	Recips	Prelim result
			1	2			
10A	Lees Summit High School	Seth Garrett	2	3	5	0.83	<b>12</b>
11A	Liberty HS	Amos Mwaura	4	4	8	0.50	<b>32</b>
11B	Liberty HS	Alana Pendergraft	1	1	2	2.00	<b>1</b>
11C	Liberty HS	Joe Galetti	2	5	7	0.70	<b>24</b>
11D	Liberty HS	Dylan Johnson	4	4	8	0.50	<b>32</b>
11E	Liberty HS	Logan Reiter	3	2	5	0.83	<b>12</b>
11F	Liberty HS	Nathan Moon	4	3	7	0.58	<b>28</b>
11G	Liberty HS	Emma Davis	6	1	7	1.17	<b>22</b>
12A	Liberty North	Garrett Williams	4	1	5	1.25	<b>10</b>
12B	Liberty North	Haley Austin	2	3	5	0.83	<b>12</b>
12C	Liberty North	colt duncan	1	4	5	1.25	<b>10</b>
15A	Nixa High School		1	3	4	1.33	<b>6</b>
15B	Nixa High School		2	3	5	0.83	<b>12</b>
15C	Nixa High School		4	5	9	0.45	<b>36</b>
15D	Nixa High School		2	5	7	0.70	<b>24</b>
15E	Nixa High School		1	3	4	1.33	<b>6</b>
16A	North Kansas City High School	Alex Randles	5	5	10	0.40	<b>42</b>
16B	North Kansas City High School	Assata Starks	6	4	10	0.42	<b>40</b>
21A	Pleasant Hill High School	Bayne McCall	4	2	6	0.75	<b>19</b>
23A	Springfield Central	Andrew Lee	3	1	4	1.33	<b>6</b>
23B	Springfield Central	Jenna Kohls	5	3	8	0.53	<b>29</b>
23C	Springfield Central	J T Truitt	6	6	12	0.33	<b>44</b>
23D	Springfield Central	Parker Bailey	6	4	10	0.42	<b>40</b>
25A	Truman	Kayla Gerlt	2	1	3	1.50	<b>3</b>
25B	Truman	Alexis Lee	5	4	9	0.45	<b>36</b>
2A	Blue Springs High School	Katie Williams	4	2	6	0.75	<b>19</b>
2B	Blue Springs High School	Katie Johnson	3	6	9	0.50	<b>34</b>
2C	Blue Springs High School	Jack Dolan	1	5	6	1.20	<b>18</b>
2D	Blue Springs High School	Trent Higgins	3	5	8	0.53	<b>29</b>
3A	Blue Springs South	Liberty Smith	1	2	3	1.50	<b>3</b>
3B	Blue Springs South	Gage Macias	5	4	9	0.45	<b>36</b>
3C	Blue Springs South	Sammie Baldus	5	2	7	0.70	<b>24</b>
3D	Blue Springs South	Taylor Scott	3	1	4	1.33	<b>6</b>
4A	Carthage High School	Eli Paden	2	1	3	1.50	<b>3</b>
5A	Fort Osage	Cole Lammert	3	2	5	0.83	<b>12</b>
5B	Fort Osage	Jeremy Behler	5	2	7	0.70	<b>24</b>
5C	Fort Osage	Jenniece Boone	1	6	7	1.17	<b>22</b>
5D	Fort Osage	Michael Miller, Jr.	5	4	9	0.45	<b>36</b>
7A	Independence--Van Horn High School	Kalista Harbour	5	5	10	0.40	<b>42</b>
8A	Jefferson City	Will Henrickson	4	2	6	0.75	<b>19</b>
8B	Jefferson City	Ember Wright	1	1	2	2.00	<b>1</b>
8C	Jefferson City	Katie Liu	3	5	8	0.53	<b>29</b>
8D	Jefferson City	Malachi Saint	2	3	5	0.83	<b>12</b>
8E	Jefferson City	EC Powers	6	6	12	0.33	<b>44</b>
8F	Jefferson City	Princess Garner	3	6	9	0.50	<b>34</b>
9A	Lafayette HS St. Joseph	Aleigha Hammett		6	6	0.17	<b>46</b>

## Crabtree Classic Inform

Code	Team	Competitor(s)	Prelims		Rank total	Recips	Prelim result
			1	2			
10A	Lees Summit High School	Meah Wilburn	2	2	4	1.00	<b>7</b>
11A	Liberty HS	Maddie McGregor	3	3	6	0.67	<b>12</b>
11B	Liberty HS	Mariah Shipley	1	1	2	2.00	<b>1</b>
11C	Liberty HS	Olivia Newell	5	2	7	0.70	<b>14</b>
11D	Liberty HS	Jonathan Edens	6	4	10	0.42	<b>22</b>
11E	Liberty HS	Olivia McCann	3	4	7	0.58	<b>17</b>
11F	Liberty HS	Brennan Kirby	5	5	10	0.40	<b>25</b>
12A	Liberty North	Jordan Jackson	4	1	5	1.25	<b>9</b>
12B	Liberty North	Carman Stephenson	2	5	7	0.70	<b>14</b>
12C	Liberty North	Abby Keller	1	3	4	1.33	<b>5</b>
14A	Maryville High School	Hannah Townsend	5	4	9	0.45	<b>20</b>
22A	Savannah	Braden Hyman	5	5	10	0.40	<b>25</b>
23A	Springfield Central	Joseph Cummings	4	6	10	0.42	<b>22</b>
23B	Springfield Central	Katie Lu	2	2	4	1.00	<b>7</b>
23C	Springfield Central	Allyson Ly	2	5	7	0.70	<b>14</b>
23D	Springfield Central	Andrew Lee	1	2	3	1.50	<b>3</b>
23E	Springfield Central	Jesse Hamilton	2	1	3	1.50	<b>3</b>
25A	Truman	Elijah Carlos Rojas	3	1	4	1.33	<b>5</b>
25B	Truman	Pierce Cromley	6	6	12	0.33	<b>28</b>
2A	Blue Springs High School	Isaiah Kirk	6	5	11	0.37	<b>27</b>
3A	Blue Springs South	Ian Cuthbert	1	4	5	1.25	<b>9</b>
3B	Blue Springs South	John Janish	3	2	5	0.83	<b>11</b>
4A	Carthage High School	Adam Theis	4	6	10	0.42	<b>22</b>
4B	Carthage High School	Ian Crowder	3	3	6	0.67	<b>12</b>
8A	Jefferson City	Kelsey Bartlett	1	1	2	2.00	<b>1</b>
8B	Jefferson City	Katie Liu	4	3	7	0.58	<b>17</b>
8C	Jefferson City	Clara Scovill	4	3	7	0.58	<b>17</b>
8D	Jefferson City	Christian Crouse	5	4	9	0.45	<b>20</b>

This tournament is being run using SpeechWire Tournament Services software - [www.SpeechWire.com](http://www.SpeechWire.com).  
© 2004-2016 Ben Stewart - All Rights Reserved. SpeechWire version 4.21.006.

**Crabtree Classic  
Lincoln Douglas Debate**

Competitor	Round 1	Round 2	Round 3	Round 4	Totals	Results
<b>10A</b> Lees Summit High School	<b>W</b> - 8E - AFF 61K Chris Nard <b>W</b> - 8E - AFF 6AA Aaron Graham	<b>L</b> - 19F - Neg 6HK Bryan Roberts <b>L</b> - 19F - Neg 6EA Janice Byrd	<b>L</b> - 12E - Neg 6ME Madi Gravatt <b>L</b> - 12E - Neg 6P Skye Lesage	<b>L</b> - 4B - AFF 6JD Rachael Rost <b>L</b> - 4B - AFF 6JM Lori Kay	<b>2-6</b> 202	<b>45th</b>
Kyle Cumberland	23.00 27.00	24.00 26.00	24.00 26.00	26.00 26.00	202.00	1st
<b>10B</b> Lees Summit High School	<b>L</b> - 12A - AFF 6EQ Jeff Szala <b>L</b> - 12A - AFF 6LT Clay Canfield	<b>L</b> - 19B - Neg 20A Taylor Ambrosi <b>L</b> - 19B - Neg 6BI Michelle Lewis	<b>L</b> - 8E - Neg 6AL Agara Kalisz <b>L</b> - 8E - Neg 6LS Chris Weidmaier	<b>L</b> - 11H - AFF 6JD Rachael Rost <b>L</b> - 11H - AFF 6JM Lori Kay	<b>0-8</b> 184	<b>54th</b>
Jaylen Reed	22.00 22.00	23.00 24.00	24.00 21.00	25.00 23.00	184.00	1st
<b>10C</b> Lees Summit High School	<b>L</b> - 23G - AFF 6EW Jackie Smith <b>L</b> - 23G - AFF 6EX Alicia Ahumada	<b>L</b> - 12E - Neg 6BR Colin Hayes <b>L</b> - 12E - Neg 6GU Michelle Crosby	<b>L</b> - 8D - AFF 6MG Kristy Hill Wegner <b>W</b> - 8D - AFF 6JX Joey Lamb	<b>L</b> - 2A - Neg 6KW Tricia Redinger <b>L</b> - 2A - AFF 6AA Aaron Graham	<b>1-7</b> 185	<b>53rd</b>
Lauren Kroh	22.00 21.00	22.00 26.00	22.00 23.00	28.00 21.00	185.00	1st
<b>11A</b> Liberty HS	<b>W</b> - 8C - AFF 6HN Amy Roberts <b>W</b> - 8C - AFF 6AL Agara Kalisz	<b>L</b> - 13B - Neg 6BA Mike Berry <b>L</b> - 13B - Neg 6AZ Teresa Sidwell	<b>L</b> - 14A - Neg 6CE Jake Stouill <b>W</b> - 14A - Neg 6KL Pattis Hinson	<b>W</b> - 4D - AFF 6HF Paul McEnary <b>W</b> - 4D - AFF 6HG Curtis McEnary	<b>5-3</b> 222	<b>17th</b>
Corben Phillips	25.00 29.00	26.00 26.00	27.00 29.00	30.00 30.00	222.00	1st
<b>11B</b> Liberty HS	<b>W</b> - 12D - AFF 6BA Mike Berry <b>W</b> - 12D - AFF 6DG Lauren Leonard	<b>W</b> - 8A - Neg 6EW Jackie Smith <b>L</b> - 8A - Neg 6EX Alicia Ahumada	<b>W</b> - 23A - Neg 6IV Stephanie Altenburg <b>W</b> - 23A - Neg 6MV Candice Hanlon	<b>L</b> - 23E - AFF 6IZ Bill Gradinger <b>W</b> - 23E - AFF 6IW Spencer Hartley	<b>6-2</b> 228	<b>4th</b>
Natalie Schaller	26.00 29.00	28.00 29.00	29.00 29.00	30.00 28.00	228.00	1st
<b>11C</b> Liberty HS	<b>W</b> - 3C - AFF 6DZ Jackie Risner <b>L</b> - 3C - AFF 6AM Patricia Sharp	<b>W</b> - 16A - Neg 6AP Vanessa Hoffman <b>W</b> - 16A - Neg 6LA Jeff Gradinger	<b>W</b> - 8C - AFF 6KL Pattis Hinson <b>W</b> - 8C - AFF 6CE Jake Stouill	<b>L</b> - 21A - Neg 6AA Aaron Graham <b>W</b> - 21A - Neg 6KW Tricia Redinger	<b>6-2</b> 228	<b>5th</b>
Lynsie Daniels	30.00 28.00	29.00 29.00	28.00 29.00	25.00 30.00	228.00	1st
<b>11D</b> Liberty HS	<b>W</b> - 14B - AFF 6Q Amy Hayes <b>W</b> - 14B - AFF 6HU Andrew Christofferson	<b>L</b> - 22A - Neg 6FX Cheri Bird <b>L</b> - 22A - Neg 6EV Monique Henardez	<b>L</b> - 15A - AFF 6MI Alisa Connelly <b>L</b> - 15A - AFF 6EL Mark Hanlon	<b>W</b> - 12F - Neg 6EP Katherine Hodges <b>W</b> - 12F - Neg 6KK Kristy Wegner	<b>4-4</b> 215	<b>30th</b>
Miles Allain	27.00 27.00	27.00 26.00	25.00 27.00	28.00 28.00	215.00	1st
<b>11F</b> Liberty HS	<b>L</b> - 19B - AFF 6HU Andrew Christofferson <b>L</b> - 19B - AFF 6Q Amy Hayes	<b>L</b> - 8C - Neg 6GU Michelle Crosby <b>L</b> - 8C - Neg 6BR Colin Hayes			<b>0-4</b> 94	<b>55th</b>
Sydney Jackson	23.00 23.00	25.00 23.00			94.00	1st
<b>11G</b> Liberty HS	<b>L</b> - 23A - AFF 6MI Alisa Connelly <b>L</b> - 23A - AFF 6LY Max Schoettger	<b>W</b> - 3C - Neg 6HY Darren Mertz <b>W</b> - 3C - Neg 6AL Agara Kalisz	<b>L</b> - 12C - AFF 6MG Kristy Hill Wegner <b>L</b> - 12C - AFF 6JX Joey Lamb	<b>L</b> - 15A - Neg 1C Kasey Mcginis <b>L</b> - 15A - Neg 6JG Justin Quigley	<b>2-6</b> 200	<b>46th</b>
Jeff Lea	25.00 22.00	29.00 28.00	25.00 26.00	23.00 22.00	200.00	1st
<b>11H</b> Liberty HS	<b>L</b> - 15B - AFF 6DH Kim myer <b>L</b> - 15B - AFF 6IC Brian Mertz	<b>L</b> - 4A - Neg 6KO Bart German <b>L</b> - 4A - Neg 6DO Roger Bidwell	<b>W</b> - 23F - AFF 6P Skye Lesage <b>W</b> - 23F - AFF 6ME Madi Gravatt	<b>W</b> - 10B - Neg 6JD Rachael Rost <b>W</b> - 10B - Neg 6JM Lori Kay	<b>4-4</b> 217	<b>28th</b>
Braden King	27.00 27.00	28.00 28.00	24.00 25.00	29.00 29.00	217.00	1st
<b>12A</b> Liberty North	<b>W</b> - 10B - Neg 6LT Clay Canfield <b>W</b> - 10B - Neg 6EQ Jeff Szala	<b>L</b> - 20A - AFF 6ME Madi Gravatt <b>L</b> - 20A - AFF 6HU Andrew Christofferson	<b>W</b> - 8F - AFF 6BB Wendy Berry <b>W</b> - 8F - AFF 6EU Bruce Cummins	<b>W</b> - 16A - Neg 6BM Chris Eichhorn <b>W</b> - 16A - Neg 6KR Melissa Nelson	<b>6-2</b> 221	<b>9th</b>
Zach Klein	28.00 28.00	28.00 26.00	30.00 25.00	28.00 28.00	221.00	1st
<b>12B</b> Liberty North	<b>W</b> - 14A - AFF 6KO Bart German <b>W</b> - 14A - AFF 6DW Gloria Soendker	<b>W</b> - 19G - Neg 6HU Andrew Christofferson <b>W</b> - 19G - Neg 6ME Madi Gravatt	<b>W</b> - 15B - AFF 6V Janice Bolin <b>W</b> - 15B - AFF 6Q Amy Hayes	<b>W</b> - 8A - Neg 1C Kasey Mcginis <b>W</b> - 8A - Neg 6JG Justin Quigley	<b>8-0</b> 221	<b>2nd</b>
Maddi Van Dyne	29.00 28.00	25.00 28.00	29.00 28.00	26.00 28.00	221.00	1st
<b>12C</b> Liberty North	<b>L</b> - 23C - Neg 6AA Aaron Graham <b>W</b> - 23C - Neg 61K Chris Nard	<b>W</b> - 3A - AFF 6DN Craig Child <b>L</b> - 3A - AFF 6HN Amy Roberts	<b>W</b> - 11G - Neg 6MG Kristy Hill Wegner <b>W</b> - 11G - Neg 6JX Joey Lamb	<b>L</b> - 14A - AFF 6IG George Prendergast <b>L</b> - 14A - AFF 6Z Clair Niles	<b>4-4</b> 215	<b>31st</b>
Paige Nicewaner	25.00 28.00	27.00 28.00	27.00 29.00	26.00 25.00	215.00	1st
<b>12D</b> Liberty North	<b>L</b> - 11B - Neg 6BA Mike Berry <b>L</b> - 11B - Neg 6DG Lauren Leonard	<b>L</b> - 4B - AFF 6EA Janice Byrd <b>W</b> - 4B - AFF 6HK Bryan Roberts	<b>L</b> - 14B - AFF 6CG Shannon Smith <b>L</b> - 14B - AFF 6CH Shelby Culver	<b>W</b> - 3C - Neg 6CI Alanna Seymour <b>W</b> - 3C - Neg 6AU Richard Stout	<b>3-5</b> 215	<b>37th</b>
Cory Busch	24.00 24.00	27.00 28.00	27.00 27.00	30.00 28.00	215.00	1st



<b>12E</b> Liberty North	L - 25A - Neg 6EX Alicia Ahumada L - 25A - Neg 6EW Jackie Smith	W - 10C - AFF 6GU Michelle Crosby W - 10C - AFF 6BR Colin Hayes	W - 10A - AFF 6P Skye Lesage W - 10A - AFF 6ME Vanessa Gravatt	L - 8C - Neg 6MR Caylah Frankie L - 8C - Neg 6AP Vanessa Hoffman	<b>4-4</b> 212	<b>32nd</b>
Preston Valentine	26.00 27.00	29.00 27.00	28.00 26.00	25.00 24.00	212.00	1st
<b>12F</b> Liberty North	L - 21A - Neg 6MF Gail Reynolds L - 21A - Neg 6BX Len Lehmann	<b>BYE</b>	L - 23D - AFF 6HU Andrew Christofferson W - 23D - AFF 6HT James Brown	L - 11D - AFF 6EP Katherine Hodges L - 11D - AFF 6KK Kristy Wegner	<b>3-5</b> 210.66	<b>38th</b>
Chris Gooch	27.00 27.00	26.33 26.33	24.00 28.00	27.00 25.00	210.66	1st
<b>12G</b> Liberty North	L - 4A - AFF 6BA Mike Berry L - 4A - AFF 6DG Lauren Leonard	L - 15A - Neg 6BK Alex Merker W - 15A - Neg 6DZ Jacquie Risner	L - 4B - Neg 6MV Candice Hanlon L - 4B - Neg 6IV Stephanie Altenburg	W - 3B - AFF 6BS Ron Hartley W - 3B - AFF 6ME Madi Gravatt	<b>3-5</b> 206	<b>40th</b>
Parker Kirtley	24.00 25.00	26.00 27.00	24.00 28.00	26.00 26.00	206.00	1st
<b>13B</b> Marshall	<b>BYE</b>	W - 11A - AFF 6AZ Teresa Sidwell W - 11A - AFF 6BA Mike Berry	W - 19B - Neg 6BB Wendy Berry L - 19B - Neg 6EU Bruce Cummins	L - 19F - AFF 6NB Wvette Dorn L - 19F - AFF 6Q Amy Hayes	<b>5-3</b> 212	<b>25th</b>
Madison Larabee	26.50 26.50	28.00 27.00	28.00 24.00	26.00 24.00	212.00	1st
<b>14A</b> Maryville High School	L - 12B - Neg 6KO Bart German L - 12B - Neg 6DW Gloria Soendker	W - 23C - AFF 6DG Lauren Leonard W - 23C - AFF 6EQ Jeff Szala	W - 11A - AFF 6CE Jake Stoullil L - 11A - AFF 6KL Patis Hinson	W - 12C - Neg 6Z Clair Niles W - 12C - Neg 6IG George Prendergast	<b>5-3</b> 219	<b>21st</b>
Makaylah Merrill-Jones	27.00 23.00	28.00 28.00	29.00 28.00	28.00 28.00	219.00	1st
<b>14B</b> Maryville High School	L - 11D - Neg 6Q Amy Hayes L - 11D - Neg 6HU Andrew Christofferson	L - 19E - AFF 6BI Michelle Lewis W - 19E - AFF 20A Taylor Ambrosi	W - 12D - Neg 6CH Shelby Culver W - 12D - Neg 6CG Shannon Smith	W - 8E - AFF 6KK Kristy Wegner W - 8E - AFF 6EP Katherine Hodges	<b>5-3</b> 222	<b>18th</b>
Hannah Townsend	25.00 25.00	27.00 29.00	30.00 29.00	29.00 28.00	222.00	1st
<b>15A</b> Nixa High School	W - 4D - Neg 6GO Vernon Birmingham L - 4D - Neg 6KK Kristy Wegner	W - 12G - AFF 6BK Alex Merker L - 12G - AFF 6DZ Jacquie Risner	W - 11D - Neg 6MI Alisa Connelly W - 11D - Neg 6EL Mark Hanlon	W - 11G - AFF 1C Kasey Mcginis W - 11G - AFF 6JG Justin Quigley	<b>6-2</b> 215	<b>11th</b>
Dixon	26.00 26.00	27.00 27.00	27.00 28.00	30.00 24.00	215.00	1st
<b>15B</b> Nixa High School	W - 11H - Neg 6DH Kim myer W - 11H - Neg 6IC Brian Mertz	W - 8D - AFF 6EW Jackie Smith W - 8D - AFF 6EX Alicia Ahumada	L - 12B - Neg 6V Janice Bolin L - 12B - Neg 6Q Amy Hayes	W - 20A - AFF 6EK Bart Klein L - 20A - AFF 6KO Bart German	<b>5-3</b> 224	<b>14th</b>
Bratkur	30.00 28.00	28.00 29.00	28.00 27.00	28.00 26.00	224.00	1st
<b>15C</b> Nixa High School	L - 19E - Neg 6AL Agara Kalisz L - 19E - Neg 6HN Amy Roberts	W - 23F - AFF 6KO Bart German W - 23F - AFF 6DO Roger Bidwell	L - 19D - Neg 6EW Jackie Smith L - 19D - Neg 6FZ Lara Ummelmaan	W - 23C - AFF 6BM Chris Eichhorn L - 23C - AFF 6KR Melissa Nelson	<b>3-5</b> 197	<b>41st</b>
Adams	26.00 22.00	23.00 26.00	24.00 24.00	28.00 24.00	197.00	1st
<b>16A</b> North Kansas City High School	W - 8F - Neg 6AM Patricia Sharp W - 8F - Neg 6DZ Jacquie Risner	L - 11C - AFF 6AP Vanessa Hoffman L - 11C - AFF 6LA Jeff Gradinger	L - 4D - Neg 6CG Shannon Smith L - 4D - Neg 6CH Shelby Culver	L - 12A - AFF 6BM Chris Eichhorn L - 12A - AFF 6KR Melissa Nelson	<b>2-6</b> 214	<b>42nd</b>
Mila Schmidt	29.00 29.00	25.00 27.00	26.00 24.00	28.00 26.00	214.00	1st
<b>19B</b> Park Hill South Debate	W - 11F - Neg 6HU Andrew Christofferson W - 11F - Neg 6Q Amy Hayes	W - 10B - AFF 6BI Michelle Lewis W - 10B - AFF 20A Taylor Ambrosi	L - 13B - AFF 6BB Wendy Berry W - 13B - AFF 6EU Bruce Cummins	L - 4A - Neg 6HG Curtis McEnaray L - 4A - Neg 6HF Paul McEnaray	<b>5-3</b> 223	<b>16th</b>
Sarah Komar	29.00 29.00	28.00 29.00	28.00 27.00	26.00 27.00	223.00	1st
<b>19C</b> Park Hill South Debate	L - 3A - Neg 6BX Len Lehmann L - 3A - Neg 6MF Gail Reynolds	L - 21A - AFF 6LA Jeff Gradinger W - 21A - AFF 6AP Vanessa Hoffman	W - 3C - AFF 6Q Amy Hayes W - 3C - AFF 6V Janice Bolin	W - 8D - Neg 6AU Richard Stout L - 8D - Neg 6CI Alanna Seymour	<b>4-4</b> 201	<b>35th</b>
Seth Frye	23.00 23.00	24.00 29.00	26.00 25.00	28.00 23.00	201.00	1st
<b>19D</b> Park Hill South Debate	L - 20A - Neg 6CQ Holly Klein L - 20A - Neg 6FD Karen Ferland	<b>BYE</b>	W - 15C - AFF 6EW Jackie Smith W - 15C - AFF 6FZ Lara Ummelmaan	L - 23A - AFF 6IW Spencer Hartley L - 23A - AFF 6IZ Bill Gradinger	<b>4-4</b> 220	<b>27th</b>
Meghan Pate	29.00 29.00	27.50 27.50	27.00 27.00	25.00 28.00	220.00	1st
<b>19E</b> Park Hill South Debate	W - 15C - AFF 6AL Agara Kalisz W - 15C - AFF 6HN Amy Roberts	L - 14B - Neg 20A Taylor Ambrosi W - 14B - Neg 6BI Michelle Lewis	L - 8A - AFF 6HU Andrew Christofferson L - 8A - AFF 6HT James Brown	L - 3A - Neg 6ME Madi Gravatt W - 3A - Neg 6BS Ron Hartley	<b>4-4</b> 204	<b>34th</b>
Jonathan Amthor	28.00 21.00	27.00 28.00	26.00 25.00	24.00 25.00	204.00	1st
<b>19F</b> Park Hill South Debate	W - 23D - Neg 6ME Madi Gravatt W - 23D - Neg 6BK Alex Merker	W - 10A - AFF 6HK Bryan Roberts W - 10A - AFF 6EA Janice Byrd	L - 23B - AFF 6FC Brian Tomanio L - 23B - AFF 6BQ Liz Seymous	W - 13B - Neg 6NB Wvette Dorn W - 13B - Neg 6Q Amy Hayes	<b>6-2</b> 221	<b>8th</b>
Asa Banks					221.00	1st

	28.00 26.00	29.00 29.00	28.00 27.00	29.00 25.00		
<b>19G</b> Park Hill South Debate	L - 4C - Neg 6DW Gloria Soendker L - 4C - Neg 6KO Bart German	L - 12B - AFF 6HU Andrew Christofferson L - 12B - AFF 6ME Madi Gravatt	L - 3B - Neg 6EL Mark Hanlon W - 3B - Neg 6MI Alisa Connelly	W - 23F - AFF 6JR Tanner Lange L - 23F - AFF 6IH Christopher Jones	<b>2-6</b> 191	<b>48th</b>
Faith Nagel	20.00 22.00	22.00 25.00	25.00 24.00	26.00 27.00	191.00	1st
<b>19H</b> Park Hill South Debate	W - 8D - Neg 6ME Madi Gravatt W - 8D - Neg 6BK Alex Merker	L - 4D - AFF 6HN Amy Roberts W - 4D - AFF 6DN Craig Child	W - 20A - Neg 6GB Shawn Fitzmorris L - 20A - Neg 6FN Julia Marshall	W - 23G - AFF 6KO Bart German W - 23G - AFF 6EK Bart Klein	<b>6-2</b> 215	<b>10th</b>
Daniel Baker	28.00 25.00	24.00 28.00	28.00 28.00	27.00 27.00	215.00	1st
<b>20A</b> Platte County High School	W - 19D - AFF 6CQ Holly Klein W - 19D - AFF 6FD Karen Ferland	W - 12A - Neg 6ME Madi Gravatt W - 12A - Neg 6HU Andrew Christofferson	L - 19H - AFF 6GB Shawn Fitzmorris W - 19H - AFF 6FN Julia Marshall	W - 15B - Neg 6KO Bart German L - 15B - Neg 6EK Bart Klein	<b>6-2</b> 227	<b>6th</b>
John Klingele	30.00 30.00	29.00 27.00	27.00 29.00	28.00 27.00	227.00	1st
<b>21A</b> Pleasant Hill High School	W - 12F - AFF 6MF Gail Reynolds W - 12F - AFF 6BX Len Lehmann	W - 19C - Neg 6LA Jeff Gradinger L - 19C - Neg 6AP Vanessa Hoffman	W - 23G - Neg 6G Beth Graham Moraitis W - 23G - Neg 6KQ Jason Mccale	L - 11C - AFF 6KW Tricia Redinger W - 11C - AFF 6AA Aaron Graham	<b>6-2</b> 224	<b>7th</b>
Levi Cohen	29.00 28.00	26.00 28.00	29.00 29.00	29.00 26.00	224.00	1st
<b>22A</b> Savannah	W - 2A - Neg 6LY Max Schoettger W - 2A - Neg 6MI Alisa Connelly	W - 11D - AFF 6FX Cheri Bird W - 11D - AFF 6EV Monique Henardez	L - 4A - AFF 6LS Chris Weidmaier L - 4A - AFF 6AL Agara Kalisz	W - 23B - Neg 6Q Amy Hayes L - 23B - Neg 6NB Wvette Dorn	<b>5-3</b> 221	<b>19th</b>
Nathan Davis	26.00 28.00	29.00 28.00	26.00 29.00	28.00 27.00	221.00	1st
<b>23A</b> Springfield Central	W - 11G - Neg 6LY Max Schoettger W - 11G - Neg 6MI Alisa Connelly	L - 2A - AFF 6FO Lydon Marshall W - 2A - AFF 6GB Shawn Fitzmorris	L - 11B - AFF 6IV Stephanie Altenburg L - 11B - AFF 6MV Candice Hanlon	W - 19D - Neg 6IW Spencer Hartley W - 19D - Neg 6IZ Bill Gradinger	<b>5-3</b> 215	<b>23rd</b>
Isabel Lai	24.00 27.00	25.00 28.00	27.00 26.00	28.00 30.00	215.00	1st
<b>23B</b> Springfield Central	W - 4B - Neg 6IC Brian Mertz W - 4B - Neg 6DH Kim myer	W - 3B - AFF 6DZ Jacquie Risner W - 3B - AFF 6BK Alex Merker	W - 19F - Neg 6BQ Liz Seymous W - 19F - Neg 6FC Brian Tomanio	L - 22A - AFF 6Q Amy Hayes W - 22A - AFF 6NB Wvette Dorn	<b>7-1</b> 224	<b>3rd</b>
Katie Lu	29.00 29.00	28.00 26.00	29.00 29.00	26.00 28.00	224.00	1st
<b>23C</b> Springfield Central	W - 12C - AFF 6AA Aaron Graham L - 12C - AFF 6IK Chris Nard	L - 14A - Neg 6EQ Jeff Szala L - 14A - Neg 6DG Lauren Leonard	L - 2A - AFF 6FZ Lara Ummelmaan L - 2A - AFF 6EW Jackie Smith	L - 15C - Neg 6BM Chris Eichhorn W - 15C - Neg 6KR Melissa Nelson	<b>2-6</b> 214	<b>43rd</b>
Trinity Reece	27.00 27.00	28.00 24.00	26.00 25.00	28.00 29.00	214.00	1st
<b>23D</b> Springfield Central	L - 19F - AFF 6ME Madi Gravatt L - 19F - AFF 6BK Alex Merker	W - 8E - Neg 6GB Shawn Fitzmorris W - 8E - Neg 6FO Lydon Marshall	L - 12F - Neg 6HT James Brown W - 12F - Neg 6HU Andrew Christofferson	W - 8F - AFF 6IH Christopher Jones W - 8F - AFF 6JR Tanner Lange	<b>5-3</b> 212	<b>26th</b>
Reagan Wiles	24.00 24.00	27.00 27.00	26.00 27.00	30.00 27.00	212.00	1st
<b>23E</b> Springfield Central	W - 3B - Neg 6EQ Jeff Szala W - 3B - Neg 6LT Clay Canfield	W - 4C - AFF 6AL Agara Kalisz L - 4C - AFF 6HY Darren Mertz	W - 25A - AFF 6FC Brian Tomanio L - 25A - AFF 6BQ Liz Seymous	L - 11B - Neg 6IW Spencer Hartley W - 11B - Neg 6IZ Bill Gradinger	<b>5-3</b> 221	<b>20th</b>
Lucas Clark	27.00 28.00	29.00 28.00	28.00 27.00	25.00 29.00	221.00	1st
<b>23F</b> Springfield Central	L - 8A - AFF 6CQ Holly Klein L - 8A - AFF 6FD Karen Ferland	L - 15C - Neg 6KO Bart German L - 15C - Neg 6DO Roger Bidwell	L - 11H - Neg 6ME Madi Gravatt L - 11H - Neg 6P Skye Lesage	L - 19G - Neg 6JR Tanner Lange W - 19G - Neg 6IH Christopher Jones	<b>1-7</b> 186	<b>52nd</b>
J T Truitt	23.00 20.00	22.00 24.00	22.00 22.00	25.00 28.00	186.00	1st
<b>23G</b> Springfield Central	W - 10C - Neg 6EX Alicia Ahumada W - 10C - Neg 6EW Jackie Smith	W - 25A - AFF 6EQ Jeff Szala L - 25A - AFF 6DG Lauren Leonard	L - 21A - AFF 6G Beth Graham Moraitis L - 21A - AFF 6KQ Jason Mccale	L - 19H - Neg 6EK Bart Klein L - 19H - Neg 6KO Bart German	<b>3-5</b> 210	<b>39th</b>
Imber Johnson	28.00 28.00	27.00 23.00	27.00 28.00	26.00 23.00	210.00	1st
<b>25A</b> Truman	W - 12E - AFF 6EW Jackie Smith W - 12E - AFF 6EX Alicia Ahumada	L - 23G - Neg 6EQ Jeff Szala W - 23G - Neg 6DG Lauren Leonard	L - 23E - Neg 6FC Brian Tomanio W - 23E - Neg 6BQ Liz Seymous	L - 4C - AFF 6IG George Prendergast W - 4C - AFF 6Z Clair Niles	<b>5-3</b> 214	<b>24th</b>
Nick Guppy	28.00 28.00	26.00 27.00	27.00 28.00	23.00 27.00	214.00	1st
<b>2A</b> Blue Springs High School	L - 22A - AFF 6MI Alisa Connelly L - 22A - AFF 6LY Max Schoettger	W - 23A - Neg 6FO Lydon Marshall L - 23A - Neg 6GB Shawn Fitzmorris	W - 23C - Neg 6FZ Lara Ummelmaan W - 23C - Neg 6EW Jackie Smith	W - 10C - AFF 6AA Aaron Graham W - 10C - AFF 6KW Tricia Redinger	<b>5-3</b> 219	<b>22nd</b>
Caleb Shull	27.00 24.00	26.00 27.00	28.00 27.00	30.00 30.00	219.00	1st
<b>3A</b> Blue Springs South	W - 19C - AFF 6BX Len Lehmann	L - 12C - Neg 6DN Craig Child	L - 4C - Neg 6G Beth Graham Moraitis	W - 19E - AFF 6ME Madi Gravatt	<b>4-4</b> 206	<b>33rd</b>

	<b>W</b> - 19C - AFF 6MF Gail Reynolds	<b>W</b> - 12C - Neg 6HN Amy Roberts	<b>L</b> - 4C - Neg 6KQ Jason Mccale	<b>L</b> - 19E - AFF 6BS Ron Hartley		
Bren Herman	24.00 28.00	24.00 29.00	28.00 23.00	26.00 24.00	206.00	1st
<b>3B</b> Blue Springs South	<b>L</b> - 23E - AFF 6LT Clay Canfield <b>L</b> - 23E - AFF 6EQ Jeff Szala	<b>L</b> - 23B - Neg 6DZ Jacque Risner <b>L</b> - 23B - Neg 6BK Alex Merker	<b>W</b> - 19G - AFF 6EL Mark Hanlon <b>L</b> - 19G - AFF 6MI Alisa Connelly	<b>L</b> - 12G - Neg 6BS Ron Hartley <b>L</b> - 12G - Neg 6ME Madi Gravatt	<b>1-7</b> 197	<b>51st</b>
Corey Johnson	27.00 26.00	26.00 23.00	26.00 23.00	22.00 24.00	197.00	1st
<b>3C</b> Blue Springs South	<b>L</b> - 11C - Neg 6DZ Jacque Risner <b>W</b> - 11C - Neg 6AM Patricia Sharp	<b>L</b> - 11G - AFF 6HY Darren Mertz <b>L</b> - 11G - AFF 6AL Agara Kalisz	<b>L</b> - 19C - Neg 6Q Amy Hayes <b>L</b> - 19C - Neg 6V Janice Bolin	<b>L</b> - 12D - AFF 6CI Alanna Seymour <b>L</b> - 12D - AFF 6AU Richard Stout	<b>1-7</b> 211	<b>50th</b>
Riley Smith	28.00 29.00	25.00 27.00	25.00 24.00	27.00 26.00	211.00	1st
<b>4A</b> Carthage High School	<b>W</b> - 12G - Neg 6BA Mike Berry <b>W</b> - 12G - Neg 6DG Lauren Leonard	<b>W</b> - 11H - AFF 6KO Bart German <b>W</b> - 11H - AFF 6DO Roger Bidwell	<b>W</b> - 22A - Neg 6LS Chris Weidmaier <b>W</b> - 22A - Neg 6AL Agara Kalisz	<b>W</b> - 19B - AFF 6HG curtis McEnaray <b>W</b> - 19B - AFF 6HF Paul McEnancy	<b>8-0</b> 227	<b>1st</b>
Jessica Thomas	27.00 28.00	29.00 29.00	28.00 30.00	28.00 28.00	227.00	1st
<b>4B</b> Carthage High School	<b>L</b> - 23B - AFF 6IC Brian Mertz <b>L</b> - 23B - AFF 6DH Kim myer	<b>W</b> - 12D - Neg 6EA Janice Byrd <b>L</b> - 12D - Neg 6HK Bryan Roberts	<b>W</b> - 12G - AFF 6MV Candice Hanlon <b>W</b> - 12G - AFF 6IV Stephanie Altenburg	<b>W</b> - 10A - Neg 6JD Rachael Rost <b>W</b> - 10A - Neg 6JM Lori Kay	<b>5-3</b> 225	<b>13th</b>
Grace Kennedy	26.00 26.00	29.00 27.00	29.00 30.00	30.00 28.00	225.00	1st
<b>4C</b> Carthage High School	<b>W</b> - 19G - AFF 6DW Gloria Soendker <b>W</b> - 19G - AFF 6KO Bart German	<b>L</b> - 23E - Neg 6AL Agara Kalisz <b>W</b> - 23E - Neg 6HY Darren Mertz	<b>W</b> - 3A - AFF 6G Beth Graham Moraitis <b>W</b> - 3A - AFF 6KQ Jason Mccale	<b>W</b> - 25A - Neg 6IG George Prendergast <b>L</b> - 25A - Neg 6Z Clair Niles	<b>6-2</b> 213	<b>12th</b>
Jake Thompson	29.00 27.00	27.00 29.00	26.00 24.00	25.00 26.00	213.00	1st
<b>4D</b> Carthage High School	<b>L</b> - 15A - AFF 6GO Vernon Birmingham <b>W</b> - 15A - AFF 6KK Kristy Wegner	<b>W</b> - 19H - Neg 6HN Amy Roberts <b>L</b> - 19H - Neg 6DN Craig Child	<b>W</b> - 16A - AFF 6CH Shelby Culver <b>W</b> - 16A - AFF 6CG Shannon Smith	<b>L</b> - 11A - Neg 6HF Paul McEnancy <b>L</b> - 11A - Neg 6HG curtis McEnaray	<b>4-4</b> 199	<b>36th</b>
Kelci Ward	22.00 27.00	24.00 25.00	26.00 27.00	24.00 24.00	199.00	1st
<b>8A</b> Jefferson City	<b>W</b> - 23F - Neg 6CQ Holly Klein <b>W</b> - 23F - Neg 6FD Karen Ferland	<b>L</b> - 11B - AFF 6EW Jackie Smith <b>W</b> - 11B - AFF 6EX Alicia Ahumada	<b>W</b> - 19E - Neg 6HU Andrew Christofferson <b>W</b> - 19E - Neg 6HT James Brown	<b>L</b> - 12B - AFF 1C Kasey Mcginis <b>L</b> - 12B - AFF 6JG Justin Quigley	<b>5-3</b> 224	<b>15th</b>
Michael Manda	30.00 28.00	27.00 30.00	29.00 25.00	28.00 27.00	224.00	1st
<b>8C</b> Jefferson City	<b>L</b> - 11A - Neg 6HN Amy Roberts <b>L</b> - 11A - Neg 6AL Agara Kalisz	<b>W</b> - 11F - AFF 6BR Colin Hayes <b>W</b> - 11F - AFF 6GU Michelle Crosby	<b>L</b> - 11C - Neg 6KL Patts Hinson <b>L</b> - 11C - Neg 6CE Jake Stouill	<b>W</b> - 12E - AFF 6MR Caylah Frankle <b>W</b> - 12E - AFF 6AP Vanessa Hoffman	<b>4-4</b> 216	<b>29th</b>
Will Henrickson	27.00 28.00	26.00 29.00	24.00 28.00	25.00 29.00	216.00	1st
<b>8D</b> Jefferson City	<b>L</b> - 19H - AFF 6ME Madi Gravatt <b>L</b> - 19H - AFF 6BK Alex Merker	<b>L</b> - 15B - Neg 6EW Jackie Smith <b>L</b> - 15B - Neg 6EX Alicia Ahumada	<b>L</b> - 10C - Neg 6JX Joey Lamb <b>W</b> - 10C - Neg 6MG Kristy Hill Wegner	<b>L</b> - 19C - AFF 6AU Richard Stout <b>W</b> - 19C - AFF 6CI Alanna Seymour	<b>2-6</b> 204	<b>44th</b>
Hakeem Din-Gabisi	25.00 22.00	26.00 27.00	25.00 24.00	25.00 30.00	204.00	1st
<b>8E</b> Jefferson City	<b>L</b> - 10A - Neg 6IK Chris Nard <b>L</b> - 10A - Neg 6AA Aaron Graham	<b>L</b> - 23D - AFF 6GB Shawn Fitzmorris <b>L</b> - 23D - AFF 6FO Lydon Marshall	<b>W</b> - 10B - AFF 6AL Agara Kalisz <b>W</b> - 10B - AFF 6LS Chris Weidmaier	<b>L</b> - 14B - Neg 6KK Kristy Wegner <b>L</b> - 14B - Neg 6EP Katherine Hodges	<b>2-6</b> 197	<b>47th</b>
Lucah Mccullough	22.00 20.00	25.00 26.00	28.00 25.00	26.00 25.00	197.00	1st
<b>8F</b> Jefferson City	<b>L</b> - 16A - AFF 6AM Patricia Sharp <b>L</b> - 16A - AFF 6DZ Jacque Risner	<b>BYE</b>	<b>L</b> - 12A - Neg 6EU Bruce Cummins <b>L</b> - 12A - Neg 6BB Wendy Berry	<b>L</b> - 23D - Neg 6IH Christopher Jones <b>L</b> - 23D - Neg 6JR Tanner Lange	<b>2-6</b> 190.66	<b>49th</b>
Malachi Saint	23.00 26.00	23.83 23.83	23.00 26.00	23.00 22.00	190.66	1st

## Crabtree Classic Original Oratory

Code	Team	Competitor(s)	Prelims		Rank total	Recips	Prelim result
			1	2			
10A	Lees Summit High School	Amanda Coney	5	3	8	0.53	<b>34</b>
11A	Liberty HS	Lynsie Daniels	1	1	2	2.00	<b>1</b>
11B	Liberty HS	Michella Anaya	4	2	6	0.75	<b>22</b>
11C	Liberty HS	Derek Rhea	4	4	8	0.50	<b>37</b>
11E	Liberty HS	Sydney Jackson	5	5	10	0.40	<b>45</b>
11F	Liberty HS	Amos Mwaura	4	5	9	0.45	<b>41</b>
11G	Liberty HS	James Hirsch	4	4	8	0.50	<b>37</b>
11H	Liberty HS	Lauren Cochran	5	5	10	0.40	<b>45</b>
12A	Liberty North	Whitney Wilson	2	2	4	1.00	<b>17</b>
12B	Liberty North	Sydney Neal	1	1	2	2.00	<b>1</b>
12C	Liberty North	Mac Newton	1	1	2	2.00	<b>1</b>
12D	Liberty North	Paige Nicewaner	1	1	2	2.00	<b>1</b>
12E	Liberty North	Mattie Seley	2	2	4	1.00	<b>17</b>
12F	Liberty North	Sadik Mohammed	3	1	4	1.33	<b>11</b>
12G	Liberty North	Madi Barrett	2	1	3	1.50	<b>5</b>
12H	Liberty North	madi Newton	3	1	4	1.33	<b>11</b>
12J	Liberty North	Kim Ngyeun	3	5	8	0.53	<b>34</b>
12K	Liberty North	Tinh Nim	5	4	9	0.45	<b>41</b>
15A	Nixa High School		2	4	6	0.75	<b>22</b>
15B	Nixa High School		2	2	4	1.00	<b>17</b>
15C	Nixa High School		5	4	9	0.45	<b>41</b>
15D	Nixa High School		5	5	10	0.40	<b>45</b>
15E	Nixa High School		5	5	10	0.40	<b>45</b>
19A	Park Hill South Debate	Sarah Komar	3	2	5	0.83	<b>21</b>
19B	Park Hill South Debate	violet Zadoyan	4	4	8	0.50	<b>37</b>
21A	Pleasant Hill High School	Zoe Crockett	5	5	10	0.40	<b>45</b>
21B	Pleasant Hill High School	Alex Whittington	3	4	7	0.58	<b>30</b>
23A	Springfield Central	Nadine Elkady	3	3	6	0.67	<b>26</b>
23B	Springfield Central	Izzy Lai	4	3	7	0.58	<b>30</b>
23C	Springfield Central	Katie Lu	4	2	6	0.75	<b>22</b>
23D	Springfield Central	Anna Skalicky	3	3	6	0.67	<b>26</b>
23E	Springfield Central	Michael Lee	4	3	7	0.58	<b>30</b>
23F	Springfield Central	morgan Pssina	4	5	9	0.45	<b>41</b>
24A	Summit Christian academy	Connor Healy	1	3	4	1.33	<b>11</b>
25A	Truman	Madeleine Petentler	2	1	3	1.50	<b>5</b>
25B	Truman	Elijah Carlos Rojas	3	1	4	1.33	<b>11</b>
2A	Blue Springs High School	Nafi Seife	2	1	3	1.50	<b>5</b>
2B	Blue Springs High School	Aimee Hendricks	1	3	4	1.33	<b>11</b>
2C	Blue Springs High School	Sam Aubuchon					
3A	Blue Springs South	Peyton Ultican	2	2	4	1.00	<b>17</b>
3B	Blue Springs South	Corey Johnson	5	3	8	0.53	<b>34</b>
3C	Blue Springs South	Libby Mattson	3	3	6	0.67	<b>26</b>
4A	Carthage High School	Jessica Thomas	1	2	3	1.50	<b>5</b>
4B	Carthage High School	Emerson Cochran	1	3	4	1.33	<b>11</b>
5A	Fort Osage	Michael Miller, Jr.	4	4	8	0.50	<b>37</b>
7A	Independence--Van Horn High School	Ciara Ledesma	2	5	7	0.70	<b>29</b>
8A	Jefferson City	Leticia Nketiah	1	2	3	1.50	<b>5</b>
8B	Jefferson City	Salem Sanfilippo-Solindas	2	4	6	0.75	<b>22</b>
8C	Jefferson City	Michael Manda	1	2	3	1.50	<b>5</b>
8E	Jefferson City	Hakeem Din-Gabisi	5	5	10	0.40	<b>45</b>
8F	Jefferson City	Catherine Gandhi	3	4	7	0.58	<b>30</b>

## Crabtree Classic Poetry Reading

Code	Team	Competitor(s)	Prelims		Rank total	Recips	Prelim result
			1	2			
11A	Liberty HS	Bailey Daniels	4	3	7	0.58	<b>21</b>
11B	Liberty HS	Olivia Floro	2	5	7	0.70	<b>19</b>
16A	North Kansas City High School	Theresa de la Rosa	2	4	6	0.75	<b>12</b>
16B	North Kansas City High School	Assata Starks	3	3	6	0.67	<b>15</b>
19A	Park Hill South Debate	Isabella Brockman	1	4	5	1.25	<b>9</b>
19B	Park Hill South Debate	Stella Garibaldi	1	2	3	1.50	<b>1</b>
19C	Park Hill South Debate	Sarah Komar	2	4	6	0.75	<b>12</b>
19E	Park Hill South Debate	Anthony Mosby	3	5	8	0.53	<b>24</b>
21A	Pleasant Hill High School	Fernanda Sierra	1	3	4	1.33	<b>6</b>
23A	Springfield Central	Malia Morgan	5	5	10	0.40	<b>31</b>
23B	Springfield Central	Meredith Wilson	5	2	7	0.70	<b>19</b>
23C	Springfield Central	Allison Li	4	4	8	0.50	<b>25</b>
23D	Springfield Central		6	6	12	0.33	<b>35</b>
25A	Truman	DJ Williams	1	3	4	1.33	<b>6</b>
25B	Truman	Damika Clay	5	4	9	0.45	<b>27</b>
25C	Truman	Lenae Warren-Switzer	4	2	6	0.75	<b>12</b>
2A	Blue Springs High School	Simon Englehart	4	6	10	0.42	<b>28</b>
2B	Blue Springs High School	Shayla Wilson	6	5	11	0.37	<b>34</b>
3A	Blue Springs South	Kelsey Brock	3	1	4	1.33	<b>6</b>
3B	Blue Springs South	Liberty Smith	3	2	5	0.83	<b>10</b>
3C	Blue Springs South	Jada Page	5	1	6	1.20	<b>11</b>
3D	Blue Springs South	Camron Metcalf	2	1	3	1.50	<b>1</b>
3E	Blue Springs South	Riley Smith	2	1	3	1.50	<b>1</b>
3F	Blue Springs South	Libby Mattson	2	1	3	1.50	<b>1</b>
3G	Blue Springs South	Abby Schmedding	6	2	8	0.67	<b>23</b>
3H	Blue Springs South	Sammie Baldus	5	5	10	0.40	<b>31</b>
3I	Blue Springs South	Jasmin Jenkins	6	1	7	1.17	<b>17</b>
4A	Carthage High School	Jose Castaneda	3	4	7	0.58	<b>21</b>
5A	Fort Osage	Jessica Tribble	6	3	9	0.50	<b>26</b>
5B	Fort Osage	Jeremy Behler	4	6	10	0.42	<b>28</b>
9A	Lafayette HS St. Joseph	Jayla Atkinson	1	2	3	1.50	<b>1</b>
9B	Lafayette HS St. Joseph	Bailee Culver	4	6	10	0.42	<b>28</b>
9C	Lafayette HS St. Joseph	Kali Todd	3	3	6	0.67	<b>15</b>
9D	Lafayette HS St. Joseph	Alana Shoemaker	5	5	10	0.40	<b>31</b>
9E	Lafayette HS St. Joseph	Tierra Buckner	1	6	7	1.17	<b>17</b>

**Crabtree Classic  
POI**

Code	Team	Competitor(s)	Prelims		Rank total	Recips	Prelim result
			1	2			
11A	Liberty HS	Katie Waterman	5	2	7	0.70	<b>19</b>
11B	Liberty HS	Emma Davis	3	4	7	0.58	<b>22</b>
11C	Liberty HS	Andrue Johnson	1	1	2	2.00	<b>1</b>
11D	Liberty HS	Lynsie Daniels	1	2	3	1.50	<b>4</b>
11E	Liberty HS	Samantha Briggs	6	4	10	0.42	<b>33</b>
11F	Liberty HS	Olivia Newell	5	6	11	0.37	<b>37</b>
11G	Liberty HS	Bailey Daniels	3	2	5	0.83	<b>12</b>
12A	Liberty North	Haley Austin	5	1	6	1.20	<b>14</b>
12B	Liberty North	Michael Chapman	3	3	6	0.67	<b>17</b>
12C	Liberty North	Analise Pinedo	1	6	7	1.17	<b>18</b>
12D	Liberty North	Savannah Hinton	5	5	10	0.40	<b>36</b>
12E	Liberty North	Kelsey Williams	4	5	9	0.45	<b>31</b>
12F	Liberty North	Jamal Gregory	2	5	7	0.70	<b>19</b>
12G	Liberty North	Anna Hilterbrand	6	5	11	0.37	<b>37</b>
14A	Maryville High School	Delanie Vinzant	2	4	6	0.75	<b>15</b>
15A	Nixa High School		2	1	3	1.50	<b>4</b>
16A	North Kansas City High School	Gabby Campbell	1	3	4	1.33	<b>7</b>
16B	North Kansas City High School	Mila Schmidt	6	3	9	0.50	<b>29</b>
18A	Oak Grove High School	Kasidi M Mericle	4	6	10	0.42	<b>33</b>
19A	Park Hill South Debate	Stella Garibaldi	2	2	4	1.00	<b>10</b>
23A	Springfield Central	Trinity Reece	5	3	8	0.53	<b>25</b>
23B	Springfield Central	Seth Bossi	4	3	7	0.58	<b>22</b>
23C	Springfield Central	Morgan Pessina	3	4	7	0.58	<b>22</b>
25A	Truman	Amaya Jimenez	1	1	2	2.00	<b>1</b>
25B	Truman	Alyssa Smith	1	3	4	1.33	<b>7</b>
25C	Truman	Nick Guppy	2	1	3	1.50	<b>4</b>
25D	Truman	Mickayla Tittle	5	6	11	0.37	<b>37</b>
25E	Truman	Destiney Hays	3	5	8	0.53	<b>25</b>
2A	Blue Springs High School	Alexis Gerkin	3	1	4	1.33	<b>7</b>
2B	Blue Springs High School	Justin Baer	6	3	9	0.50	<b>29</b>
2C	Blue Springs High School	Taylor Williams	4	4	8	0.50	<b>27</b>
3A	Blue Springs South	Sareen Khakh	4	6	10	0.42	<b>33</b>
3B	Blue Springs South	Austin Moon	2	2	4	1.00	<b>10</b>
3C	Blue Springs South	Riley Smith	2	5	7	0.70	<b>19</b>
3D	Blue Springs South	Jacob Cook	6	5	11	0.37	<b>37</b>
4A	Carthage High School	Emerson Cochran	5	4	9	0.45	<b>31</b>
4B	Carthage High School	Emily Smith	3	2	5	0.83	<b>12</b>
7A	Independence--Van Horn High School	Philomena Williams	1	1	2	2.00	<b>1</b>
7B	Independence--Van Horn High School	Joselyn Anzaldo	6	6	12	0.33	<b>41</b>
7C	Independence--Van Horn High School	Kalista Harbour	6	6	12	0.33	<b>41</b>
8A	Jefferson City	Catherine Blotevogel	4	2	6	0.75	<b>15</b>
8B	Jefferson City	Lucah Mccullough	4	4	8	0.50	<b>27</b>

## Crabtree Classic Policy Debate

Competitor	Round 1	Round 2	Round 3	Round 4	Totals	Results
<b>10A</b> Lees Summit High School	<b>W</b> - 11B - Neg 6MJ Jennifer Allivato	<b>L</b> - 23C - AFF 6CF Kyle Smith	<b>L</b> - 23A - AFF 6EG Paul Bellman	<b>L</b> - 8C - Neg 6ND Nick Kupec	<b>1-3</b> 175	<b>20th</b>
Josh Willoughby	24.00 (1.00)	19.00 (4.00)	20.00 (4.00)	20.00 (3.00)	83.00	1st
Peyton Reeves	23.00 (2.00)	21.00 (3.00)	28.00 (3.00)	20.00 (4.00)	92.00	1st
<b>11A</b> Liberty HS	<b>W</b> - 23A - Neg 6EU Bruce Cummins	<b>L</b> - 15A - AFF 14A Sam Ferris	<b>W</b> - 12B - Neg 6BM Chris Eichhorn	<b>L</b> - 24A - AFF 6FV Reese Weldng	<b>2-2</b> 223	<b>12th</b>
Allison Potter	28.00 (1.00)	29.00 (4.00)	27.00 (2.00)	27.00 (3.00)	111.00	1st
Addison Henson	26.00 (3.00)	29.00 (3.00)	29.00 (1.00)	28.00 (2.00)	112.00	1st
<b>11B</b> Liberty HS	<b>L</b> - 10A - AFF 6MJ Jennifer Allivato	<b>L</b> - 12B - Neg 6AY Wayne Cade	<b>L</b> - 8A - Neg 6BX Len Lehmann	<b>L</b> - 8D - AFF 6H Lucas Youtsey	<b>0-4</b> 182	<b>29th</b>
Layne Nichols	20.00 (4.00)	21.00 (3.00)	24.00 (3.00)	25.00 (3.00)	90.00	1st
Derek Rhea	23.00 (3.00)	20.00 (4.00)	23.00 (4.00)	26.00 (2.00)	92.00	1st
<b>11C</b> Liberty HS	<b>W</b> - 12A - Neg 6AY Wayne Cade	<b>L</b> - 24A - AFF 6LZ Karen Latier	<b>L</b> - 23B - Neg 6AX Rebekah Cade	<b>W</b> - 23D - AFF 6LT Clay Canfield	<b>2-2</b> 219	<b>13th</b>
Emma Kenney	23.00 (3.00)	28.00 (3.00)	26.00 (4.00)	28.00 (2.00)	105.00	1st
Hannah Sanders	25.00 (1.00)	30.00 (1.00)	29.00 (1.00)	30.00 (1.00)	114.00	1st
<b>11D</b> Liberty HS	<b>W</b> - 26A - AFF 6HZ Todd Demint	<b>W</b> - 19A - Neg 6AX Rebekah Cade	<b>L</b> - 23D - Neg 6KR Melissa Nelson	<b>W</b> - 25A - AFF 6CF Kyle Smith	<b>3-1</b> 202	<b>7th</b>
Summer Olson	26.00 (2.00)	30.00 (1.00)	20.00 (3.00)	28.00 (1.00)	104.00	1st
Jacklyn Drewry	29.00 (1.00)	28.00 (3.00)	20.00 (4.00)	21.00 (4.00)	98.00	1st
<b>11E</b> Liberty HS	<b>W</b> - 8D - AFF 6GA Christy Fitzmorris	<b>L</b> - 25B - Neg 6JU Austin Messmer	<b>W</b> - 12A - Neg 6LA Jeff Gradinger	<b>L</b> - 15A - AFF 6JC Danny Rides	<b>2-2</b> 200	<b>14th</b>
Jackson Mueller	27.00 (3.00)	28.00 (2.00)	21.00 (2.00)	24.00 (4.00)	100.00	1st
Andrew Egbert	28.00 (1.00)	25.00 (4.00)	22.00 (1.00)	25.00 (3.00)	100.00	1st
<b>11F</b> Liberty HS	<b>BYE</b>	<b>W</b> - 8C - AFF 6GC Carl Costavano	<b>L</b> - 25A - Neg 6FR Gilbert Aguire	<b>L</b> - 23C - Neg 6HJ Bryce Grau	<b>2-2</b> 189.33	<b>16th</b>
Weston Brown	23.00 (3.33)	23.00 (3.00)	22.00 (3.00)	24.00 (4.00)	92.00	1st
James Hirsch	24.33 (2.67)	27.00 (1.00)	21.00 (4.00)	25.00 (3.00)	97.33	1st
<b>11G</b> Liberty HS	<b>W</b> - 2A - AFF 6M Shari Hospoolor	<b>W</b> - 3B - Neg 6H Lucas Youtsey	<b>L</b> - 23C - AFF 6BL Tim Fajkus	<b>L</b> - 25B - Neg 6R Brandy	<b>2-2</b> 195	<b>15th</b>
Brennan Kirby	28.00 (2.00)	23.00 (4.00)	18.00 (4.00)	28.00 (2.00)	97.00	1st
Jake Hil	30.00 (1.00)	24.00 (3.00)	18.00 (2.00)	26.00 (4.00)	98.00	1st
<b>12A</b> Liberty North	<b>L</b> - 11C - AFF 6AY Wayne Cade	<b>W</b> - 23B - Neg 10A christina Baron	<b>L</b> - 11E - AFF 6LA Jeff Gradinger	<b>W</b> - 3A - Neg 6GC Carl Costavano	<b>2-2</b> 195	<b>19th</b>
Cami Smith	24.00 (2.00)	28.00 (1.00)	20.00 (4.00)	25.00 (2.00)	97.00	1st
Todd Rogers	22.00 (4.00)	26.00 (2.00)	21.00 (3.00)	29.00 (1.00)	98.00	1st
<b>12B</b> Liberty North	<b>L</b> - 8C - Neg 6LG Amy Chunning	<b>W</b> - 11B - AFF 6AY Wayne Cade	<b>L</b> - 11A - AFF 6BM Chris Eichhorn	<b>L</b> - 23A - Neg 6IN Steve Foutch	<b>1-3</b> 197	<b>25th</b>
Emma Mitchem	27.00 (2.00)	25.00 (2.00)	25.00 (4.00)	22.00 (3.00)	99.00	1st
Abby keller	26.00 (3.00)	26.00 (1.00)	25.00 (3.00)	21.00 (4.00)	98.00	1st
<b>15A</b> Nixa High School	<b>W</b> - 8B - AFF 6HE Jareva McEnary	<b>W</b> - 11A - Neg 14A Sam Ferris	<b>W</b> - 3A - AFF 6HJ Bryce Grau	<b>W</b> - 11E - Neg 6JC Danny Rides	<b>4-0</b> 222.5	<b>1st</b>
rockelfella	26.00 (1.00)	30.00 (1.00)	28.00 (2.00)	29.00 (1.00)	113.00	1st
mende	23.00 (2.00)	30.00 (2.00)	28.50 (1.00)	28.00 (2.00)	109.50	1st
<b>19A</b> Park Hill South Debate	<b>L</b> - 23D - Neg 6AT Dana Stout	<b>L</b> - 11D - AFF 6AX Rebekah Cade	<b>L</b> - 8B - AFF 6MU Austin Andes	<b>W</b> - 26A - Neg 6Y Terri Niles	<b>1-3</b> 201	<b>24th</b>
Thomas Kindle	20.00 (3.00)	27.00 (4.00)	26.00 (2.00)	28.00 (1.00)	101.00	1st
Evan Means	20.00 (4.00)	29.00 (2.00)	25.00 (3.00)	26.00 (3.00)	100.00	1st
<b>23A</b> Springfield Central	<b>L</b> - 11A - AFF 6EU Bruce Cummins	<b>W</b> - 2A - Neg 6FV Reese Weldng	<b>W</b> - 10A - Neg 6EG Paul Bellman	<b>W</b> - 12B - AFF 6IN Steve Foutch	<b>3-1</b> 210	<b>8th</b>
Joseph Cummings	27.00 (2.00)	28.00 (1.00)	29.00 (1.00)	24.00 (1.00)	108.00	1st
Andrew Lee	25.00 (4.00)	26.00 (2.00)	29.00 (2.00)	22.00 (2.00)	102.00	1st
<b>23B</b> Springfield Central	<b>W</b> - 3A - Neg 6LX amy rich	<b>L</b> - 12A - AFF 10A christina Baron	<b>W</b> - 11C - AFF 6AX Rebekah Cade	<b>W</b> - 3B - Neg 6AW Victor Abundis	<b>3-1</b> 215	<b>11th</b>
Sam Barber	28.00 (3.00)	22.00 (4.00)	28.00 (2.00)	30.00 (1.00)	108.00	1st
Adrian Fruge	29.00 (1.00)	26.00 (3.00)	27.00 (3.00)	25.00 (2.00)	107.00	1st
<b>23C</b> Springfield Central	<b>W</b> - 8A - AFF 6KQ Jason Mccale	<b>W</b> - 10A - Neg 6CF Kyle Smith	<b>W</b> - 11G - Neg 6BL Tim Fajkus	<b>W</b> - 11F - AFF 6HJ Bryce Grau	<b>4-0</b> 203.5	<b>2nd</b>
Lee	26.00 (2.00)	24.00 (2.00)	18.00 (3.00)	27.00 (1.00)	95.00	1st
Hamilton	28.00 (1.00)	28.00 (1.00)	26.00 (1.00)	26.50 (2.00)	108.50	1st
<b>23D</b> Springfield Central	<b>W</b> - 19A - AFF 6AT Dana Stout	<b>W</b> - 26A - Neg 3A AJ Taula	<b>W</b> - 11D - AFF 6KR Melissa Nelson	<b>L</b> - 11C - Neg 6LT Clay Canfield	<b>3-1</b> 195	<b>10th</b>
Lauren Lander	20.00 (2.00)	19.00 (4.00)	23.00 (2.00)	27.00 (4.00)	89.00	1st
Seth Bossi	25.00 (1.00)	26.00 (1.00)	27.00 (1.00)	28.00 (3.00)	106.00	1st
<b>23E</b> Springfield Central	<b>L</b> - 25A - Neg 6AX Rebekah Cade	<b>BYE</b>	<b>L</b> - 8C - AFF 6BP Mike Hayes	<b>L</b> - 8A - AFF 6BL Tim Fajkus	<b>1-3</b> 182.67	<b>23rd</b>
Parker Bailey	26.00 (3.00)	25.00 (2.67)	24.00 (2.00)	25.00 (3.00)	100.00	1st
Gerardo Prieto	24.00 (4.00)	20.67 (4.00)	18.00 (4.00)	20.00 (4.00)	82.67	1st
<b>24A</b> Summit Christian academy						<b>3rd</b>

	<b>W</b> - 3B - AFF 6CF Kyle Smith	<b>W</b> - 11C - Neg 6LZ Karen Latier	<b>W</b> - 25B - AFF 6FA Carl Carney	<b>W</b> - 11A - Neg 6FV Reese Weldng	<b>4-0</b> 214	
Connor Healy	27.00 (1.00)	28.00 (4.00)	23.00 (3.00)	29.00 (1.00)	107.00	1st
Corbin Healy	27.00 (2.00)	30.00 (2.00)	25.00 (1.00)	25.00 (4.00)	107.00	1st
<b>25A</b> Truman	<b>W</b> - 23E - AFF 6AX Rebekah Cade	<b>W</b> - 8B - Neg 6MK jackson	<b>W</b> - 11F - AFF 6FR Gilbert Aguire	<b>L</b> - 11D - Neg 6CF Kyle Smith	<b>3-1</b> 208	<b>6th</b>
Derek Alexander Allgood	29.00 (2.00)	24.00 (3.00)	24.00 (2.00)	25.00 (2.00)	102.00	1st
Elijah Carlos Rojas	30.00 (1.00)	28.00 (1.00)	26.00 (1.00)	22.00 (3.00)	106.00	1st
<b>25B</b> Truman	<b>W</b> - 4A - Neg 6K Ernie Ford	<b>W</b> - 11E - AFF 6JU Austin Messmer	<b>L</b> - 24A - Neg 6FA Carl Carney	<b>W</b> - 11G - AFF 6R Brandy	<b>3-1</b> 215	<b>4th</b>
Madeleine Petentler	28.00 (2.00)	28.00 (3.00)	20.00 (4.00)	29.00 (1.00)	105.00	1st
Lorinda Ann Ruz	29.00 (1.00)	29.00 (1.00)	24.00 (2.00)	28.00 (3.00)	110.00	1st
<b>26A</b> University Academy	<b>L</b> - 11D - Neg 6HZ Todd Demint	<b>L</b> - 23D - AFF 3A AJ Taula	<b>W</b> - 2A - Neg 6GC Carl Costavano	<b>L</b> - 19A - AFF 6Y Terri Niles	<b>1-3</b> 175	<b>26th</b>
Raven LaBerrie	18.00 (4.00)	20.00 (3.00)	24.00 (1.00)	23.00 (4.00)	85.00	1st
Ryan Wilson	20.00 (3.00)	24.00 (2.00)	19.00 (3.00)	27.00 (2.00)	90.00	1st
<b>2A</b> Blue Springs High School	<b>L</b> - 11G - Neg 6M Shari Hospoolor	<b>L</b> - 23A - AFF 6FV Reese Weldng	<b>L</b> - 26A - AFF 6GC Carl Costavano	<b>L</b> - 4A - Neg 6AX Rebekah Cade	<b>0-4</b> 168	<b>28th</b>
Laura Verbrugge	20.00 (4.00)	20.00 (4.00)	18.00 (4.00)	20.00 (3.00)	78.00	1st
Jade Scherer	25.00 (3.00)	24.00 (3.00)	22.00 (2.00)	19.00 (4.00)	90.00	1st
<b>3A</b> Blue Springs South	<b>L</b> - 23B - AFF 6LX amy rich	<b>W</b> - 8D - Neg 6LG Amy Chunning	<b>L</b> - 15A - Neg 6HJ Bryce Grau	<b>L</b> - 12A - AFF 6GC Carl Costavano	<b>1-3</b> 211	<b>22nd</b>
Camron Haas	28.00 (2.00)	29.00 (3.00)	25.00 (3.00)	25.00 (3.00)	107.00	1st
Alex Van Dyke	27.00 (4.00)	29.00 (2.00)	24.00 (4.00)	24.00 (4.00)	104.00	1st
<b>3B</b> Blue Springs South	<b>L</b> - 24A - Neg 6CF Kyle Smith	<b>L</b> - 11G - AFF 6H Lucas Youtsey	<b>W</b> - 8D - Neg 6AY Wayne Cade	<b>L</b> - 23B - AFF 6AW Victor Abundis	<b>1-3</b> 190	<b>21st</b>
Tavarus Pennington	22.00 (3.00)	27.00 (1.00)	29.00 (1.00)	18.00 (4.00)	96.00	1st
Kaden Zimmerman	21.00 (4.00)	25.00 (2.00)	28.00 (3.00)	20.00 (3.00)	94.00	1st
<b>4A</b> Carthage High School	<b>L</b> - 25B - AFF 6K Ernie Ford	<b>L</b> - 8A - Neg 6CE Jake Stouill	<b>BYE</b>	<b>W</b> - 2A - AFF 6AX Rebekah Cade	<b>2-2</b> 210.67	<b>18th</b>
Emily Smith	26.00 (4.00)	26.00 (4.00)	25.67 (3.33)	25.00 (2.00)	102.67	1st
Adam Theis	27.00 (3.00)	28.00 (2.00)	27.00 (2.00)	26.00 (1.00)	108.00	1st
<b>8A</b> Jefferson City	<b>L</b> - 23C - Neg 6KQ Jason Mccale	<b>W</b> - 4A - AFF 6CE Jake Stouill	<b>W</b> - 11B - AFF 6BX Len Lehmann	<b>W</b> - 23E - Neg 6BL Tim Fajkus	<b>3-1</b> 208	<b>5th</b>
Michael Waggoner	21.00 (4.00)	29.00 (1.00)	26.00 (2.00)	26.00 (2.00)	102.00	1st
Lucy Liao	24.00 (3.00)	27.00 (3.00)	27.00 (1.00)	28.00 (1.00)	106.00	1st
<b>8B</b> Jefferson City	<b>L</b> - 15A - Neg 6HE Jareva McEnary	<b>L</b> - 25A - AFF 6MK jackson	<b>W</b> - 19A - Neg 6MU Austin Andes	<b>BYE</b>	<b>2-2</b> 188	<b>17th</b>
Hunter Middleton	21.00 (4.00)	21.00 (4.00)	24.00 (4.00)	22.00 (4.00)	88.00	1st
Catherine Blotevogel	22.00 (3.00)	25.00 (2.00)	28.00 (1.00)	25.00 (2.00)	100.00	1st
<b>8C</b> Jefferson City	<b>W</b> - 12B - AFF 6LG Amy Chunning	<b>L</b> - 11F - Neg 6GC Carl Costavano	<b>W</b> - 23E - Neg 6BP Mike Hayes	<b>W</b> - 10A - AFF 6ND Nick Kupec	<b>3-1</b> 196	<b>9th</b>
Rakesh Natarajan	25.00 (4.00)	25.00 (2.00)	26.00 (1.00)	25.00 (1.00)	101.00	1st
Dylan Benedict	28.00 (1.00)	22.00 (4.00)	20.00 (3.00)	25.00 (2.00)	95.00	1st
<b>8D</b> Jefferson City	<b>L</b> - 11E - Neg 6GA Christy Fitzmorris	<b>L</b> - 3A - AFF 6LG Amy Chunning	<b>L</b> - 3B - AFF 6AY Wayne Cade	<b>W</b> - 11B - Neg 6H Lucas Youtsey	<b>1-3</b> 215	<b>27th</b>
Tanner Henley	26.00 (4.00)	29.00 (1.00)	28.00 (2.00)	28.00 (1.00)	111.00	1st
EC Powers	27.00 (2.00)	27.00 (4.00)	27.00 (4.00)	23.00 (4.00)	104.00	1st



## Crabtree Classic Prose Reading

Code	Team	Competitor(s)	Prelims		Rank total	Recips	Prelim result
			1	2			
11A	Liberty HS	Alexis Yeager	6	1	7	1.17	<b>14</b>
11B	Liberty HS	Callie Broyles	3	5	8	0.53	<b>23</b>
11C	Liberty HS	Jonathan Edens	5	6	11	0.37	<b>35</b>
11D	Liberty HS	Grace Cotton	1	4	5	1.25	<b>7</b>
11E	Liberty HS	Olivia McCann	3	4	7	0.58	<b>18</b>
11F	Liberty HS	Kyle Munden	5	5	10	0.40	<b>34</b>
11G	Liberty HS	Carter Martin	5	2	7	0.70	<b>15</b>
14A	Maryville High School	Drew Walker	4	4	8	0.50	<b>26</b>
15A	Nixa High School		1	2	3	1.50	<b>1</b>
16A	North Kansas City High School	Theresa de la Rosa	6	2	8	0.67	<b>21</b>
18A	Oak Grove High School	Ariel Brummell	4	4	8	0.50	<b>26</b>
22A	Savannah	Allisen Hunter	5	1	6	1.20	<b>11</b>
22B	Savannah	Anakin Bush	5	3	8	0.53	<b>23</b>
22C	Savannah	Dalton Davis	1	5	6	1.20	<b>11</b>
23A	Springfield Central	Meredith Wilson	5	2	7	0.70	<b>15</b>
23B	Springfield Central	Soleil Richardson		6	6	0.17	<b>37</b>
2A	Blue Springs High School	Aime Hendricks	2	2	4	1.00	<b>5</b>
2B	Blue Springs High School	Alexis Gerkin	1	7	8	1.14	<b>20</b>
2C	Blue Springs High School	Justin Baer	2	6	8	0.67	<b>21</b>
2D	Blue Springs High School	Courtney Callahan	2	1	3	1.50	<b>1</b>
2E	Blue Springs High School	Simon Englehart	3	1	4	1.33	<b>3</b>
2F	Blue Springs High School	Soffia Hernandez	2	5	7	0.70	<b>15</b>
3A	Blue Springs South	Claudia Chambers	3	5	8	0.53	<b>23</b>
3B	Blue Springs South	Sareen Khakh	4	1	5	1.25	<b>7</b>
3C	Blue Springs South	Austin Moon	4	1	5	1.25	<b>7</b>
3D	Blue Springs South	Jada Page	3	6	9	0.50	<b>29</b>
3E	Blue Springs South	Kelsey Brock	1	5	6	1.20	<b>11</b>
3F	Blue Springs South	Taylor Scott	4	4	8	0.50	<b>26</b>
3G	Blue Springs South	Jacob Cook	6	3	9	0.50	<b>29</b>
3H	Blue Springs South	Xander McCourt	6	4	10	0.42	<b>33</b>
3I	Blue Springs South	Greyson Schaefer	4	3	7	0.58	<b>18</b>
3J	Blue Springs South	Andrew Baerg	7	3	10	0.48	<b>32</b>
3K	Blue Springs South	Margot Reed	2	2	4	1.00	<b>5</b>
4A	Carthage High School	Annie Collier	1	3	4	1.33	<b>3</b>
8A	Jefferson City	Ifeoma Anunoby	2	3	5	0.83	<b>10</b>
8B	Jefferson City	Andrew Maasen	3	6	9	0.50	<b>29</b>
8C	Jefferson City	Amr Ahmed	6	6	12	0.33	<b>36</b>

## Crabtree Classic Public Forum Debate

Competitor	Round 1	Round 2	Round 3	Round 4	Totals	Results
<b>10A</b> Lees Summit High School	<b>W</b> - 23H - AFF 6LI Jacob Finnan <b>W</b> - 23H - AFF 6BS Ron Hartley	<b>L</b> - 11F - AFF 6JT Jack Eisenbarger <b>L</b> - 11F - AFF 6JR Tanner Lange	<b>L</b> - 15C - AFF 6LV Cindy Turner <b>L</b> - 15C - AFF 6GU Michelle Crosby	<b>W</b> - 4C - Neg 6ER Kelly Szala <b>W</b> - 4C - Neg 6EN Allison Newman	<b>4-4</b> 437	<b>35th</b>
Meah Wilburn	27.00 27.00	27.00 24.00	24.00 28.00	30.00 29.00	216.00	1st
Joy Rogers	28.00 29.00	27.00 25.00	27.00 28.00	30.00 27.00	221.00	1st
<b>10B</b> Lees Summit High School	<b>W</b> - 16A - Neg 6MH Samuel Vallejo <b>W</b> - 16A - Neg 6HR Eric Bloss	<b>L</b> - 12A - Neg 6GI Kirby Kavanaugh <b>W</b> - 12A - Neg 6FH Brandon Harpoid	<b>L</b> - 23E - Neg 6GU Michelle Crosby <b>L</b> - 23E - Neg 6LV Cindy Turner	<b>L</b> - 3A - Neg 1D Lyndon Marshall <b>L</b> - 3A - Neg 6AL Agara Kalisz	<b>3-5</b> 451	<b>48th</b>
Mackenzie Gettel	29.00 27.00	26.00 29.00	27.00 28.00	27.00 29.00	222.00	1st
Olivia Pittard	29.00 29.00	28.00 30.00	28.00 29.00	27.00 29.00	229.00	1st
<b>10C</b> Lees Summit High School	<b>W</b> - 12F - AFF 6FB Brad Culver <b>W</b> - 12F - AFF 6JL Jess Sinkula	<b>W</b> - 8E - AFF 6JS Zach Ortinau <b>W</b> - 8E - AFF 6GO Vernon Birmingham	<b>L</b> - 12E - AFF 6GF Sarah Brown <b>L</b> - 12E - AFF 6IN Steve Foutch	<b>L</b> - 12B - Neg 6MX Ben Sebastian <b>L</b> - 12B - Neg 6JA Esperanza Villamayor	<b>4-4</b> 435	<b>28th</b>
Jada VanDuyne	27.00 30.00	26.00 28.00	27.00 26.00	28.00 27.00	219.00	1st
Truman Runyan	26.00 24.00	27.00 28.00	28.00 27.00	29.00 27.00	216.00	1st
<b>10D</b> Lees Summit High School	<b>L</b> - 13A - AFF 6DA Jim Soendker <b>L</b> - 13A - AFF 6ID Rebecca Mertz	<b>L</b> - 12G - AFF 6DM Carolyn Bidwell <b>L</b> - 12G - AFF 6MI Alisa Connelly	<b>W</b> - 13F - Neg 6M Shari Hospoolor <b>L</b> - 13F - Neg 6MR Caylah Frankle	<b>L</b> - 8F - AFF 6HN Amy Roberts <b>L</b> - 8F - AFF 6IL Mary Jane Fatch	<b>2-6</b> 407	<b>62nd</b>
Amanda Coney	26.00 28.00	23.00 25.00	28.00 27.00	26.00 24.00	207.00	1st
Seth Garrett	24.00 24.00	22.00 24.00	27.00 28.00	24.00 27.00	200.00	1st
<b>11A</b> Liberty HS	<b>W</b> - 8E - Neg 6GZ Marlene Grieco <b>W</b> - 8E - Neg 6BQ Liz Seymous	<b>W</b> - 25B - Neg 14B Trudy Kinman <b>L</b> - 25B - Neg 6BS Ron Hartley	<b>W</b> - 23D - Neg 6K Ernie Ford <b>L</b> - 23D - Neg 6AP Vanessa Hoffman	<b>L</b> - 23E - Neg 6FZ Lara Ummelmaan <b>L</b> - 23E - Neg 6HK Bryan Roberts	<b>4-4</b> 439	<b>38th</b>
Michella Anaya	27.00 26.00	28.00 28.00	28.00 26.00	28.00 29.00	220.00	1st
Maddie McGregor	27.00 28.00	27.00 25.00	29.00 27.00	27.00 29.00	219.00	1st
<b>11B</b> Liberty HS	<b>W</b> - 18B - AFF 6AN Chris Scharnhorst <b>W</b> - 18B - AFF 6DO Roger Bidwell	<b>W</b> - 16B - Neg 6BQ Liz Seymous <b>W</b> - 16B - Neg 6GA Christy Fitzmorris	<b>L</b> - 12B - AFF 6AT Dana Stout <b>L</b> - 12B - AFF 6AM Patricia Sharp	<b>L</b> - 23C - AFF 6JT Jack Eisenbarger <b>W</b> - 23C - AFF 6MY Robert King	<b>5-3</b> 445	<b>19th</b>
Mariah Shipley	28.00 30.00	27.00 30.00	29.00 27.00	29.00 28.00	228.00	1st
Hannah Spell	25.00 28.00	27.00 28.00	29.00 28.00	26.00 26.00	217.00	1st
<b>11C</b> Liberty HS	<b>L</b> - 25C - AFF 6CU Tyler Lake <b>W</b> - 25C - AFF 6AZ Teresa Sidwell	<b>L</b> - 4B - AFF 6FH Brandon Harpoid <b>L</b> - 4B - AFF 6GI Kirby Kavanaugh	<b>W</b> - 12J - AFF 6J Jim Young <b>W</b> - 12J - AFF 6ET Jeff Basch	<b>W</b> - 15D - Neg 6AM Patricia Sharp <b>W</b> - 15D - Neg 6DH Kim myer	<b>5-3</b> 431	<b>22nd</b>
Lauren Cochran	26.00 27.00	28.00 27.00	22.00 26.00	29.00 26.00	211.00	1st
Olivia Newell	26.00 27.00	29.00 27.00	28.00 27.00	28.00 28.00	220.00	1st
<b>11D</b> Liberty HS	<b>W</b> - 15B - AFF 6GK Larry Marcel <b>W</b> - 15B - AFF 6GG Sherry Lynn Abel-Martin	<b>W</b> - 4A - Neg 6LT Clay Canfield <b>W</b> - 4A - Neg 6J Jim Young	<b>W</b> - 23C - Neg 6DZ Jacquie Risner <b>W</b> - 23C - Neg 6GN Jennifer Reese	<b>FORFEIT</b>	<b>6-2</b> 340	<b>18th</b>
Andrue Johnson	28.00 27.00	28.00 25.00	28.00 29.00		165.00	1st
Molly Day	30.00 29.00	26.00 30.00	30.00 30.00		175.00	1st
<b>11E</b> Liberty HS	<b>W</b> - 13E - Neg 6LZ Karen Latier <b>W</b> - 13E - Neg 6HQ Katie Bloss	<b>L</b> - 23D - Neg 6BS Ron Hartley <b>W</b> - 23D - Neg 14B Trudy Kinman	<b>W</b> - 25C - Neg 6CN Kaci Flaughter <b>W</b> - 25C - Neg 6AE Mike Pundergust	<b>L</b> - 23G - Neg 6LO Melissa Weidmaier <b>W</b> - 23G - Neg 6AY Wayne Cade	<b>6-2</b> 453	<b>15th</b>
Alana Pendergraft	30.00 28.00	28.00 30.00	28.00 28.00	26.00 29.00	227.00	1st
Connor Wilcox	29.00 29.00	27.00 30.00	28.00 29.00	24.00 30.00	226.00	1st
<b>11F</b> Liberty HS	<b>L</b> - 12B - Neg 6CU Tyler Lake <b>L</b> - 12B - Neg 6AZ Teresa Sidwell	<b>W</b> - 10A - Neg 6JT Jack Eisenbarger <b>W</b> - 10A - Neg 6JR Tanner Lange	<b>L</b> - 23K - Neg 6C Ann Redinger <b>L</b> - 23K - Neg 6HW Jason Bohn	<b>L</b> - 12H - AFF 6EW Jackie Smith <b>L</b> - 12H - AFF 6MZ Tegan Jarchow	<b>2-6</b> 429	<b>57th</b>
Grace Johannes	25.00 25.00	30.00 29.00	26.00 25.00	26.00 26.00	215.00	1st
TJ Cowger	25.00 24.00	28.00 27.00	29.00 28.00	26.00 27.00	214.00	1st
<b>11G</b> Liberty HS						<b>63rd</b>

	L - 4C - Neg 6BZ Donna Kavanaugh L - 4C - Neg 6N Celeste Snyder	L - 3C - AFF 6BG Charles Smith L - 3C - AFF 4A Susan Bartlett	L - 16B - AFF 6IN Steve Foutch L - 16B - AFF 6GF Sarah Brown	W - 13G - AFF 6JT Jack Eisenbarger W - 13G - AFF 6MY Robert King	2-6 363	
Alex Lonsdale	26.00 10.00	20.00 26.00	23.00 28.00	23.00 24.00	180.00	1st
Tony Lonsdale	27.00 10.00	20.00 26.00	24.00 26.00	24.00 26.00	183.00	1st
<b>11H Liberty HS</b>	L - 23C - AFF 6FH Brandon Harpoid L - 23C - AFF 6BH Kati Lewis	L - 19A - AFF 6GO Vernon Birmingham W - 19A - AFF 6JS Zach Ortinau	W - 3B - AFF 6MR Caylah Frankle L - 3B - AFF 6M Shari Hoopoolor	W - 8H - AFF 6MI Alisa Connelly W - 8H - AFF 6AT Dana Stout	4-4 419	<b>43rd</b>
Evan Nelson	27.00 25.00	23.00 28.00	26.00 27.00	26.00 27.00	209.00	1st
Joanie Bell	29.00 27.00	22.00 24.00	25.00 29.00	27.00 27.00	210.00	1st
<b>12A Liberty North</b>	L - 4B - Neg 6GF Sarah Brown W - 4B - Neg 6FC Brian Tomanio	W - 10B - AFF 6GI Kirby Kavanaugh L - 10B - AFF 6FH Brandon Harpoid	W - 3C - Neg 6AT Dana Stout W - 3C - Neg 6AM Patricia Sharp	W - 23H - Neg 6DG Lauren Leonard W - 23H - Neg 6NC Shawn Woedl	6-2 461	<b>14th</b>
Isaac Keller	27.00 28.00	30.00 29.00	29.00 29.00	28.00 29.00	229.00	1st
Mac Newton	28.00 29.00	29.00 30.00	29.00 29.00	28.00 30.00	232.00	1st
<b>12B Liberty North</b>	W - 11F - AFF 6AZ Teresa Sidwell W - 11F - AFF 6CU Tyler Lake	<b>BYE</b>	W - 11B - Neg 6AT Dana Stout W - 11B - Neg 6AM Patricia Sharp	W - 10C - AFF 6MX Ben Sebastian W - 10C - AFF 6JA Esperanza Villamayor	8-0 449.34	<b>3rd</b>
Whitney Wilson	28.00 28.00	28.50 28.50	29.00 29.00	28.00 29.00	228.00	1st
Mattie Seley	27.00 27.00	27.67 27.67	29.00 29.00	28.00 26.00	221.34	1st
<b>12C Liberty North</b>	W - 23F - AFF 6LI Jacob Finnan W - 23F - AFF 6BS Ron Hartley	W - 13B - AFF 6AT Dana Stout W - 13B - AFF 6ML Laurie Wilburn	L - 25A - Neg 6AS Sandy Ruppert L - 25A - Neg 6MQ Taylor Bates	L - 23B - AFF 6FC Brian Tomanio L - 23B - AFF 6BB Wendy Berry	4-4 453	<b>29th</b>
Elizabeth Potterf	30.00 28.00	29.00 29.00	27.00 29.00	28.00 28.00	229.00	1st
Sydney Neal	28.00 29.00	29.00 29.00	25.00 27.00	28.00 29.00	224.00	1st
<b>12D Liberty North</b>	W - 19B - AFF 6LH Josh Chunning W - 19B - AFF 6CI Alanna Seymour	L - 15C - Neg 6KK Kristy Wegner L - 15C - Neg 6CU Tyler Lake	W - 8D - AFF 6KW Tricia Redinger W - 8D - AFF 6AU Richard Stout	W - 13D - AFF 6AM Patricia Sharp W - 13D - AFF 6DH Kim myer	6-2 450	<b>10th</b>
Carman Stephenson	26.00 30.00	24.00 27.00	30.00 27.00	29.00 30.00	223.00	1st
Jordan jackson	27.00 30.00	24.00 29.00	30.00 29.00	29.00 29.00	227.00	1st
<b>12E Liberty North</b>	W - 16B - Neg 6IE Maureen Stockwell W - 16B - Neg 6BT Lorie Hartley	W - 15B - Neg 6BH Kati Lewis W - 15B - Neg 6MM Kyle Howe	W - 10C - Neg 6GF Sarah Brown W - 10C - Neg 6IN Steve Foutch	<b>BYE</b>	8-0 449.34	<b>2nd</b>
Brady Graves	28.00 30.00	27.00 28.00	27.00 29.00	28.17 28.17	225.34	1st
Anthony Whalen	29.00 28.00	26.00 28.00	29.00 28.00	28.00 28.00	224.00	1st
<b>12F Liberty North</b>	L - 10C - Neg 6FB Brad Culver L - 10C - Neg 6JL Jess Sinkula	W - 2A - AFF 6CI Alanna Seymour L - 2A - AFF 6LN Ashley Geddings	<b>BYE</b>	L - 4A - Neg 6BA Mike Berry W - 4A - Neg 6GB Shawn Fitzmorris	4-4 437.34	<b>47th</b>
Matt Calcara	24.00 28.00	30.00 26.00	27.00 27.00	27.00 27.00	216.00	1st
nick smith	28.00 25.00	30.00 27.00	27.67 27.67	28.00 28.00	221.34	1st
<b>12G Liberty North</b>	W - 13C - Neg 6BI Michelle Lewis W - 13C - Neg 6BG Charles Smith	W - 10D - Neg 6DM Carolyn Bidwell W - 10D - Neg 6MI Alisa Connelly	L - 15A - Neg 6EN Allison Newman L - 15A - Neg 6ER Kelly Szala	L - 23J - Neg 6AY Wayne Cade L - 23J - Neg 6LO Melissa Weidmaier	4-4 419	<b>31st</b>
Connor Thompson	27.00 25.00	25.00 26.00	20.00 27.00	27.00 24.00	201.00	1st
Madi Barrett	29.00 27.00	26.00 27.00	25.00 28.00	28.00 28.00	218.00	1st
<b>12H Liberty North</b>	L - 25A - Neg 6FH Brandon Harpoid L - 25A - Neg 6BH Kati Lewis	W - 13G - AFF 6JB Aris Villamayor W - 13G - AFF 6K Ernie Ford	W - 8B - Neg 6J Jim Young W - 8B - Neg 6ET Jeff Basch	W - 11F - Neg 6EW Jackie Smith W - 11F - Neg 6MZ Tegan Jarchow	6-2 443	<b>11th</b>
Sadik Mohammed	29.00 27.00	26.00 24.00	29.00 28.00	27.00 29.00	219.00	1st
madi Newton	29.00 29.00	27.00 28.00	27.00 29.00	27.00 28.00	224.00	1st
<b>12I Liberty North</b>	W - 8F - Neg 6JL Jess Sinkula W - 8F - Neg 6FB Brad Culver	W - 18B - Neg 6KK Kristy Wegner W - 18B - Neg 6CU Tyler Lake	L - 23B - Neg 6AP Vanessa Hoffman L - 23B - Neg 6K Ernie Ford	W - 25A - Neg 6HU Andrew Christofferson W - 25A - Neg 6KX Candace Hanlen	6-2 426	<b>8th</b>
Clayton Brashears	27.00 28.00	24.00 25.00	27.00 27.00	27.00 26.00	211.00	1st
Harrison Frawley					215.00	1st

	29.00 27.00	23.00 26.00	28.00 26.00	28.00 28.00		
<b>12J Liberty North</b>	L - 3A - AFF 6FC Brian Tomanio L - 3A - AFF 6GF Sarah Brown	L - 15D - Neg 6Q Amy Hayes W - 15D - Neg 6LY Max Schoettger	L - 11C - Neg 6J Jim Young L - 11C - Neg 6ET Jeff Basch	L - 25B - Neg 6FZ Lara Ummelmaan W - 25B - Neg 6HK Bryan Roberts	<b>2-6</b> 412	<b>60th</b>
Kim Ngyeun	23.00 28.00	23.00 25.00	23.00 27.00	24.00 27.00	206.00	1st
Tinh Nim	25.00 27.00	23.00 26.00	25.00 25.00	27.00 28.00	206.00	1st
<b>13A Marshall</b>	W - 10D - Neg 6DA Jim Soendker W - 10D - Neg 6ID Rebecca Mertz	L - 23C - Neg 6Q Amy Hayes L - 23C - Neg 6LY Max Schoettger	L - 23H - Neg 6BK Alex Merker W - 23H - Neg 6LW James Schold	W - 3C - AFF 6EN Allison Newman L - 3C - AFF 6ER Kelly Szala	<b>4-4</b> 404	<b>44th</b>
Devan Green	25.00 26.00	24.00 23.00	24.00 24.00	26.00 26.00	198.00	1st
Rhiannon Bowlen	28.00 29.00	23.00 21.00	25.00 26.00	27.00 27.00	206.00	1st
<b>13B Marshall</b>	L - 15A - AFF 6ID Rebecca Mertz L - 15A - AFF 6DA Jim Soendker	L - 12C - Neg 6ML Laurie Wilburn L - 12C - Neg 6AT Dana Stout	L - 16A - AFF 6DH Kim myer L - 16A - AFF 6DG Lauren Leonard	L - 15B - AFF 6M Shari Hospoolor L - 15B - AFF 6EU Bruce Cummins	<b>0-8</b> 388	<b>70th</b>
Francisco Camacho	20.00 23.00	23.00 26.00	25.00 23.00	25.00 26.00	191.00	1st
Easton Blackburn	24.00 25.00	24.00 24.00	26.00 24.00	24.00 26.00	197.00	1st
<b>13C Marshall</b>	L - 12G - AFF 6BI Michelle Lewis L - 12G - AFF 6BG Charles Smith	L - 23B - Neg 6AM Patricia Sharp L - 23B - Neg 6FB Brad Culver			<b>0-4</b> 197	<b>73rd</b>
Alexander Toliver	26.00 25.00	26.00 24.00			101.00	1st
Payten Francisco	24.00 22.00	24.00 26.00			96.00	1st
<b>13D Marshall</b>	W - 8I - AFF 6HK Bryan Roberts W - 8I - AFF 6GU Michelle Crosby	L - 23I - AFF 6GA Christy Fitzmorris L - 23I - AFF 6BQ Liz Seymours	L - 4C - AFF 6IZ Bill Gradinger L - 4C - AFF 6I Sherri Young	L - 12D - Neg 6DH Kim myer L - 12D - Neg 6AM Patricia Sharp	<b>2-6</b> 400	<b>59th</b>
Donna Sutherland	25.00 26.00	24.00 21.00	28.00 26.00	25.00 24.00	199.00	1st
India Workcuff	25.00 26.00	26.00 23.00	27.00 22.00	26.00 26.00	201.00	1st
<b>13E Marshall</b>	L - 11E - AFF 6LZ Karen Latier L - 11E - AFF 6HQ Katie Bloss	L - 23H - Neg 6M Shari Hospoolor L - 23H - Neg 6GG Sherry Lynn Abel-Martin	W - 8F - AFF 6IZ Bill Gradinger L - 8F - AFF 6I Sherri Young	L - 16A - Neg 6EL Mark Hanlon L - 16A - Neg 6LY Max Schoettger	<b>1-7</b> 394	<b>68th</b>
Hope James	26.00 23.00	25.00 26.00	28.00 23.00	26.00 24.00	201.00	1st
Martin Hynick	24.00 23.00	24.00 24.00	27.00 24.00	24.00 23.00	193.00	1st
<b>13F Marshall</b>	L - 2B - Neg 6KM Allyson Waller L - 2B - Neg 6JB Aris Villamayor	L - 8D - AFF 6LN Ashley Geddins L - 8D - AFF 6CI Alanna Seymour	L - 10D - AFF 6M Shari Hospoolor L - 10D - AFF 6MR Caylah Frankle	L - 19B - AFF 6AT Dana Stout L - 19B - AFF 6MI Alisa Connelly	<b>0-8</b> 360	<b>72nd</b>
Andrea Umana	23.00 24.00	26.00 15.00	25.00 25.00	24.00 24.00	186.00	1st
Dayjha Hill	15.00 24.00	24.00 15.00	24.00 25.00	24.00 23.00	174.00	1st
<b>13G Marshall</b>	L - 23G - AFF 6HR Eric Bloss L - 23G - AFF 6MH Samuel Vallejo	L - 12H - Neg 6JB Aris Villamayor L - 12H - Neg 6K Ernie Ford	L - 15B - Neg 6EN Allison Newman L - 15B - Neg 6ER Kelly Szala	L - 11G - Neg 6MY Robert King L - 11G - Neg 6JT Jack Eisenbarger	<b>0-8</b> 381	<b>71st</b>
Alexandria Sauer	25.00 24.00	25.00 22.00	23.00 24.00	23.00 23.00	189.00	1st
Marissa Vestal	25.00 25.00	24.00 23.00	24.00 26.00	22.00 23.00	192.00	1st
<b>14A Maryville High School</b>	<b>BYE</b>	L - 23J - Neg 6BH Kati Lewis L - 23J - Neg 6MM Kyle Howe	W - 16C - Neg 6AU Richard Stout L - 16C - Neg 6KW Tricia Redinger	L - 23F - Neg 6BB Wendy Berry L - 23F - Neg 6FC Brian Tomanio	<b>3-5</b> 426.66	<b>50th</b>
Hannah Hawthorne	26.83 26.83	27.00 28.00	26.00 25.00	28.00 27.00	214.66	1st
Chase Newberry	26.50 26.50	29.00 27.00	28.00 28.00	23.00 24.00	212.00	1st
<b>15A Nixa High School</b>	W - 13B - Neg 6ID Rebecca Mertz W - 13B - Neg 6DA Jim Soendker	W - 23A - AFF 6DM Carolyn Bidwell W - 23A - AFF 6MI Alisa Connelly	W - 12G - AFF 6EN Allison Newman W - 12G - AFF 6ER Kelly Szala	W - 2B - AFF 6NA Will Seiler L - 2B - AFF 6LA Jeff Gradinger	<b>7-1</b> 451	<b>5th</b>
Heath Fusco	29.00 28.00	27.00 27.00	30.00 30.00	28.00 25.00	224.00	1st
Leila Ismaio	29.00 29.00	28.00 29.00	30.00 30.00	29.00 23.00	227.00	1st
<b>15B Nixa High School</b>	L - 11D - Neg 6GK Larry Marcel L - 11D - Neg 6GG Sherry Lynn Abel-Martin	L - 12E - AFF 6MM Kyle Howe L - 12E - AFF 6BH Kati Lewis	W - 13G - AFF 6EN Allison Newman W - 13G - AFF 6ER Kelly Szala	W - 13B - Neg 6M Shari Hospoolor W - 13B - Neg 6EU Bruce Cummins	<b>4-4</b> 435	<b>30th</b>
Reagan Gunter					211.00	1st

	25.00 23.00	26.00 23.00	27.00 29.00	30.00 28.00		
Ronnie Warren	28.00 28.00	27.00 24.00	28.00 30.00	30.00 29.00	224.00	1st
<b>15C Nixa High School</b>	<b>L - 23J - AFF</b> 6N Celeste Snyder <b>L - 23J - AFF</b> 6BZ Donna Kavanaugh	<b>W - 12D - AFF</b> 6CU Tyler Lake <b>W - 12D - AFF</b> 6KK Kristy Wegner	<b>W - 10A - Neg</b> 6LV Cindy Turner <b>W - 10A - Neg</b> 6GU Michelle Crosby	<b>W - 8D - Neg</b> 6M Shari Hospoolor <b>W - 8D - Neg</b> 6EU Bruce Cummins	<b>6-2</b> 412	<b>9th</b>
Mark Meads	10.00 28.00	26.00 26.00	29.00 29.00	29.00 29.00	206.00	1st
Sophia Jackson	15.00 27.00	27.00 24.00	27.00 28.00	30.00 28.00	206.00	1st
<b>15D Nixa High School</b>	<b>L - 8C - AFF</b> 6GI Kirby Kavanaugh <b>L - 8C - AFF</b> 6CA Kent Kavanaugh	<b>L - 12J - AFF</b> 6LY Max Schoettger <b>W - 12J - AFF</b> 6Q Amy Hayes	<b>W - 25B - AFF</b> 6AS Sandy Ruppert <b>W - 25B - AFF</b> 6MQ Taylor Bates	<b>L - 11C - AFF</b> 6DH Kim myer <b>L - 11C - AFF</b> 6AM Patricia Sharp	<b>3-5</b> 433	<b>52nd</b>
Emily Smith	28.00 27.00	25.00 24.00	28.00 27.00	26.00 27.00	212.00	1st
Tristan Starnes	29.00 27.00	26.00 28.00	29.00 28.00	27.00 27.00	221.00	1st
<b>15E Nixa High School</b>			<b>BYE</b>		<b>2-0</b> 0	<b>67th</b>
<b>15F Nixa High School</b>			<b>FORFEIT</b>		<b>0-2</b> 0	<b>75th</b>
<b>16A North Kansas City High School</b>	<b>L - 10B - AFF</b> 6MH Samuel Vallejo <b>L - 10B - AFF</b> 6HR Eric Bloss	<b>L - 23F - Neg</b> 6AT Dana Stout <b>L - 23F - Neg</b> 6ML Laurie Wilburn	<b>W - 13B - Neg</b> 6DG Lauren Leonard <b>W - 13B - Neg</b> 6DH Kim myer	<b>W - 13E - AFF</b> 6EL Mark Hanlon <b>W - 13E - AFF</b> 6LY Max Schoettger	<b>4-4</b> 414	<b>34th</b>
Molly King	27.00 25.00	26.00 25.00	26.00 29.00	28.00 26.00	212.00	1st
Gabby Campbell	27.00 25.00	26.00 22.00	24.00 28.00	27.00 23.00	202.00	1st
<b>16B North Kansas City High School</b>	<b>L - 12E - AFF</b> 6IE Maureen Stockwell <b>L - 12E - AFF</b> 6BT Lorie Hartley	<b>L - 11B - AFF</b> 6GA Christy Fitzmorris <b>L - 11B - AFF</b> 6BQ Liz Seymous	<b>W - 11G - Neg</b> 6IN Steve Foutch <b>W - 11G - Neg</b> 6GF Sarah Brown	<b>W - 8I - AFF</b> 6HU Andrew Christofferson <b>W - 8I - AFF</b> 6KX Candace Hanlen	<b>4-4</b> 411	<b>33rd</b>
Kelly Nguyen	25.00 26.00	27.00 25.00	25.00 27.00	22.00 28.00	205.00	1st
Cesia Bates	26.00 27.00	28.00 25.00	24.00 28.00	25.00 23.00	206.00	1st
<b>16C North Kansas City High School</b>	<b>L - 8H - AFF</b> 6BI Michelle Lewis <b>W - 8H - AFF</b> 6BG Charles Smith	<b>W - 23K - Neg</b> 6FB Brad Culver <b>L - 23K - Neg</b> 6AM Patricia Sharp	<b>L - 14A - AFF</b> 6AU Richard Stout <b>W - 14A - AFF</b> 6KW Tricia Redinger	<b>L - 2A - Neg</b> 6LY Max Schoettger <b>L - 2A - AFF</b> 6EL Mark Hanlon	<b>3-5</b> 414	<b>56th</b>
Sara Ragsdale	28.00 27.00	27.00 26.00	27.00 30.00	28.00 27.00	220.00	1st
Jacob Earnshaw	24.00 22.00	24.00 24.00	23.00 30.00	23.00 24.00	194.00	1st
<b>18A Oak Grove High School</b>	<b>W - 23L - AFF</b> 6J Jim Young <b>L - 23L - AFF</b> 6KR Melissa Nelson	<b>W - 8C - AFF</b> 6AA Aaron Graham <b>L - 8C - AFF</b> 6DH Kim myer	<b>L - 23A - AFF</b> 6GN Jennifer Reese <b>L - 23A - AFF</b> 6DZ Jacquie Risner	<b>W - 25C - AFF</b> 6AB Mike Burke <b>W - 25C - AFF</b> 6MO Tina WeirDMAier	<b>4-4</b> 399	<b>45th</b>
Connor Katchmarik	27.00 24.00	28.00 15.00	26.00 28.00	23.00 27.00	198.00	1st
Malinda Steiner	20.00 25.00	23.00 27.00	24.00 26.00	28.00 28.00	201.00	1st
<b>18B Oak Grove High School</b>	<b>L - 11B - Neg</b> 6AN Chris Scharnhorst <b>L - 11B - Neg</b> 6DO Roger Bidwell	<b>L - 12I - AFF</b> 6KK Kristy Wegner <b>L - 12I - AFF</b> 6CU Tyler Lake			<b>0-4</b> 179	<b>74th</b>
TJ Jackson	20.00 24.00	20.00 25.00			89.00	1st
Zach Kroah	20.00 25.00	22.00 23.00			90.00	1st
<b>19A Park Hill South Debate</b>	<b>W - 8D - Neg</b> 6KR Melissa Nelson <b>W - 8D - Neg</b> 6J Jim Young	<b>W - 11H - Neg</b> 6GO Vernon Birmingham <b>L - 11H - Neg</b> 6JS Zach Ortinau	<b>L - 23G - Neg</b> 6LT Clay Canfield <b>L - 23G - Neg</b> 6AB Mike Burke	<b>W - 23L - Neg</b> 6MX Ben Sebastian <b>L - 23L - Neg</b> 6JA Esperanza Villamayor	<b>4-4</b> 427	<b>42nd</b>
Regan Frederick	28.00 25.00	27.00 24.00	28.00 24.00	28.00 28.00	212.00	1st
Mara Peek	29.00 28.00	25.00 26.00	27.00 25.00	29.00 26.00	215.00	1st
<b>19B Park Hill South Debate</b>	<b>L - 12D - Neg</b> 6LH Josh Chunning <b>L - 12D - Neg</b> 6CI Alanna Seymour	<b>L - 23E - AFF</b> 6GG Sherry Lynn Abel-Martin <b>L - 23E - AFF</b> 6M Shari Hospoolor	<b>W - 8E - AFF</b> 6DG Lauren Leonard <b>W - 8E - AFF</b> 6DH Kim myer	<b>W - 13F - Neg</b> 6AT Dana Stout <b>W - 13F - Neg</b> 6MI Alisa Connelly	<b>4-4</b> 445	<b>32nd</b>
Annie Buckles	25.00 30.00	29.00 27.00	27.00 29.00	28.00 26.00	221.00	1st
Maya Yildirim	28.00 30.00	29.00 28.00	26.00 28.00	28.00 27.00	224.00	1st
<b>23A Springfield Central</b>	<b>W - 28A - Neg</b> 6GI Kirby Kavanaugh <b>W - 28A - Neg</b> 6CA Kent Kavanaugh	<b>L - 15A - Neg</b> 6MI Alisa Connelly <b>L - 15A - Neg</b> 6DM Carolyn Bidwell	<b>W - 18A - Neg</b> 6GN Jennifer Reese <b>L - 18A - Neg</b> 6DZ Jacquie Risner	<b>W - 4B - AFF</b> 6MZ Tegan Jarchow <b>L - 4B - AFF</b> 6EW Jackie Smith	<b>5-3</b> 453	<b>20th</b>
Jeff Su	30.00 27.00	27.00 28.00	30.00 30.00	28.00 27.00	227.00	1st

Ben Zimmerman	30.00 29.00	28.00 24.00	29.00 29.00	30.00 27.00	226.00	1st
<b>23B</b> Springfield Central	<b>W</b> - 3C - Neg 6DO Roger Bidwell <b>W</b> - 3C - Neg 6AN Chris Scharnhorst	<b>W</b> - 13C - AFF 6AM Patricia Sharp <b>W</b> - 13C - AFF 6FB Brad Culver	<b>W</b> - 12I - AFF 6K Ernie Ford <b>W</b> - 12I - AFF 6AP Vanessa Hoffman	<b>W</b> - 12C - Neg 6FC Brian Tomanio <b>W</b> - 12C - Neg 6BB Wendy Berry	<b>8-0</b> 463	<b>1st</b>
Matt Nguyen	30.00 29.00	29.00 27.00	28.00 29.00	30.00 30.00	232.00	1st
August McGrail	29.00 27.00	29.00 28.00	30.00 29.00	29.00 30.00	231.00	1st
<b>23C</b> Springfield Central	<b>W</b> - 11H - Neg 6FH Brandon Harpoid <b>W</b> - 11H - Neg 6BH Kati Lewis	<b>W</b> - 13A - AFF 6Q Amy Hayes <b>W</b> - 13A - AFF 6LY Max Schoettger	<b>L</b> - 11D - AFF 6DZ Jacquie Risner <b>L</b> - 11D - AFF 6GN Jennifer Reese	<b>W</b> - 11B - Neg 6JT Jack Eisenbarger <b>L</b> - 11B - Neg 6MY Robert King	<b>5-3</b> 440	<b>21st</b>
Bao Ha	29.00 28.00	27.00 24.00	29.00 28.00	27.00 27.00	219.00	1st
Ben Moore	28.00 29.00	25.00 27.00	27.00 27.00	29.00 29.00	221.00	1st
<b>23D</b> Springfield Central	<b>W</b> - 25B - Neg 6BQ Liz Seymours <b>W</b> - 25B - Neg 6GZ Marlene Grieco	<b>L</b> - 11E - AFF 14B Trudy Kinman <b>W</b> - 11E - AFF 6BS Ron Hartley	<b>L</b> - 11A - AFF 6K Ernie Ford <b>W</b> - 11A - AFF 6AP Vanessa Hoffman	<b>L</b> - 8C - Neg 6NC Shawn Woedl <b>W</b> - 8C - Neg 6DG Lauren Leonard	<b>5-3</b> 447	<b>23rd</b>
Morgan Passina	28.00 29.00	29.00 29.00	26.00 28.00	28.00 25.00	222.00	1st
Nathan Pulis	28.00 29.00	29.00 27.00	27.00 28.00	28.00 29.00	225.00	1st
<b>23E</b> Springfield Central	<b>L</b> - 8A - AFF 6CI Alanna Seymour <b>W</b> - 8A - AFF 6LH Josh Chunning	<b>W</b> - 19B - Neg 6GG Sherry Lynn Abel-Martin <b>W</b> - 19B - Neg 6M Shari Hospoolor	<b>W</b> - 10B - AFF 6LV Cindy Turner <b>W</b> - 10B - AFF 6GU Michelle Crosby	<b>W</b> - 11A - AFF 6HK Bryan Roberts <b>W</b> - 11A - AFF 6FZ Lara Ummelmaan	<b>7-1</b> 445	<b>6th</b>
Adeesh Parvarthaneni	23.00 28.00	29.00 30.00	27.00 28.00	29.00 30.00	224.00	1st
Caleb Conaway	20.00 28.00	29.00 29.00	29.00 28.00	29.00 29.00	221.00	1st
<b>23F</b> Springfield Central	<b>L</b> - 12C - Neg 6LI Jacob Finnan <b>L</b> - 12C - Neg 6BS Ron Hartley	<b>W</b> - 16A - AFF 6ML Laurie Wilburn <b>W</b> - 16A - AFF 6AT Dana Stout	<b>W</b> - 2A - Neg 6AE Mike Pundergust <b>W</b> - 2A - Neg 6CN Kaci Flaughner	<b>W</b> - 14A - AFF 6FC Brian Tomanio <b>W</b> - 14A - AFF 6BB Wendy Berry	<b>6-2</b> 451	<b>13th</b>
Halle Farrar	26.00 27.00	29.00 28.00	28.00 29.00	29.00 30.00	226.00	1st
Sam Weiler	26.00 28.00	27.00 29.00	29.00 27.00	29.00 30.00	225.00	1st
<b>23G</b> Springfield Central	<b>W</b> - 13G - Neg 6HR Eric Bloss <b>W</b> - 13G - Neg 6MH Samuel Vallejo	<b>W</b> - 3A - Neg 6BG Charles Smith <b>L</b> - 3A - Neg 4A Susan Bartlett	<b>W</b> - 19A - AFF 6LT Clay Canfield <b>W</b> - 19A - AFF 6AB Mike Burke	<b>W</b> - 11E - AFF 6LO Melissa Weidmaier <b>L</b> - 11E - AFF 6AY Wayne Cade	<b>6-2</b> 450	<b>16th</b>
Meredith Wilson	30.00 29.00	29.00 27.00	29.00 28.00	23.00 29.00	224.00	1st
Nadine Elkady	30.00 29.00	27.00 28.00	29.00 27.00	27.00 29.00	226.00	1st
<b>23H</b> Springfield Central	<b>L</b> - 10A - Neg 6BS Ron Hartley <b>L</b> - 10A - Neg 6LI Jacob Finnan	<b>W</b> - 13E - AFF 6GG Sherry Lynn Abel-Martin <b>W</b> - 13E - AFF 6M Shari Hospoolor	<b>W</b> - 13A - AFF 6BK Alex Merker <b>L</b> - 13A - AFF 6LW James Schold	<b>L</b> - 12A - AFF 6NC Shawn Woedl <b>L</b> - 12A - AFF 6DG Lauren Leonard	<b>3-5</b> 424	<b>53rd</b>
Kaylea Bryan	24.00 23.00	28.00 29.00	26.00 29.00	26.00 24.00	209.00	1st
Allison Li	26.00 26.00	28.00 30.00	26.00 28.00	26.00 25.00	215.00	1st
<b>23I</b> Springfield Central	<b>W</b> - 4A - Neg 6LZ Karen Latier <b>L</b> - 4A - Neg 6HQ Katie Bloss	<b>W</b> - 13D - Neg 6BQ Liz Seymours <b>W</b> - 13D - Neg 6GA Christy Fitzmorris	<b>W</b> - 4B - Neg 6EQ Jeff Szala <b>L</b> - 4B - Neg 6MO Tina Weidmaier	<b>L</b> - 8A - AFF 6HN Amy Roberts <b>W</b> - 8A - AFF 6IL Mary Jane Fatch	<b>5-3</b> 443	<b>25th</b>
James Hosmer	29.00 30.00	26.00 28.00	27.00 26.00	28.00 27.00	221.00	1st
Ankit Jain	29.00 28.00	26.00 28.00	28.00 27.00	27.00 29.00	222.00	1st
<b>23J</b> Springfield Central	<b>W</b> - 15C - Neg 6N Celeste Snyder <b>W</b> - 15C - Neg 6BZ Donna Kavanaugh	<b>W</b> - 14A - AFF 6BH Kati Lewis <b>W</b> - 14A - AFF 6MM Kyle Howe	<b>W</b> - 2B - Neg 6C Ann Redinger <b>L</b> - 2B - Neg 6HW Jason Bohn	<b>W</b> - 12G - AFF 6AY Wayne Cade <b>W</b> - 12G - AFF 6LO Melissa Weidmaier	<b>7-1</b> 433	<b>7th</b>
Malia Morgan	20.00 29.00	30.00 30.00	30.00 23.00	29.00 29.00	220.00	1st
Ryan Burch	20.00 28.00	28.00 29.00	29.00 25.00	27.00 27.00	213.00	1st
<b>23K</b> Springfield Central	<b>L</b> - 2A - Neg 6IE Maureen Stockwell <b>W</b> - 2A - Neg 6BT Lorie Hartley	<b>L</b> - 16C - AFF 6FB Brad Culver <b>W</b> - 16C - AFF 6AM Patricia Sharp	<b>W</b> - 11F - AFF 6HW Jason Bohn <b>W</b> - 11F - AFF 6C Ann Redinger	<b>L</b> - 8B - Neg 6GB Shawn Fitzmorris <b>L</b> - 8B - Neg 6BA Mike Berry	<b>4-4</b> 439	<b>46th</b>
Josh Taylor	27.00 27.00	25.00 29.00	27.00 30.00	27.00 25.00	217.00	1st
josh glor	29.00 28.00	26.00 29.00	28.00 30.00	26.00 26.00	222.00	1st
<b>23L</b> Springfield Central	<b>L</b> - 18A - Neg 6J Jim Young <b>W</b> - 18A - Neg 6KR Melissa Nelson	<b>W</b> - 3B - AFF 6ID Rebecca Mertz <b>W</b> - 3B - AFF 6N Celeste Snyder	<b>W</b> - 8C - AFF 6JE Tiffany Akers <b>L</b> - 8C - AFF 6DR Renee Pegram	<b>L</b> - 19A - AFF 6MX Ben Sebastian <b>W</b> - 19A - AFF 6JA Esperanza Villamayor	<b>5-3</b> 421	<b>27th</b>
Anna Skalicky					213.00	1st

	24.00 29.00	29.00 15.00	30.00 29.00	28.00 29.00		
Jenna Kohls	22.00 29.00	28.00 15.00	30.00 29.00	28.00 27.00	208.00	1st
<b>25A Truman</b>	<b>W</b> - 12H - AFF 6BH Kati Lewis <b>W</b> - 12H - AFF 6FH Brandon Harpoid	<b>W</b> - 8F - AFF 6ID Rebecca Mertz <b>W</b> - 8F - AFF 6N Celeste Snyder	<b>W</b> - 12C - AFF 6AS Sandy Ruppert <b>W</b> - 12C - AFF 6MQ Taylor Bates	<b>L</b> - 12I - AFF 6HU Andrew Christofferson <b>L</b> - 12I - AFF 6KX Candace Hanlen	<b>6-2</b> 410	<b>12th</b>
Jaggard Lee Williams	28.00 29.00	26.00 15.00	28.00 30.00	28.00 20.00	204.00	1st
Kayla Gerit	27.00 30.00	28.00 15.00	27.00 28.00	27.00 24.00	206.00	1st
<b>25B Truman</b>	<b>L</b> - 23D - AFF 6BQ Liz Seymous <b>L</b> - 23D - AFF 6GZ Marlene Grieco	<b>L</b> - 11A - AFF 14B Trudy Kinman <b>W</b> - 11A - AFF 6BS Ron Hartley	<b>L</b> - 15D - Neg 6AS Sandy Ruppert <b>L</b> - 15D - Neg 6MQ Taylor Bates	<b>L</b> - 12J - AFF 6HK Bryan Roberts <b>W</b> - 12J - AFF 6FZ Lara Ummelmaan	<b>2-6</b> 419	<b>66th</b>
Mickayla Tittle	24.00 25.00	25.00 26.00	24.00 24.00	26.00 29.00	203.00	1st
Pierce Cromley	24.00 28.00	29.00 27.00	26.00 26.00	28.00 28.00	216.00	1st
<b>25C Truman</b>	<b>W</b> - 11C - Neg 6CU Tyler Lake <b>L</b> - 11C - Neg 6AZ Teresa Sidwell	<b>L</b> - 8I - Neg 6K Ernie Ford <b>W</b> - 8I - Neg 6JB Aris Villamayor	<b>L</b> - 11E - AFF 6CN Kaci Flaughner <b>L</b> - 11E - AFF 6AE Mike Pundergust	<b>L</b> - 18A - Neg 6AB Mike Burke <b>L</b> - 18A - Neg 6MO Tina WeirDMAier	<b>2-6</b> 385	<b>65th</b>
DJ Williams	26.00 24.00	23.00 26.00	26.00 24.00	24.00 24.00	197.00	1st
Danielle Tyler	24.00 22.00	22.00 26.00	24.00 24.00	20.00 26.00	188.00	1st
<b>28A Winnetonka</b>	<b>L</b> - 23A - AFF 6GI Kirby Kavanaugh <b>L</b> - 23A - AFF 6CA Kent Kavanaugh	<b>L</b> - 8B - Neg 6DH Kim myer <b>W</b> - 8B - Neg 6AA Aaron Graham	<b>L</b> - 8H - Neg 6LT Clay Canfield <b>W</b> - 8H - Neg 6AB Mike Burke	<b>L</b> - 3B - Neg 6AL Agara Kalisz <b>W</b> - 3B - Neg 1D Lyndon Marshall	<b>3-5</b> 431	<b>54th</b>
Robby Delameter	26.00 23.00	25.00 22.00	27.00 28.00	28.00 29.00	208.00	1st
Bailey Kleindienst	28.00 27.00	28.00 29.00	28.00 25.00	29.00 29.00	223.00	1st
<b>2A Blue Springs High School</b>	<b>W</b> - 23K - AFF 6IE Maureen Stockwell <b>L</b> - 23K - AFF 6BT Lorie Hartley	<b>L</b> - 12F - Neg 6CI Alanna Seymour <b>W</b> - 12F - Neg 6LN Ashley Geddins	<b>L</b> - 23F - AFF 6AE Mike Pundergust <b>L</b> - 23F - AFF 6CN Kaci Flaughner	<b>W</b> - 16C - AFF 6LY Max Schoettger <b>W</b> - 16C - AFF 6EL Mark Hanlon	<b>4-4</b> 432	<b>41st</b>
Pascasie Redhage	30.00 27.00	20.00 29.00	28.00 29.00	28.00 29.00	220.00	1st
Nafi Seife	26.00 28.00	15.00 30.00	29.00 28.00	27.00 29.00	212.00	1st
<b>2B Blue Springs High School</b>	<b>W</b> - 13F - AFF 6JB Aris Villamayor <b>W</b> - 13F - AFF 6KM Allyson Waller	<b>W</b> - 8H - AFF 6JR Tanner Lange <b>W</b> - 8H - AFF 6JT Jack Eisenbarger	<b>W</b> - 23J - AFF 6HW Jason Bohn <b>L</b> - 23J - AFF 6C Ann Redinger	<b>W</b> - 15A - Neg 6LA Jeff Gradinger <b>L</b> - 15A - Neg 6NA Will Seiler	<b>6-2</b> 437	<b>17th</b>
Billy Mears	27.00 30.00	27.00 27.00	27.00 26.00	28.00 27.00	219.00	1st
Ross Thomas	27.00 30.00	28.00 29.00	24.00 26.00	26.00 28.00	218.00	1st
<b>3A Blue Springs South</b>	<b>W</b> - 12J - Neg 6FC Brian Tomanio <b>W</b> - 12J - Neg 6GF Sarah Brown	<b>L</b> - 23G - AFF 6BG Charles Smith <b>W</b> - 23G - AFF 4A Susan Bartlett	<b>W</b> - 8A - AFF 6DR Renee Pegram <b>W</b> - 8A - AFF 6JE Tiffany Akers	<b>W</b> - 10B - AFF 1D Lyndon Marshall <b>W</b> - 10B - AFF 6AL Agara Kalisz	<b>7-1</b> 452	<b>4th</b>
Hunter Blachford	27.00 29.00	28.00 28.00	30.00 30.00	27.00 30.00	229.00	1st
Cooper Giles	28.00 30.00	27.00 27.00	29.00 25.00	28.00 29.00	223.00	1st
<b>3B Blue Springs South</b>	<b>L</b> - 8B - Neg 6KM Allyson Waller <b>W</b> - 8B - Neg 6JB Aris Villamayor	<b>L</b> - 23L - Neg 6ID Rebecca Mertz <b>L</b> - 23L - Neg 6N Celeste Snyder	<b>L</b> - 11H - Neg 6MR Caylah Frankle <b>W</b> - 11H - Neg 6M Shari Hospoolor	<b>W</b> - 28A - AFF 6AL Agara Kalisz <b>L</b> - 28A - AFF 1D Lyndon Marshall	<b>3-5</b> 417	<b>55th</b>
Peyton Ultican	29.00 28.00	27.00 14.00	25.00 30.00	29.00 28.00	210.00	1st
Will Wood	26.00 28.00	27.00 15.00	25.00 28.00	30.00 28.00	207.00	1st
<b>3C Blue Springs South</b>	<b>L</b> - 23B - AFF 6DO Roger Bidwell <b>L</b> - 23B - AFF 6AN Chris Scharnhorst	<b>W</b> - 11G - Neg 6BG Charles Smith <b>W</b> - 11G - Neg 4A Susan Bartlett	<b>L</b> - 12A - AFF 6AT Dana Stout <b>L</b> - 12A - AFF 6AM Patricia Sharp	<b>L</b> - 13A - Neg 6EN Allison Newman <b>W</b> - 13A - Neg 6ER Kelly Szala	<b>3-5</b> 417	<b>49th</b>
John Janish	26.00 24.00	20.00 30.00	28.00 26.00	24.00 28.00	206.00	1st
Ian Cuthbert	29.00 26.00	28.00 28.00	26.00 24.00	20.00 30.00	211.00	1st
<b>4A Carthage High School</b>	<b>W</b> - 23I - AFF 6HQ Katie Bloss <b>L</b> - 23I - AFF 6LZ Karen Latier	<b>L</b> - 11D - AFF 6LT Clay Canfield <b>L</b> - 11D - AFF 6J Jim Young	<b>W</b> - 8I - Neg 6LW James Schold <b>W</b> - 8I - Neg 6BK Alex Merker	<b>W</b> - 12F - AFF 6BA Mike Berry <b>L</b> - 12F - AFF 6GB Shawn Fitzmorris	<b>4-4</b> 436	<b>39th</b>
Eli Paden	28.00 30.00	24.00 20.00	28.00 27.00	29.00 25.00	211.00	1st
Emerson Cochran	30.00 28.00	27.00 26.00	28.00 28.00	29.00 29.00	225.00	1st
<b>4B Carthage High School</b>	<b>W</b> - 12A - AFF 6GF Sarah Brown	<b>W</b> - 11C - Neg 6FH Brandon Harpoid	<b>L</b> - 23I - AFF 6EQ Jeff Szala	<b>L</b> - 23A - Neg 6MZ Tegan Jarchow	<b>5-3</b> 446	<b>24th</b>

	<b>L - 12A - AFF</b> 6FC Brian Tomanio	<b>W - 11C - Neg</b> 6GI Kirby Kavanaugh	<b>W - 23I - AFF</b> 6MO Tina Weirmaier	<b>W - 23A - Neg</b> 6EW Jackie Smith		
Jose Castaneda	27.00 27.00	29.00 28.00	28.00 28.00	29.00 28.00	224.00	1st
Ian Crowder	29.00 26.00	30.00 28.00	27.00 27.00	27.00 28.00	222.00	1st
<b>4C Carthage High School</b>	<b>W - 11G - AFF</b> 6BZ Donna Kavanaugh <b>W - 11G - AFF</b> 6N Celeste Snyder	<b>L - 8A - AFF</b> 6J Jim Young <b>L - 8A - AFF</b> 6LT Clay Canfield	<b>W - 13D - Neg</b> 6IZ Bill Gradinger <b>W - 13D - Neg</b> 6I Sherri Young	<b>L - 10A - AFF</b> 6ER Kelly Szala <b>L - 10A - AFF</b> 6EN Allison Newman	<b>4-4</b> 399	<b>36th</b>
Annie Collier	27.00 15.00	18.00 23.00	27.00 27.00	28.00 26.00	191.00	1st
Maquelle Huntley	28.00 15.00	25.00 30.00	29.00 28.00	28.00 25.00	208.00	1st
<b>8A Jefferson City</b>	<b>W - 23E - Neg</b> 6CI Alanna Seymour <b>L - 23E - Neg</b> 6LH Josh Chunning	<b>W - 4C - Neg</b> 6J Jim Young <b>W - 4C - Neg</b> 6LT Clay Canfield	<b>L - 3A - Neg</b> 6DR Renee Pegram <b>L - 3A - Neg</b> 6JE Tiffany Akers	<b>W - 23I - Neg</b> 6HN Amy Roberts <b>L - 23I - Neg</b> 6IL Mary Jane Fatch	<b>4-4</b> 443	<b>37th</b>
Catherine Gandhi	30.00 27.00	27.00 27.00	28.00 20.00	28.00 28.00	215.00	1st
Elizabeth Vasko	29.00 27.00	28.00 27.00	28.00 30.00	30.00 29.00	228.00	1st
<b>8B Jefferson City</b>	<b>L - 3B - AFF</b> 6JB Aris Villamayor <b>W - 3B - AFF</b> 6KM Allyson Waller	<b>W - 28A - AFF</b> 6DH Kim myer <b>L - 28A - AFF</b> 6AA Aaron Graham	<b>L - 12H - AFF</b> 6ET Jeff Basch <b>L - 12H - AFF</b> 6J Jim Young	<b>W - 23K - AFF</b> 6GB Shawn Fitzmorris <b>W - 23K - AFF</b> 6BA Mike Berry	<b>4-4</b> 436	<b>40th</b>
Kelsey Bartlett	27.00 29.00	29.00 25.00	28.00 28.00	29.00 28.00	223.00	1st
Leticia Nketiah	26.00 27.00	30.00 22.00	27.00 25.00	29.00 27.00	213.00	1st
<b>8C Jefferson City</b>	<b>W - 15D - Neg</b> 6CA Kent Kavanaugh <b>W - 15D - Neg</b> 6GI Kirby Kavanaugh	<b>L - 18A - Neg</b> 6AA Aaron Graham <b>W - 18A - Neg</b> 6DH Kim myer	<b>L - 23L - Neg</b> 6JE Tiffany Akers <b>W - 23L - Neg</b> 6DR Renee Pegram	<b>W - 23D - AFF</b> 6NC Shawn Woedl <b>L - 23D - AFF</b> 6DG Lauren Leonard	<b>5-3</b> 435	<b>26th</b>
Katie Liu	29.00 29.00	25.00 29.00	20.00 30.00	29.00 26.00	217.00	1st
Spenser Bartholomew	29.00 30.00	26.00 30.00	20.00 29.00	30.00 24.00	218.00	1st
<b>8D Jefferson City</b>	<b>L - 19A - AFF</b> 6KR Melissa Nelson <b>L - 19A - AFF</b> 6J Jim Young	<b>W - 13F - Neg</b> 6LN Ashley Geddins <b>W - 13F - Neg</b> 6CI Alanna Seymour	<b>L - 12D - Neg</b> 6KW Tricia Redinger <b>L - 12D - Neg</b> 6AU Richard Stout	<b>L - 15C - AFF</b> 6M Shari Hospoolor <b>L - 15C - AFF</b> 6EU Bruce Cummins	<b>2-6</b> 436	<b>58th</b>
Ifeoma Anunoby	27.00 23.00	29.00 30.00	25.00 27.00	27.00 27.00	215.00	1st
Amr Ahmed	27.00 26.00	29.00 30.00	27.00 27.00	28.00 27.00	221.00	1st
<b>8E Jefferson City</b>	<b>L - 11A - AFF</b> 6GZ Marlene Grieco <b>L - 11A - AFF</b> 6BQ Liz Seymour	<b>L - 10C - Neg</b> 6JS Zach Ortinau <b>L - 10C - Neg</b> 6GO Vernon Birmingham	<b>L - 19B - Neg</b> 6DH Kim myer <b>L - 19B - Neg</b> 6DG Lauren Leonard	<b>BYE</b>	<b>2-6</b> 390.66	<b>61st</b>
Clara Scovill	25.00 24.00	20.00 24.00	26.00 24.00	23.83 23.83	190.66	1st
Austin Tucker	27.00 25.00	24.00 21.00	27.00 26.00	25.00 25.00	200.00	1st
<b>8F Jefferson City</b>	<b>L - 12I - AFF</b> 6JL Jess Sinkula <b>L - 12I - AFF</b> 6FB Brad Culver	<b>L - 25A - Neg</b> 6ID Rebecca Mertz <b>L - 25A - Neg</b> 6N Celeste Snyder	<b>L - 13E - Neg</b> 6IZ Bill Gradinger <b>W - 13E - Neg</b> 6I Sherri Young	<b>W - 10D - Neg</b> 6HN Amy Roberts <b>W - 10D - Neg</b> 6IL Mary Jane Fatch	<b>3-5</b> 391	<b>51st</b>
Lawton Linsenhardt	27.00 26.00	24.00 10.00	27.00 27.00	27.00 29.00	197.00	1st
Dylan Penserum	25.00 25.00	26.00 15.00	25.00 29.00	24.00 25.00	194.00	1st
<b>8H Jefferson City</b>	<b>L - 16C - Neg</b> 6BG Charles Smith <b>W - 16C - Neg</b> 6BI Michelle Lewis	<b>L - 2B - Neg</b> 6JR Tanner Lange <b>L - 2B - Neg</b> 6JT Jack Eisenbarger	<b>L - 28A - AFF</b> 6AB Mike Burke <b>W - 28A - AFF</b> 6LT Clay Canfield	<b>L - 11H - Neg</b> 6MI Alisa Connelly <b>L - 11H - Neg</b> 6AT Dana Stout	<b>2-6</b> 416	<b>64th</b>
Salem Sanfilippo-Solindas	26.00 27.00	25.00 27.00	25.00 28.00	26.00 27.00	211.00	1st
Ember Wright	26.00 26.00	23.00 26.00	24.00 28.00	25.00 27.00	205.00	1st
<b>8I Jefferson City</b>	<b>L - 13D - Neg</b> 6HK Bryan Roberts <b>L - 13D - Neg</b> 6GU Michelle Crosby	<b>W - 25C - AFF</b> 6K Ernie Ford <b>L - 25C - AFF</b> 6JB Aris Villamayor	<b>L - 4A - AFF</b> 6LW James Schold <b>L - 4A - AFF</b> 6BK Alex Merker	<b>L - 16B - Neg</b> 6HU Andrew Christofferson <b>L - 16B - Neg</b> 6KX Candace Hanlen	<b>1-7</b> 378	<b>69th</b>
Princess Garner	24.00 24.00	25.00 25.00	23.00 22.00	21.00 20.00	184.00	1st
Christian Crouse	26.00 27.00	27.00 25.00	25.00 23.00	21.00 20.00	194.00	1st



## Crabtree Classic Radio Speaking

Code	Team	Competitor(s)	Prelims		Rank total	Recips	Prelim result
			1	2			
11A	Liberty HS	Alexis Yeager	2	1	3	1.50	<b>3</b>
11B	Liberty HS	Olivia Newell	3	4	7	0.58	<b>20</b>
11C	Liberty HS	Kyle Munden	3	3	6	0.67	<b>17</b>
11D	Liberty HS	Weston Brown	5	5	10	0.40	<b>32</b>
11E	Liberty HS	Corben Phillips	3	4	7	0.58	<b>20</b>
11F	Liberty HS	Emma Davis	3	6	9	0.50	<b>26</b>
11G	Liberty HS	Trevor Harr	5	4	9	0.45	<b>28</b>
11H	Liberty HS	Jeff Lea	1	6	7	1.17	<b>19</b>
11I	Liberty HS	Sydney Jackson	7	6	13	0.31	<b>43</b>
11J	Liberty HS	Grace Johannes	7	6	13	0.31	<b>43</b>
11K	Liberty HS	Addison Henson	4	7	11	0.39	<b>33</b>
11L	Liberty HS	Miles Allain	5	7	12	0.34	<b>39</b>
11M	Liberty HS	James Hirsch	6	7	13	0.31	<b>43</b>
11N	Liberty HS	Amos Mwaura	7	6	13	0.31	<b>43</b>
11O	Liberty HS	Lynsie Daniels	7	6	13	0.31	<b>43</b>
12A	Liberty North	Mac Newton	1	1	2	2.00	<b>1</b>
12B	Liberty North	Isaac Keller	2	3	5	0.83	<b>14</b>
14A	Maryville High School	Hannah Townsend	1	2	3	1.50	<b>3</b>
14B	Maryville High School	Makaylah Merrill-Jones	4	1	5	1.25	<b>13</b>
14C	Maryville High School	Delanie Vinzant	2	3	5	0.83	<b>14</b>
14D	Maryville High School	Frederic Goudge	4	7	11	0.39	<b>33</b>
14E	Maryville High School	Emily Gascoigne	7	6	13	0.31	<b>43</b>
15A	Nixa High School		3	1	4	1.33	<b>10</b>
15B	Nixa High School		7	5	12	0.34	<b>39</b>
18A	Oak Grove High School	Savannah Purkey	1	2	3	1.50	<b>3</b>
18B	Oak Grove High School	Connor Katchmarik	5	3	8	0.53	<b>22</b>
19A	Park Hill South Debate	Faith Nagel	6	4	10	0.42	<b>31</b>
20A	Platte County High School	John Klingele	4	5	9	0.45	<b>28</b>
20B	Platte County High School	Donovan Douglas	1	2	3	1.50	<b>3</b>
21A	Pleasant Hill High School	Alex Whittington	1	1	2	2.00	<b>1</b>
23A	Springfield Central	Joseph Cummings	3	2	5	0.83	<b>14</b>
23B	Springfield Central	Allyson Ly	2	1	3	1.50	<b>3</b>
23C	Springfield Central	Nathan Pulis	6	5	11	0.37	<b>36</b>
25A	Truman	Lorinda Ann Ruz	5	3	8	0.53	<b>22</b>
25B	Truman	Kaya Gerlt	4	4	8	0.50	<b>24</b>
25C	Truman	Elijah Carlos Rojas	5	4	9	0.45	<b>28</b>
25D	Truman	Maddox Dockins	4	7	11	0.39	<b>33</b>
25E	Truman	Derek Alexander Allgood	7	5	12	0.34	<b>39</b>
25F	Truman	Madeleine Petentler	5	7	12	0.34	<b>39</b>
3A	Blue Springs South	Jacob Cook	3	3	6	0.67	<b>17</b>
3B	Blue Springs South	Camron Metcalf	2	2	4	1.00	<b>11</b>
3C	Blue Springs South	Libby Mattson	6	5	11	0.37	<b>36</b>
4A	Carthage High School	Emily Smith	1	2	3	1.50	<b>3</b>
4B	Carthage High School	Eli Paden	6	5	11	0.37	<b>36</b>
8A	Jefferson City	Katie Liu	2	2	4	1.00	<b>11</b>
8B	Jefferson City	Michael Manda	2	1	3	1.50	<b>3</b>
8C	Jefferson City	Michael Waggoner	6	3	9	0.50	<b>26</b>
8D	Jefferson City	Hunter Middleton	4	4	8	0.50	<b>24</b>
8E	Jefferson City	Will Henrickson	6	7	13	0.31	<b>43</b>

## Crabtree Classic Storytelling

Code	Team	Competitor(s)	Prelims		Rank total	Recips	Prelim result
			1	2			
11A	Liberty HS	Carter Martin	4	6	10	0.42	<b>20</b>
11B	Liberty HS	Callie Broyles	2	2	4	1.00	<b>5</b>
11C	Liberty HS	Heather Shipley	4	4	8	0.50	<b>16</b>
11D	Liberty HS	Joe Galetti	2	1	3	1.50	<b>2</b>
11E	Liberty HS	Olivia Floro	3	3	6	0.67	<b>10</b>
11F	Liberty HS	Delaney Tarpley	4	5	9	0.45	<b>17</b>
11G	Liberty HS	Samantha Briggs	1	3	4	1.33	<b>3</b>
11H	Liberty HS	Corben Phillips	3	3	6	0.67	<b>10</b>
11I	Liberty HS	Katherine Vlamis	5	4	9	0.45	<b>17</b>
14A	Maryville High School	Hannah Townsend	4	1	5	1.25	<b>7</b>
15A	Nixa High School		5	4	9	0.45	<b>17</b>
19A	Park Hill South Debate	Faith Nagel	6	1	7	1.17	<b>12</b>
19B	Park Hill South Debate	Sydney Boutz	3	5	8	0.53	<b>15</b>
22A	Savannah	Natalie Smith	3	2	5	0.83	<b>8</b>
22B	Savannah	Madi Marshall	5	2	7	0.70	<b>13</b>
23A	Springfield Central	Malia Morgan	6	6	12	0.33	<b>23</b>
23B	Springfield Central	Imber Johnson	5	5	10	0.40	<b>22</b>
25A	Truman	Kaya Gerlt	1	1	2	2.00	<b>1</b>
2A	Blue Springs High School	Noah Hinton	1	3	4	1.33	<b>3</b>
2B	Blue Springs High School	Sharon Likins	6	4	10	0.42	<b>20</b>
3A	Blue Springs South	Henry Leith	2	6	8	0.67	<b>14</b>
3B	Blue Springs South	Emma Cunningham	2	2	4	1.00	<b>5</b>
4A	Carthage High School	Maquelle Huntley	1	5	6	1.20	<b>9</b>

This tournament is being run using SpeechWire Tournament Services software - [www.SpeechWire.com](http://www.SpeechWire.com).  
© 2004-2016 Ben Stewart - All Rights Reserved. SpeechWire version 4.21.006.

**Crabtree Classic  
Student Congress**

Code	Team	Competitor(s)	Prelims		Rank total	Recips	Prelim result
			1	2			
10A	Lees Summit High School	Peyton Reeves	9	9	18	0.22	<b>14</b>
10B	Lees Summit High School	Mackenzie Gettel	5	4	9	0.45	<b>2</b>
10C	Lees Summit High School	Josh Willoughby	9	9	18	0.22	<b>13</b>
10D	Lees Summit High School	Joy Rogers	9	3	12	0.44	<b>5</b>
11B	Liberty HS	Tony Lonsdale	9	9	18	0.22	<b>14</b>
11D	Liberty HS	Hannah Sanders	3	1	4	1.33	<b>1</b>
11E	Liberty HS	Alex Lonsdale	9	9	18	0.22	<b>13</b>
12A	Liberty North	Isaac Keller	6	2	8	0.67	<b>2</b>
12B	Liberty North	Matt Calcara	6	9	15	0.28	<b>10</b>
12C	Liberty North	Preston Valentine	4	9	13	0.36	<b>8</b>
12D	Liberty North	Chris Gooch	8	6	14	0.29	<b>10</b>
12E	Liberty North	Emma Mitchem	9	8	17	0.24	<b>12</b>
12F	Liberty North	Anthony Whalen	3	9	12	0.44	<b>7</b>
14A	Maryville High School	Makakylah Merrill-Jones	8	3	11	0.46	<b>6</b>
16A	North Kansas City High School	Sophia Marrs	9	9	18	0.22	<b>14</b>
16B	North Kansas City High School	Jazmine Johanson	9	9	18	0.22	<b>13</b>
19B	Park Hill South Debate	Mara Peek	9	9	18	0.22	<b>14</b>
19C	Park Hill South Debate	Maya Yildirim	9	9	18	0.22	<b>13</b>
19D	Park Hill South Debate	Annie Buckles	9	4	13	0.36	<b>7</b>
19E	Park Hill South Debate	Garrett Fordham	9	9	18	0.22	<b>14</b>
19F	Park Hill South Debate	Rose Coyne	5	9	14	0.31	<b>9</b>
19G	Park Hill South Debate	Sam Anderson	9	1	10	1.11	<b>3</b>
19H	Park Hill South Debate	Nick Ryan	9	9	18	0.22	<b>13</b>
22A	Savannah	Nathan Scott	2	9	11	0.61	<b>4</b>
22B	Savannah	Nathan Davis	2	6	8	0.67	<b>1</b>
23A	Springfield Central	Adrian Fruge	9	9	18	0.22	<b>13</b>
23B	Springfield Central	Sam Barber	9	2	11	0.61	<b>5</b>
23C	Springfield Central	Sam Weiler	9	8	17	0.24	<b>13</b>
23D	Springfield Central	Lucas Clark	9	9	18	0.22	<b>14</b>
23E	Springfield Central	Ryan Burch	9	9	18	0.22	<b>13</b>
23F	Springfield Central	Halle Farrar	9	9	18	0.22	<b>13</b>
23G	Springfield Central	Matt Nguyen	4	9	13	0.36	<b>7</b>
23H	Springfield Central	James Hosmer	9	9	18	0.22	<b>14</b>
28A	Winnetonka	Bailey Kleindienst	7	9	16	0.25	<b>11</b>
28B	Winnetonka	Jobe Tunis	9	9	18	0.22	<b>13</b>
2A	Blue Springs High School	Billy Mears	9	7	16	0.25	<b>11</b>
2B	Blue Springs High School	Ross Thomas	9	9	18	0.22	<b>14</b>
3A	Blue Springs South	Bren Herman	9	7	16	0.25	<b>11</b>
3B	Blue Springs South	Will Wood	1	9	10	1.11	<b>3</b>
4A	Carthage High School	Grace Kennedy	1	9	10	1.11	<b>3</b>
4B	Carthage High School	Jake Thompson	9	9	18	0.22	<b>13</b>
4C	Carthage High School	Kelci Ward	9	9	18	0.22	<b>14</b>
8A	Jefferson City	Hunter Middleton	9	9	18	0.22	<b>14</b>
8B	Jefferson City	Dylan Benedict	7	5	12	0.34	<b>6</b>
8C	Jefferson City	Rakesh Natarajan	9	5	14	0.31	<b>9</b>

**Crabtree Classic**  
**Student Congress**  
Preliminary session, Chamber A

Code	Team	Competitor(s)	Prelims		Rank total	Recips	Prelim result
			1	2			
10A	Lees Summit High School	Peyton Reeves	9	9	18	0.22	<b>14</b>
10B	Lees Summit High School	Mackenzie Gettel	5	4	9	0.45	<b>2</b>
11B	Liberty HS	Tony Lonsdale	9	9	18	0.22	<b>14</b>
12B	Liberty North	Matt Calcara	6	9	15	0.28	<b>10</b>
12C	Liberty North	Preston Valentine	4	9	13	0.36	<b>8</b>
12F	Liberty North	Anthony Whalen	3	9	12	0.44	<b>7</b>
14A	Maryville High School	Makakylah Merrill-Jones	8	3	11	0.46	<b>6</b>
16A	North Kansas City High School	Sophia Marrs	9	9	18	0.22	<b>14</b>
19B	Park Hill South Debate	Mara Peek	9	9	18	0.22	<b>14</b>
19E	Park Hill South Debate	Garrett Fordham	9	9	18	0.22	<b>14</b>
19G	Park Hill South Debate	Sam Anderson	9	1	10	1.11	<b>3</b>
22B	Savannah	Nathan Davis	2	6	8	0.67	<b>1</b>
23B	Springfield Central	Sam Barber	9	2	11	0.61	<b>5</b>
23C	Springfield Central	Sam Weiler	9	8	17	0.24	<b>13</b>
23D	Springfield Central	Lucas Clark	9	9	18	0.22	<b>14</b>
23H	Springfield Central	James Hosmer	9	9	18	0.22	<b>14</b>
28A	Winnetonka	Bailey Kleindienst	7	9	16	0.25	<b>11</b>
2B	Blue Springs High School	Ross Thomas	9	9	18	0.22	<b>14</b>
3A	Blue Springs South	Bren Herman	9	7	16	0.25	<b>11</b>
4A	Carthage High School	Grace Kennedy	1	9	10	1.11	<b>3</b>
4C	Carthage High School	Kelci Ward	9	9	18	0.22	<b>14</b>
8A	Jefferson City	Hunter Middleton	9	9	18	0.22	<b>14</b>
8C	Jefferson City	Rakesh Natarajan	9	5	14	0.31	<b>9</b>

This tournament is being run using SpeechWire Tournament Services software - [www.SpeechWire.com](http://www.SpeechWire.com).  
© 2004-2016 Ben Stewart - All Rights Reserved. SpeechWire version 4.21.006.

**Crabtree Classic**  
**Student Congress**  
**Preliminary session, Chamber B**

Code	Team	Competitor(s)	Prelims		Rank total	Recips	Prelim result
			1	2			
10C	Lees Summit High School	Josh Willoughby	9	9	18	0.22	<b>13</b>
10D	Lees Summit High School	Joy Rogers	9	3	12	0.44	<b>5</b>
11D	Liberty HS	Hannah Sanders	3	1	4	1.33	<b>1</b>
11E	Liberty HS	Alex Lonsdale	9	9	18	0.22	<b>13</b>
12A	Liberty North	Isaac Keller	6	2	8	0.67	<b>2</b>
12D	Liberty North	Chris Gooch	8	6	14	0.29	<b>10</b>
12E	Liberty North	Emma Mitchem	9	8	17	0.24	<b>12</b>
16B	North Kansas City High School	Jazmine Johanson	9	9	18	0.22	<b>13</b>
19C	Park Hill South Debate	Maya Yildirim	9	9	18	0.22	<b>13</b>
19D	Park Hill South Debate	Annie Buckles	9	4	13	0.36	<b>7</b>
19F	Park Hill South Debate	Rose Coyne	5	9	14	0.31	<b>9</b>
19H	Park Hill South Debate	Nick Ryan	9	9	18	0.22	<b>13</b>
22A	Savannah	Nathan Scott	2	9	11	0.61	<b>4</b>
23A	Springfield Central	Adrian Fruge	9	9	18	0.22	<b>13</b>
23E	Springfield Central	Ryan Burch	9	9	18	0.22	<b>13</b>
23F	Springfield Central	Halle Farrar	9	9	18	0.22	<b>13</b>
23G	Springfield Central	Matt Nguyen	4	9	13	0.36	<b>7</b>
28B	Winnetonka	Jobe Tunis	9	9	18	0.22	<b>13</b>
2A	Blue Springs High School	Billy Mears	9	7	16	0.25	<b>11</b>
3B	Blue Springs South	Will Wood	1	9	10	1.11	<b>3</b>
4B	Carthage High School	Jake Thompson	9	9	18	0.22	<b>13</b>
8B	Jefferson City	Dylan Benedict	7	5	12	0.34	<b>6</b>

This tournament is being run using SpeechWire Tournament Services software - [www.SpeechWire.com](http://www.SpeechWire.com).  
 © 2004-2016 Ben Stewart - All Rights Reserved. SpeechWire version 4.21.006.

**Crabtree Classic**  
**Lincoln Douglas Debate**  
 Competitors in order

Competitor	Record	Points	Opp. Wins	Opp. Opp. Wins	Results
4A (Carthage High School) Jessica Thomas	8-0	227.00	17.00	71.00	<b>1st</b>
12B (Liberty North) Maddi Van Dyne	8-0	221.00	17.00	74.00	<b>2nd</b>
23B (Springfield Central) Katie Lu	7-1	224.00	17.00	75.00	<b>3rd</b>
11B (Liberty HS) Natalie Schaller	6-2	228.00	18.00	71.00	<b>4th</b>
11C (Liberty HS) Lynsie Daniels	6-2	228.00	13.00	64.00	<b>5th</b>
20A (Platte County High School) John Klingele	6-2	227.00	21.00	63.67	<b>6th</b>
21A (Pleasant Hill High School) Levi Cohen	6-2	224.00	16.00	64.00	<b>7th</b>
19F (Park Hill South Debate) Asa Banks	6-2	221.00	19.00	68.33	<b>8th</b>
12A (Liberty North) Zach Klein	6-2	221.00	10.00	73.33	<b>9th</b>
19H (Park Hill South Debate) Daniel Baker	6-2	215.00	15.00	74.00	<b>10th</b>
15A (Nixa High School) Dixon	6-2	215.00	13.00	74.00	<b>11th</b>
4C (Carthage High School) Jake Thompson	6-2	213.00	16.00	70.00	<b>12th</b>
4B (Carthage High School) Grace Kennedy	5-3	225.00	15.00	71.00	<b>13th</b>
15B (Nixa High School) Bratkur	5-3	224.00	20.00	68.00	<b>14th</b>
8A (Jefferson City) Michael Manda	5-3	224.00	19.00	66.00	<b>15th</b>
19B (Park Hill South Debate) Sarah Komar	5-3	223.00	13.00	64.33	<b>16th</b>
11A (Liberty HS) Corben Phillips	5-3	222.00	18.00	74.33	<b>17th</b>
14B (Maryville High School) Hannah Townsend	5-3	222.00	13.00	65.00	<b>18th</b>
22A (Savannah ) Nathan Davis	5-3	221.00	24.00	66.00	<b>19th</b>
23E (Springfield Central) Lucas Clark	5-3	221.00	18.00	69.00	<b>20th</b>

**Crabtree Classic**  
**Lincoln Douglas Debate**  
 Competitors in order

<b>Competitor</b>	<b>Record</b>	<b>Points</b>	<b>Opp. Wins</b>	<b>Opp. Opp. Wins</b>	<b>Results</b>
14A (Maryville High School) Makaylah Merrill-Jones	5-3	219.00	19.00	65.00	<b>21st</b>
2A (Blue Springs High School) Caleb Shull	5-3	219.00	13.00	72.00	<b>22nd</b>
23A (Springfield Central) Isabel Lai	5-3	215.00	17.00	65.67	<b>23rd</b>
25A (Truman) Nick Guppy	5-3	214.00	18.00	64.00	<b>24th</b>
13B (Marshall) Madison Larabee	5-3	212.00	21.33	66.67	<b>25th</b>
23D (Springfield Central) Reagan Wiles	5-3	212.00	13.00	68.33	<b>26th</b>
19D (Park Hill South Debate) Meghan Pate	4-4	220.00	18.67	65.33	<b>27th</b>
11H (Liberty HS) Braden King	4-4	217.00	14.00	68.00	<b>28th</b>
8C (Jefferson City) Will Henrickson	4-4	216.00	15.00	52.00	<b>29th</b>
11D (Liberty HS) Miles Allain	4-4	215.00	19.00	70.00	<b>30th</b>
12C (Liberty North) Paige Nicewaner	4-4	215.00	13.00	70.00	<b>31st</b>
12E (Liberty North) Preston Valentine	4-4	212.00	12.00	64.00	<b>32nd</b>
3A (Blue Springs South) Bren Herman	4-4	206.00	18.00	59.00	<b>33rd</b>
19E (Park Hill South Debate) Jonathan Amthor	4-4	204.00	17.00	61.00	<b>34th</b>
19C (Park Hill South Debate) Seth Frye	4-4	201.00	13.00	65.00	<b>35th</b>
4D (Carthage High School) Kelci Ward	4-4	199.00	19.00	64.00	<b>36th</b>
12D (Liberty North) Cory Busch	3-5	215.00	17.00	61.00	<b>37th</b>
12F (Liberty North) Chris Gooch	3-5	210.66	20.00	64.00	<b>38th</b>
23G (Springfield Central) Imber Johnson	3-5	210.00	18.00	63.00	<b>39th</b>
12G (Liberty North) Parker Kirtley	3-5	206.00	20.00	62.00	<b>40th</b>

**Crabtree Classic**  
**Lincoln Douglas Debate**

Competitors in order

Competitor	Record	Points	Opp. Wins	Opp. Opp. Wins	Results
15C (Nixa High School) Adams	3-5	197.00	11.00	66.67	<b>41st</b>
16A (North Kansas City High School) Mila Schmidt	2-6	214.00	18.00	59.33	<b>42nd</b>
23C (Springfield Central) Trinity Reece	2-6	214.00	17.00	56.00	<b>43rd</b>
8D (Jefferson City) Hakeem Din-Gabisi	2-6	204.00	16.00	62.00	<b>44th</b>
10A (Lees Summit High School) Kyle Cumberland	2-6	202.00	17.00	58.00	<b>45th</b>
11G (Liberty HS) Jeff Lea	2-6	200.00	16.00	58.00	<b>46th</b>
8E (Jefferson City) Lucah Mccullough	2-6	197.00	12.00	60.00	<b>47th</b>
19G (Park Hill South Debate) Faith Nagel	2-6	191.00	16.00	64.00	<b>48th</b>
8F (Jefferson City) Malachi Saint	2-6	190.66	17.33	54.67	<b>49th</b>
3C (Blue Springs South) Riley Smith	1-7	211.00	15.00	59.00	<b>50th</b>
3B (Blue Springs South) Corey Johnson	1-7	197.00	17.00	71.00	<b>51st</b>
23F (Springfield Central) J T Truitt	1-7	186.00	14.00	60.00	<b>52nd</b>
10C (Lees Summit High School) Lauren Kroh	1-7	185.00	14.00	59.00	<b>53rd</b>
10B (Lees Summit High School) Jaylen Reed	0-8	184.00	17.00	49.00	<b>54th</b>
11F (Liberty HS) Sydney Jackson	0-4	94.00	9.00	28.00	<b>55th</b>

This tournament is being run using SpeechWire Tournament Services software - [www.SpeechWire.com](http://www.SpeechWire.com).  
 © 2004-2016 Ben Stewart - All Rights Reserved. SpeechWire version 4.21.006.



# Crabtree Classic Policy Debate

Competitors in order

Competitor	Record	Opp. Lost to's Wins	Ranks	Points	Opp. Wins	Opp. Opp. Wins	Results
15A (Nixa High School) rockelfella and mende	4-0	0	12.00	222.50	7.00	42.67	<b>1st</b>
23C (Springfield Central) Lee and Hamilton	4-0	0	13.00	203.50	8.00	38.33	<b>2nd</b>
24A (Summit Christian academy) Connor Healy and Corbin Healy	4-0	0	18.00	214.00	8.00	44.00	<b>3rd</b>
25B (Truman) Madeleine Petentler and Lorinda Ann Ruz	3-1	4.00	17.00	215.00	10.00	34.00	<b>4th</b>
8A (Jefferson City) Michael Waggoner and Lucy Liao	3-1	4.00	17.00	208.00	7.00	34.00	<b>5th</b>
25A (Truman) Derek Alexander Allgood and Elijah Carlos Rojas	3-1	3.00	15.00	208.00	8.00	44.00	<b>6th</b>
11D (Liberty HS) Summer Olson and Jacklyn Drewry	3-1	3.00	19.00	202.00	8.00	31.00	<b>7th</b>
23A (Springfield Central) Joseph Cummings and Andrew Lee	3-1	2.00	15.00	210.00	4.00	38.00	<b>8th</b>
8C (Jefferson City) Rakesh Natarajan and Dylan Benedict	3-1	2.00	18.00	196.00	5.00	43.33	<b>9th</b>
23D (Springfield Central) Lauren Lander and Seth Bossi	3-1	2.00	18.00	195.00	7.00	36.00	<b>10th</b>
23B (Springfield Central) Sam Barber and Adrian Fruge	3-1	2.00	19.00	215.00	6.00	40.00	<b>11th</b>
11A (Liberty HS) Allison Potter and Addison Henson	2-2	8.00	19.00	223.00	12.00	27.00	<b>12th</b>
11C (Liberty HS) Emma Kenney and Hannah Sanders	2-2	7.00	16.00	219.00	12.00	29.00	<b>13th</b>
11E (Liberty HS) Jackson Mueller and Andrew Egbert	2-2	7.00	20.00	200.00	10.00	29.00	<b>14th</b>
11G (Liberty HS) Brennan Kirby and Jake Hil	2-2	7.00	22.00	195.00	8.00	36.00	<b>15th</b>
11F (Liberty HS) Weston Brown and James Hirsch	2-2	7.00	24.00	189.33	13.33	28.00	<b>16th</b>
8B (Jefferson City) Hunter Middleton and Catherine Blotevogel	2-2	7.00	24.00	188.00	10.67	32.00	<b>17th</b>
4A (Carthage High School) Emily Smith and Adam Theis	2-2	6.00	21.33	210.67	8.00	33.33	<b>18th</b>
12A (Liberty North) Cami Smith and Todd Rogers	2-2	4.00	19.00	195.00	8.00	38.00	<b>19th</b>
10A (Lees Summit High School) Josh Willoughby and Peyton Reeves	1-3	10.00	24.00	175.00	10.00	23.00	<b>20th</b>

# Crabtree Classic Policy Debate

Competitors in order

Competitor	Record	Opp. Lost to's Wins	Ranks	Points	Opp. Wins	Opp. Opp. Wins	Results
3B (Blue Springs South) Tavarus Pennington and Kaden Zimmerman	1-3	9.00	21.00	190.00	10.00	26.00	<b>21st</b>
3A (Blue Springs South) Camron Haas and Alex Van Dyke	1-3	9.00	25.00	211.00	10.00	25.00	<b>22nd</b>
23E (Springfield Central) Parker Bailey and Gerardo Prieto	1-3	9.00	26.67	182.67	12.00	26.67	<b>23rd</b>
19A (Park Hill South Debate) Thomas Kindle and Evan Means	1-3	8.00	22.00	201.00	9.00	32.67	<b>24th</b>
12B (Liberty North) Emma Mitchem and Abby keller	1-3	8.00	22.00	197.00	8.00	27.00	<b>25th</b>
26A (University Academy ) Raven LaBerrie and Ryan Wilson	1-3	7.00	22.00	175.00	7.00	32.00	<b>26th</b>
8D (Jefferson City) Tanner Henley and EC Powers	1-3	4.00	22.00	215.00	4.00	36.00	<b>27th</b>
2A (Blue Springs High School) Laura Verbrugge and Jade Scherer	0-4	8.00	27.00	168.00	8.00	27.00	<b>28th</b>
11B (Liberty HS) Layne Nichols and Derek Rhea	0-4	6.00	26.00	182.00	6.00	29.00	<b>29th</b>

This tournament is being run using SpeechWire Tournament Services software - [www.SpeechWire.com](http://www.SpeechWire.com).  
© 2004-2016 Ben Stewart - All Rights Reserved. SpeechWire version 4.21.006.

# Crabtree Classic Public Forum Debate

Competitors in order

Competitor	Record	Opp. Lost to's Wins	Ranks	Points	Opp. Wins	Opp. Opp. Wins	Results
23B (Springfield Central) Matt Nguyen and August McGrail	8-0	0	0.00	463.00	13.00	69.00	<b>1st</b>
12E (Liberty North) Brady Graves and Anthony Whalen	8-0	0	0.00	449.34	16.00	69.33	<b>2nd</b>
12B (Liberty North) Whitney Wilson and Mattie Seley	8-0	0	0.00	449.34	14.67	81.33	<b>3rd</b>
3A (Blue Springs South) Hunter Blachford and Cooper Giles	7-1	0	0.00	452.00	15.00	81.00	<b>4th</b>
15A (Nixa High School) Heath Fusco and Leila Ismaio	7-1	0	0.00	451.00	15.00	70.00	<b>5th</b>
23E (Springfield Central) Adeesh Parvarthaneni and Caleb Conaway	7-1	0	0.00	445.00	15.00	78.00	<b>6th</b>
23J (Springfield Central) Malia Morgan and Ryan Burch	7-1	0	0.00	433.00	19.00	72.33	<b>7th</b>
12I (Liberty North) Clayton Brashears and Harrison Frawley	6-2	8.00	0.00	426.00	17.00	58.00	<b>8th</b>
15C (Nixa High School) Mark Meads and Sophia Jackson	6-2	7.00	0.00	412.00	19.00	64.00	<b>9th</b>
12D (Liberty North) Carman Stephenson and Jordan Jackson	6-2	6.00	0.00	450.00	14.00	66.00	<b>10th</b>
12H (Liberty North) Sadik Mohammed and Madi Newton	6-2	6.00	0.00	443.00	12.00	75.00	<b>11th</b>
25A (Truman) Jaggard Lee Williams and Kayla Gerlt	6-2	6.00	0.00	410.00	19.00	64.00	<b>12th</b>
23F (Springfield Central) Halle Farrar and Sam Weiler	6-2	4.00	0.00	451.00	15.00	68.33	<b>13th</b>
12A (Liberty North) Isaac Keller and Mac Newton	6-2	0	0.00	461.00	14.00	80.00	<b>14th</b>
11E (Liberty HS) Alana Pendergraft and Connor Wilcox	6-2	0	0.00	453.00	14.00	66.00	<b>15th</b>
23G (Springfield Central) Meredith Wilson and Nadine Elkady	6-2	0	0.00	450.00	17.00	64.00	<b>16th</b>
2B (Blue Springs High School) Billy Mears and Ross Thomas	6-2	0	0.00	437.00	16.00	64.00	<b>17th</b>
11D (Liberty HS) Andrue Johnson and Molly Day	6-2	0	0.00	340.00	13.00	49.00	<b>18th</b>
11B (Liberty HS) Mariah Shipley and Hannah Spell	5-3	8.00	0.00	445.00	17.00	60.67	<b>19th</b>
23A (Springfield Central) Jeff Su and Ben Zimmerman	5-3	7.00	0.00	453.00	19.00	67.00	<b>20th</b>

**Crabtree Classic**  
**Public Forum Debate**  
 Competitors in order

<b>Competitor</b>	<b>Record</b>	<b>Opp. Lost to's Wins</b>	<b>Ranks</b>	<b>Points</b>	<b>Opp. Wins</b>	<b>Opp. Opp. Wins</b>	<b>Results</b>
23C (Springfield Central) Bao Ha and Ben Moore	5-3	6.00	0.00	440.00	19.00	57.00	<b>21st</b>
11C (Liberty HS) Lauren Cochran and Olivia Newell	5-3	5.00	0.00	431.00	12.00	68.00	<b>22nd</b>
23D (Springfield Central) Morgan Passina and Nathan Pulis	5-3	0	0.00	447.00	17.00	61.00	<b>23rd</b>
4B (Carthage High School) Jose Castaneda and Ian Crowder	5-3	0	0.00	446.00	21.00	60.00	<b>24th</b>
23I (Springfield Central) James Hosmer and Ankit Jain	5-3	0	0.00	443.00	15.00	76.00	<b>25th</b>
8C (Jefferson City) Katie Liu and Spenser Bartholomew	5-3	0	0.00	435.00	17.00	64.00	<b>26th</b>
23L (Springfield Central) Anna Skalicky and Jenna Kohls	5-3	0	0.00	421.00	16.00	67.00	<b>27th</b>
10C (Lees Summit High School) Jada VanDuyne and Truman Runyan	4-4	16.00	0.00	435.00	22.00	62.67	<b>28th</b>
12C (Liberty North) Elizabeth Potterf and Sydney Neal	4-4	14.00	0.00	453.00	20.00	66.00	<b>29th</b>
15B (Nixa High School) Reagan Gunter and Ronnie Warren	4-4	14.00	0.00	435.00	14.00	66.00	<b>30th</b>
12G (Liberty North) Connor Thompson and Madi Barrett	4-4	14.00	0.00	419.00	16.00	57.00	<b>31st</b>
19B (Park Hill South Debate) Annie Buckles and Maya Yildirim	4-4	13.00	0.00	445.00	15.00	59.00	<b>32nd</b>
16B (North Kansas City High School) Kelly Nguyen and Cesia Bates	4-4	13.00	0.00	411.00	16.00	56.00	<b>33rd</b>
16A (North Kansas City High School) Molly King and Gabby Campbell	4-4	9.00	0.00	414.00	10.00	74.00	<b>34th</b>
10A (Lees Summit High School) Meah Wilburn and Joy Rogers	4-4	8.00	0.00	437.00	15.00	68.00	<b>35th</b>
4C (Carthage High School) Annie Collier and Maquelle Huntley	4-4	8.00	0.00	399.00	12.00	65.00	<b>36th</b>
8A (Jefferson City) Catherine Gandhi and Elizabeth Vasko	4-4	7.00	0.00	443.00	23.00	57.00	<b>37th</b>
11A (Liberty HS) Michella Anaya and Maddie McGregor	4-4	7.00	0.00	439.00	16.00	62.00	<b>38th</b>
4A (Carthage High School) Eli Paden and Emerson Cochran	4-4	6.00	0.00	436.00	16.00	56.00	<b>39th</b>
8B (Jefferson City) Kelsey Bartlett and Leticia Nketiah	4-4	6.00	0.00	436.00	16.00	55.00	<b>40th</b>

**Crabtree Classic**  
**Public Forum Debate**  
 Competitors in order

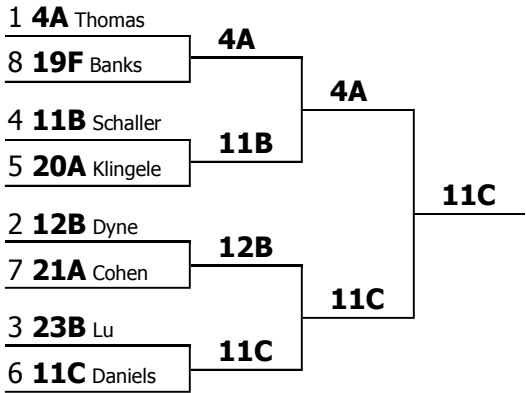
<b>Competitor</b>	<b>Record</b>	<b>Opp. Lost to's Wins</b>	<b>Ranks</b>	<b>Points</b>	<b>Opp. Wins</b>	<b>Opp. Opp. Wins</b>	<b>Results</b>
2A (Blue Springs High School) Pascasie Redhage and Nafi Seife	4-4	6.00	0.00	432.00	17.00	57.00	<b>41st</b>
19A (Park Hill South Debate) Regan Frederick and Mara Peek	4-4	6.00	0.00	427.00	17.00	63.00	<b>42nd</b>
11H (Liberty HS) Evan Nelson and Joanie Bell	4-4	5.00	0.00	419.00	14.00	68.00	<b>43rd</b>
13A (Marshall) Devan Green and Rhiannon Bowlen	4-4	5.00	0.00	404.00	13.00	65.00	<b>44th</b>
18A (Oak Grove High School) Connor Katchmarik and Malinda Steiner	4-4	5.00	0.00	399.00	17.00	68.00	<b>45th</b>
23K (Springfield Central) Josh Taylor and josh glor	4-4	4.00	0.00	439.00	13.00	68.00	<b>46th</b>
12F (Liberty North) Matt Calcara and nick smith	4-4	4.00	0.00	437.34	16.00	73.33	<b>47th</b>
10B (Lees Summit High School) Mackenzie Gettel and Olivia Pittard	3-5	14.00	0.00	451.00	24.00	54.00	<b>48th</b>
3C (Blue Springs South) John Janish and Ian Cuthbert	3-5	14.00	0.00	417.00	20.00	51.00	<b>49th</b>
14A (Maryville High School) Hannah Hawthorne and Chase Newberry	3-5	13.00	0.00	426.66	21.33	62.67	<b>50th</b>
8F (Jefferson City) Lawton Linsenbardt and Dylan Penserum	3-5	12.00	0.00	391.00	15.00	63.00	<b>51st</b>
15D (Nixa High School) Emily Smith and Tristan Starnes	3-5	10.00	0.00	433.00	14.00	60.00	<b>52nd</b>
23H (Springfield Central) Kaylea Bryan and Allison Li	3-5	10.00	0.00	424.00	15.00	58.00	<b>53rd</b>
28A (Winnetonka) Robby Delameter and Bailey Kleindienst	3-5	5.00	0.00	431.00	14.00	67.00	<b>54th</b>
3B (Blue Springs South) Peyton Ultican and Will Wood	3-5	5.00	0.00	417.00	16.00	60.00	<b>55th</b>
16C (North Kansas City High School) Sara Ragsdale and Jacob Earnshaw	3-5	4.00	0.00	414.00	13.00	67.33	<b>56th</b>
11F (Liberty HS) Grace Johannes and TJ Cowger	2-6	18.00	0.00	429.00	22.00	54.67	<b>57th</b>
8D (Jefferson City) Ifeoma Anunoby and Amr Ahmed	2-6	16.00	0.00	436.00	16.00	64.00	<b>58th</b>
13D (Marshall) Donna Sutherland and India Workcuff	2-6	15.00	0.00	400.00	16.00	53.00	<b>59th</b>
12J (Liberty North) Kim Ngyeun and Tinh Nim	2-6	12.00	0.00	412.00	17.00	55.00	<b>60th</b>

**Crabtree Classic**  
**Public Forum Debate**  
 Competitors in order

Competitor	Record	Opp. Lost to's Wins	Ranks	Points	Opp. Wins	Opp. Opp. Wins	Results
8E (Jefferson City) Clara Scovill and Austin Tucker	2-6	12.00	0.00	390.66	16.00	70.67	<b>61st</b>
10D (Lees Summit High School) Amanda Coney and Seth Garrett	2-6	11.00	0.00	407.00	11.00	58.00	<b>62nd</b>
11G (Liberty HS) Alex Lonsdale and Tony Lonsdale	2-6	11.00	0.00	363.00	11.00	66.00	<b>63rd</b>
8H (Jefferson City) Salem Sanfilippo-Solindas and Ember Wright	2-6	10.00	0.00	416.00	16.00	57.00	<b>64th</b>
25C (Truman) DJ Williams and Danielle Tyler	2-6	10.00	0.00	385.00	16.00	55.00	<b>65th</b>
25B (Truman) Mickayla Tittle and Pierce Cromley	2-6	8.00	0.00	419.00	14.00	64.00	<b>66th</b>
15E (Nixa High School)	2-0	0	0	0	0	0	<b>67th</b>
13E (Marshall) Hope James and Martin Hynick	1-7	13.00	0.00	394.00	16.00	54.00	<b>68th</b>
8I (Jefferson City) Princess Garner and Christian Crouse	1-7	10.00	0.00	378.00	12.00	64.00	<b>69th</b>
13B (Marshall) Francisco Camacho and Easton Blackburn	0-8	19.00	0.00	388.00	19.00	59.00	<b>70th</b>
13G (Marshall) Alexandria Sauer and Marissa Vestal	0-8	18.00	0.00	381.00	18.00	54.00	<b>71st</b>
13F (Marshall) Andrea Umana and Dayjha Hill	0-8	14.00	0.00	360.00	14.00	58.00	<b>72nd</b>
13C (Marshall) Alexander Toliver and Payten Francisco	0-4	12.00	0.00	197.00	12.00	29.00	<b>73rd</b>
18B (Oak Grove High School) TJ Jackson and Zach Kroah	0-4	11.00	0.00	179.00	11.00	34.00	<b>74th</b>
15F (Nixa High School)	0-2	0	0	0	0	0	<b>75th</b>


This tournament is being run using SpeechWire Tournament Services software - [www.SpeechWire.com](http://www.SpeechWire.com).  
 © 2004-2016 Ben Stewart - All Rights Reserved. SpeechWire version 4.21.006.

Crabtree Classic  
**Lincoln Douglas Debate**  
Elimination round bracket



This tournament is being run using SpeechWire Tournament Services software - [www.SpeechWire.com](http://www.SpeechWire.com).  
© 2004-2016 Ben Stewart - All Rights Reserved. SpeechWire version 4.21.006.

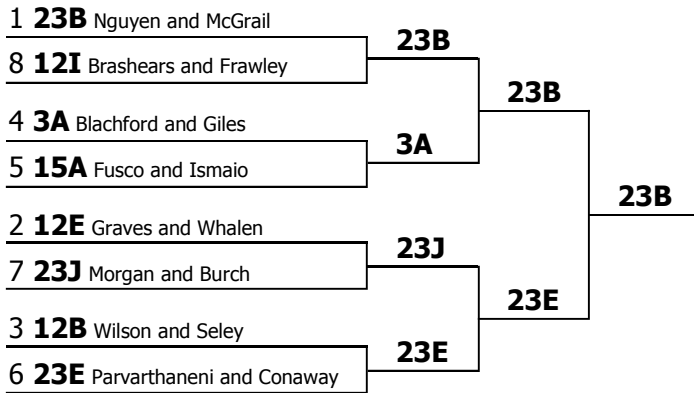
Crabtree Classic  
**Policy Debate**  
Elimination round bracket



This tournament is being run using SpeechWire Tournament Services software - [www.SpeechWire.com](http://www.SpeechWire.com).  
© 2004-2016 Ben Stewart - All Rights Reserved. SpeechWire version 4.21.006.



Crabtree Classic  
**Public Forum Debate**  
Elimination round bracket



This tournament is being run using SpeechWire Tournament Services software - [www.SpeechWire.com](http://www.SpeechWire.com).  
© 2004-2016 Ben Stewart - All Rights Reserved. SpeechWire version 4.21.006.

**Crabtree Classic**  
**Lincoln Douglas Debate**  
**Elimination round results**

**Quarterfinal round**

1 4A Jessica Thomas (Neg) def. 8 19F Asa Banks (AFF) **3-0**  
4 11B Natalie Schaller (AFF) def. 5 20A John Klingele (Neg) **2-1**  
2 12B Maddi Van Dyne (Neg) def. 7 21A Levi Cohen (AFF) **2-1**  
6 11C Lysie Daniels (AFF) def. 3 23B Katie Lu (Neg) **2-1**

**Semifinal round**

4A Jessica Thomas (Neg) def. 11B Natalie Schaller (AFF) **2-1**  
11C Lysie Daniels (AFF) def. 12B Maddi Van Dyne (Neg) **3-0**

**Final round**

11C Lysie Daniels (Neg) def. 4A Jessica Thomas (AFF) **1-0**

Champion: **11C Lysie Daniels**

This tournament is being run using SpeechWire Tournament Services software - [www.SpeechWire.com](http://www.SpeechWire.com).  
© 2004-2016 Ben Stewart - All Rights Reserved. SpeechWire version 4.21.006.

Crabtree Classic  
**Policy Debate**  
Elimination round results

**Quarterfinal round**

8 23A Joseph Cummings and Andrew Lee (AFF) def. 1 15A rockelfella and mende (Neg) **2-1**  
4 25B Madeleine Petentler and Lorinda Ann Ruz (Neg) def. 5 8A Michael Waggoner and Lucy Liao (AFF) **2-1**  
2 23C Lee and Hamilton (Neg) def. 7 11D Summer Olson and Jacklyn Drewry (AFF) **3-0**  
3 24A Connor Healy and Corbin Healy (AFF) def. 6 25A Derek Alexander Allgood and Elijah Carlos Rojas (Neg) **3-0**

**Semifinal round**

23A Joseph Cummings and Andrew Lee (AFF) def. 25B Madeleine Petentler and Lorinda Ann Ruz (Neg) **2-1**  
24A Connor Healy and Corbin Healy (AFF) def. 23C Lee and Hamilton (Neg) **2-1**

**Final round**

24A Connor Healy and Corbin Healy (Neg) def. 23A Joseph Cummings and Andrew Lee **1-0**

Champion: **24A Connor Healy and Corbin Healy**

This tournament is being run using SpeechWire Tournament Services software - [www.SpeechWire.com](http://www.SpeechWire.com).  
© 2004-2016 Ben Stewart - All Rights Reserved. SpeechWire version 4.21.006.

**Crabtree Classic**  
**Public Forum Debate**  
**Elimination round results**

**Quarterfinal round**

1 23B Matt Nguyen and August McGrail (Neg) def. 8 12I Clayton Brashears and Harrison Frawley (AFF) **2-1**

4 3A Hunter Blachford and Cooper Giles (Neg) def. 5 15A Heath Fusco and Leila Ismaio (AFF) **2-1**

7 23J Malia Morgan and Ryan Burch (AFF) def. 2 12E Brady Graves and Anthony Whalen (Neg) **2-1**

6 23E Adeesh Parvarthaneni and Caleb Conaway (AFF) def. 3 12B Whitney Wilson and Mattie Seley (Neg) **2-1**

**Semifinal round**

23B Matt Nguyen and August McGrail (Neg) def. 3A Hunter Blachford and Cooper Giles (AFF) **2-1**

23E Adeesh Parvarthaneni and Caleb Conaway (Neg) def. 23J Malia Morgan and Ryan Burch (AFF) **1-0**

**Final round**

23B Matt Nguyen and August McGrail (AFF) def. 23E Adeesh Parvarthaneni and Caleb Conaway (Neg) **1-0**

Champion: **23B Matt Nguyen and August McGrail**

This tournament is being run using SpeechWire Tournament Services software - [www.SpeechWire.com](http://www.SpeechWire.com).  
© 2004-2016 Ben Stewart - All Rights Reserved. SpeechWire version 4.21.006.

Crabtree Classic  
**Domestic Extemporaneous Speaking**  
 Elimination round results

**Final round**

Code	Name	Team	6BX	6GC	6JG	6KC	6KO	Rank total	Judges pref.	Recips	Place
12A	Mac Newton	Liberty North	3	1	2	5	1	12	1	3.03	<b>1</b>
23C	Adeesh Parvarthaneni	Springfield Central	1	4	4	1	2	12	2	3.00	<b>2</b>
12B	Cami Smith	Liberty North	2	3	1	3	4	13		2.42	<b>3</b>
11A	Natalie Schaller	Liberty HS	5	5	3	4	3	20		1.32	<b>4</b>
4A	Jessica Thomas	Carthage High School	6	6	5	2	5	24	5	1.23	<b>5</b>
12C	Elizabeth Potterf	Liberty North	4	2	6	6	6	24	6	1.25	<b>6</b>

**Semifinal round**

Code	Name	Team	6LS	6BK	6AY	Rank total	Judges pref.	Recips	1s	2s	3s	4s	5s	6s	Prelim Ranks	Place
12C	Elizabeth Potterf	Liberty North	1	2	5	8	1	1.70	1	1	0	0	1	0	4	<b>1</b>
23C	Adeesh Parvarthaneni	Springfield Central	3	4	1	8	2	1.58	1	0	1	1	0	0	2	<b>2</b>
11A	Natalie Schaller	Liberty HS	2	5	2	9		1.20	0	2	0	0	1	0	2	<b>3</b>
10B	Olivia Pittard	Lees Summit High School	4	1	6	11		1.42	1	0	0	1	0	1	4	<b>4</b>
23A	Jeff Su	Springfield Central	5	3	4	12		0.78	0	0	1	1	1	0	4	<b>5</b>
12E	Maddi Van Dyne	Liberty North	6	6	3	15		0.67	0	0	1	0	0	2	2	<b>6</b>

**Semifinal round**

Code	Name	Team	6EQ	6ER	6EN	Rank total	Judges pref.	Recips	1s	2s	3s	4s	5s	6s	Prelim Ranks	Place
12B	Cami Smith	Liberty North	1	1	2	4		2.50	2	1	0	0	0	0	3	<b>1</b>
12A	Mac Newton	Liberty North	2	3	1	6		1.83	1	1	1	0	0	0	2	<b>2</b>
4A	Jessica Thomas	Carthage High School	3	2	3	8		1.17	0	1	2	0	0	0	3	<b>3</b>
15E		Nixa High School	5	4	4	13		0.70	0	0	0	2	1	0	4	<b>4</b>
11B	Summer Olson	Liberty HS	4	6	5	15		0.62	0	0	0	1	1	1	2	<b>5</b>
23B	Ben Zimmerman	Springfield Central	6	5	6	17		0.53	0	0	0	0	1	2	4	<b>6</b>

**Crabtree Classic**  
**Dramatic Interpretation**  
**Elimination round results**  
**Final round**

Code	Name	Team	6MG	6IX	6II	6AM	6JK	Rank total	Judges pref.	Recips	Place
25A	Jaggard Lee Williams	Truman	1	2	1	3	1	8		3.83	<b>1</b>
7A	Philomena Williams	Independence--Van Horn High School	3	5	2	1	2	13		2.53	<b>2</b>
23A	August McGrail	Springfield Central	2	6	4	2	5	19		1.62	<b>3</b>
23B	Reagan Wiles	Springfield Central	5	3	3	6	3	20		1.37	<b>4</b>
16B	Caleb Dewitt	North Kansas City High School	4	4	5	5	4	22		1.15	<b>5</b>
11D	Weston Brown	Liberty HS	6	1	6	4	6	23		1.75	<b>6</b>

**Semifinal round**

Code	Name	Team	6JB	6AH	6CI	Rank total	Judges pref.	Recips	1s	2s	3s	4s	5s	6s	Prelim Ranks	Place
11D	Weston Brown	Liberty HS	1	2	1	4		2.50	2	1	0	0	0	0	4	<b>1</b>
23A	August McGrail	Springfield Central	2	4	2	8		1.25	0	2	0	1	0	0	3	<b>2</b>
25A	Jaggard Lee Williams	Truman	3	6	3	12		0.83	0	0	2	0	0	1	2	<b>3</b>
12C	Clarissa lenger	Liberty North	7	1	5	13		1.34	1	0	0	0	1	0	4	<b>4</b>
16A	Kevin Nguyen	North Kansas City High School	6	3	6	15		0.67	0	0	1	0	0	2	3	<b>5</b>
2D	Ashley Reed	Blue Springs High School	4	5	7	16	6	0.59	0	0	0	1	1	0	3	<b>6</b>
12A	noah graham	Liberty North	5	7	4	16	7	0.59	0	0	0	1	1	0	2	<b>7</b>

**Semifinal round**

Code	Name	Team	6MQ	6AJ	6MS	Rank total	Judges pref.	Recips	1s	2s	3s	4s	5s	6s	Prelim Ranks	Place
23B	Reagan Wiles	Springfield Central	1	1	2	4		2.50	2	1	0	0	0	0	3	<b>1</b>
7A	Philomena Williams	Independence--Van Horn High School	2	3	1	6		1.83	1	1	1	0	0	0	3	<b>2</b>
16B	Caleb Dewitt	North Kansas City High School	3	2	6	11		1.00	0	1	1	0	0	1	2	<b>3</b>
12H	Garrett Williams	Liberty North	4	5	3	12		0.78	0	0	1	1	1	0	4	<b>4</b>
4A	Maquelle Huntley	Carthage High School	6	4	4	14		0.67	0	0	0	2	0	1	2	<b>5</b>
21A	Mackenzie Beaman	Pleasant Hill High School	7	6	5	18		0.51	0	0	0	0	1	1	3	<b>6</b>
2E	Soffia Hernandez	Blue Springs High School	5	7	7	19		0.49	0	0	0	0	1	0	4	<b>7</b>

**Crabtree Classic**  
**Duo Interpretation**  
**Elimination round results**  
**Final round**

Code	Name	Team	6Q	6DZ	6FJ	6CI	6CG	Rank total	Judges pref.	Recips	Place
11A	Corben Phillips and Logan Reiter	Liberty HS	2	1	1	6	2	12		3.17	<b>1</b>
3B	Emma Cunningham and Camron Metcalf	Blue Springs South	4	3	2	1	5	15		2.28	<b>2</b>
25A	Jaggard Lee Williams and Derek Alexander Allgood	Truman	3	2	4	2	6	17		1.75	<b>3</b>
18A	Timmy DeFoor and Savannah Purkey	Oak Grove High School	1	6	6	5	1	19		2.53	<b>4</b>
12B	colt duncan and Jamal Gregory	Liberty North	5	4	3	4	4	20		1.28	<b>5</b>
23A	August McGrail and Reagan Wiles	Springfield Central	6	5	5	3	3	22		1.23	<b>6</b>

**Semifinal round**

Code	Name	Team	6GU	6CO	6FU	Rank total	Judges pref.	Recips	1s	2s	3s	4s	5s	6s	Prelim Ranks	Place
23A	August McGrail and Reagan Wiles	Springfield Central	1	1	1	3		3.00	3	0	0	0	0	0	2	<b>1</b>
18A	Timmy DeFoor and Savannah Purkey	Oak Grove High School	2	2	2	6		1.50	0	3	0	0	0	0	5	<b>2</b>
12B	colt duncan and Jamal Gregory	Liberty North	5	4	3	12		0.78	0	0	1	1	1	0	4	<b>3</b>
2A	Kaity Johnson and Noah Hinton	Blue Springs High School	4	5	4	13		0.70	0	0	0	2	1	0	4	<b>4</b>
23B	Kaylea Bryan and Lauren Lander	Springfield Central	3	6	5	14		0.70	0	0	1	0	1	1	4	<b>5</b>
3C	Alisyn Tharp and Margot Reed	Blue Springs South	6	3	6	15		0.67	0	0	1	0	0	2	4	<b>6</b>

**Semifinal round**

Code	Name	Team	6MO	6MP	6AP	Rank total	Judges pref.	Recips	1s	2s	3s	4s	5s	6s	Prelim Ranks	Place
25A	Jaggard Lee Williams and Derek Alexander Allgood	Truman	2	1	1	4		2.50	2	1	0	0	0	0	2	<b>1</b>
11A	Corben Phillips and Logan Reiter	Liberty HS	1	3	2	6		1.83	1	1	1	0	0	0	4	<b>2</b>
3B	Emma Cunningham and Camron Metcalf	Blue Springs South	3	2	5	10		1.03	0	1	1	0	1	0	5	<b>3</b>
11C	Delaney Tarpley and Katherine Vlamis	Liberty HS	4	4	3	11		0.83	0	0	1	2	0	0	3	<b>4</b>
3E	Greyson Schaefer and Xander McCourt	Blue Springs South	6	5	4	15		0.62	0	0	0	1	1	1	5	<b>5</b>
12C	Nate Meshau and Clarissa lenger	Liberty North	5	6	6	17		0.53	0	0	0	0	1	2	4	<b>6</b>

**Crabtree Classic**  
**Foreign Extemporaneous**  
**Elimination round results**

**Final round**

Code	Name	Team	6FB	6K	6CE	6HJ	6Z	Rank total	Judges pref.	Recips	Place
15A		Nixa High School	1	5	4	1	4	15		2.70	<b>1</b>
12B	Sadik Mohammed	Liberty North	2	4	1	2	6	15		2.42	<b>2</b>
20A	John Klingele	Platte County High School	6	2	2	3	2	15		2.00	<b>3</b>
2A	Caleb Shull	Blue Springs High School	3	1	6	5	1	16		2.70	<b>4</b>
23C	josh glor	Springfield Central	4	6	5	4	3	22	5	1.20	<b>5</b>
21A	Fernanda Sierra	Pleasant Hill High School	5	3	3	6	5	22	6	1.23	<b>6</b>

**Semifinal round**

Code	Name	Team	6GC	6IN	6BS	Rank total	Judges pref.	Recips	1s	2s	3s	4s	5s	6s	Prelim Ranks	Place
2A	Caleb Shull	Blue Springs High School	1	1	2	4		2.50	2	1	0	0	0	0	3	<b>1</b>
15A		Nixa High School	5	2	1	8		1.70	1	1	0	0	1	0	2	<b>2</b>
20A	John Klingele	Platte County High School	3	3	3	9		1.00	0	0	3	0	0	0	3	<b>3</b>
11E	Connor Wilcox	Liberty HS	2	4	6	12		0.92	0	1	0	1	0	1	3	<b>4</b>
12G	Cory Busch	Liberty North	6	5	4	15	5	0.62	0	0	0	1	1	1	4	<b>5</b>
23H	Michael Lee	Springfield Central	4	6	5	15	6	0.62	0	0	0	1	1	1	4	<b>6</b>

**Semifinal round**

Code	Name	Team	6IL	6ET	6DR	Rank total	Judges pref.	Recips	1s	2s	3s	4s	5s	6s	Prelim Ranks	Place
21A	Fernanda Sierra	Pleasant Hill High School	3	1	1	5		2.33	2	0	1	0	0	0	4	<b>1</b>
12B	Sadik Mohammed	Liberty North	5	3	2	10	2	1.03	0	1	1	0	1	0	3	<b>2</b>
23C	josh glor	Springfield Central	1	4	5	10	3	1.45	1	0	0	1	1	0	3	<b>3</b>
25A	Lorinda Ann Ruz	Truman	2	6	3	11		1.00	0	1	1	0	0	1	3	<b>4</b>
11B	Miles Allain	Liberty HS	4	2	6	12		0.92	0	1	0	1	0	1	3	<b>5</b>
23B	Izzy Lai	Springfield Central	6	5	4	15		0.62	0	0	0	1	1	1	4	<b>6</b>



Crabtree Classic  
**Humorous Interpretation**  
 Elimination round results

**Final round**

Code	Name	Team	6MO	6AP	6CN	6ER	6EN	Rank total	Judges pref.	Recips	Place
11B	Alana Pendergraft	Liberty HS	1	1	2	1	1	6		4.50	<b>1</b>
11E	Logan Reiter	Liberty HS	2	3	3	2	6	16		1.83	<b>2</b>
8B	Ember Wright	Jefferson City	4	2	5	4	2	17		1.70	<b>3</b>
25A	Kayla Gerlt	Truman	3	4	1	5	5	18		1.98	<b>4</b>
15E		Nixa High School	5	5	4	3	4	21		1.23	<b>5</b>
23A	Andrew Lee	Springfield Central	6	6	6	6	3	27		1.00	<b>6</b>

**Semifinal round**

Code	Name	Team	6DI	6EZ	6ME	Rank total	Judges pref.	Recips	1s	2s	3s	4s	5s	6s	Prelim Ranks	Place
23A	Andrew Lee	Springfield Central	1	1	4	6		2.25	2	0	0	1	0	0	4	<b>1</b>
8B	Ember Wright	Jefferson City	3	4	1	8		1.58	1	0	1	1	0	0	2	<b>2</b>
12B	Haley Austin	Liberty North	4	2	2	8		1.25	0	2	0	1	0	0	5	<b>3</b>
15B		Nixa High School	2	3	3	8		1.17	0	1	2	0	0	0	5	<b>4</b>
3D	Taylor Scott	Blue Springs South	5	5	5	15		0.60	0	0	0	0	3	0	4	<b>5</b>

**Semifinal round**

Code	Name	Team	6J	6BW	6BQ	Rank total	Judges pref.	Recips	1s	2s	3s	4s	5s	6s	Prelim Ranks	Place
11B	Alana Pendergraft	Liberty HS	1	1	3	5		2.33	2	0	1	0	0	0	2	<b>1</b>
25A	Kayla Gerlt	Truman	2	3	2	7		1.33	0	2	1	0	0	0	3	<b>2</b>
12C	colt duncan	Liberty North	6	2	1	9		1.67	1	1	0	0	0	1	5	<b>3</b>
8D	Malachi Saint	Jefferson City	3	4	5	12		0.78	0	0	1	1	1	0	5	<b>4</b>
5A	Cole Lammert	Fort Osage	5	5	4	14		0.65	0	0	0	1	2	0	5	<b>5</b>
15A		Nixa High School	4	6	6	16		0.58	0	0	0	1	0	2	4	<b>6</b>

**Semifinal round**

Code	Name	Team	6LO	6GB	6HW	Rank total	Judges pref.	Recips	1s	2s	3s	4s	5s	6s	Prelim Ranks	Place
11E	Logan Reiter	Liberty HS	1	3	1	5		2.33	2	0	1	0	0	0	5	<b>1</b>
15E		Nixa High School	3	1	2	6		1.83	1	1	1	0	0	0	4	<b>2</b>
4A	Eli Paden	Carthage High School	2	2	4	8		1.25	0	2	0	1	0	0	3	<b>3</b>
3A	Liberty Smith	Blue Springs South	4	4	3	11		0.83	0	0	1	2	0	0	3	<b>4</b>
12A	Garrett Williams	Liberty North	6	5	5	16		0.57	0	0	0	0	2	1	5	<b>5</b>
10A	Seth Garrett	Lees Summit High School	5	6	6	17		0.53	0	0	0	0	1	2	5	<b>6</b>

**Crabtree Classic**  
**Inform**  
**Elimination round results**  
**Final round**

Code	Name	Team	6IY	6DH	6BP	6NF	6LA	Rank total	Judges pref.	Recips	Place
23B	Katie Lu	Springfield Central	1	4	2	1	3	11		3.08	<b>1</b>
8A	Kelsey Bartlett	Jefferson City	3	2	3	4	1	13		2.42	<b>2</b>
12C	Abby keller	Liberty North	6	1	4	2	4	17		2.17	<b>3</b>
12A	Jordan jackson	Liberty North	2	3	5	3	5	18		1.57	<b>4</b>
23E	Jesse Hamilton	Springfield Central	4	6	1	6	2	19		2.08	<b>5</b>
10A	Meah Wilburn	Lees Summit High School	5	5	6	5	6	27		0.93	<b>6</b>

**Semifinal round**

Code	Name	Team	6GA	6FY	6BC	Rank total	Judges pref.	Recips	1s	2s	3s	4s	5s	6s	Prelim Ranks	Place
8A	Kelsey Bartlett	Jefferson City	1	6	1	8	1	2.17	2	0	0	0	0	1	2	<b>1</b>
23B	Katie Lu	Springfield Central	2	1	5	8	2, 2	1.70	1	1	0	0	1	0	4	<b>2</b>
12C	Abby keller	Liberty North	3	2	3	8	2, 3	1.17	0	1	2	0	0	0	4	<b>3</b>
23D	Andrew Lee	Springfield Central	5	3	2	10		1.03	0	1	1	0	1	0	3	<b>4</b>
11A	Maddie McGregor	Liberty HS	6	4	6	16	5	0.58	0	0	0	1	0	2	6	<b>5</b>
4B	Ian Crowder	Carthage High School	4	5	7	16	6	0.59	0	0	0	1	1	0	6	<b>6</b>
3A	Ian Cuthbert	Blue Springs South	7	7	4	18		0.54	0	0	0	1	0	0	5	<b>7</b>

**Semifinal round**

Code	Name	Team	6CF	6FN	6GF	Rank total	Judges pref.	Recips	1s	2s	3s	4s	5s	6s	Prelim Ranks	Place
23E	Jesse Hamilton	Springfield Central	1	2	1	4		2.50	2	1	0	0	0	0	3	<b>1</b>
12A	Jordan jackson	Liberty North	2	3	3	8		1.17	0	1	2	0	0	0	5	<b>2</b>
10A	Meah Wilburn	Lees Summit High School	3	5	2	10	3	1.03	0	1	1	0	1	0	4	<b>3</b>
25A	Elijah Carlos Rojas	Truman	4	1	5	10	4	1.45	1	0	0	1	1	0	4	<b>4</b>
11B	Mariah Shipley	Liberty HS	5	6	4	15		0.62	0	0	0	1	1	1	2	<b>5</b>
3B	John Janish	Blue Springs South	6	4	6	16		0.58	0	0	0	1	0	2	5	<b>6</b>

**Crabtree Classic**  
**Original Oratory**  
**Elimination round results**

**Final round**

Code	Name	Team	6GJ	6Y	6EL	6B	6LY	Rank total	Judges pref.	Recips	Place
12C	Mac Newton	Liberty North	3	1	1	2	2	9		3.33	<b>1</b>
8A	Leticia Nketiah	Jefferson City	2	3	2	4	1	12		2.58	<b>2</b>
24A	Connor Healy	Summit Christian academy	4	5	4	1	5	19	3	1.90	<b>3</b>
25B	Elijah Carlos Rojas	Truman	1	6	3	3	6	19	4	2.00	<b>4</b>
4A	Jessica Thomas	Carthage High School	6	2	5	5	3	21		1.40	<b>5</b>
25A	Madeleine Petentler	Truman	5	4	6	6	4	25		1.03	<b>6</b>

**Semifinal round**

Code	Name	Team	6EW	6I	6IZ	Rank total	Judges pref.	Recips	1s	2s	3s	4s	5s	6s	Prelim Ranks	Place
12C	Mac Newton	Liberty North	1	2	1	4		2.50	2	1	0	0	0	0	2	<b>1</b>
25A	Madeleine Petentler	Truman	2	1	2	5		2.00	1	2	0	0	0	0	3	<b>2</b>
4B	Emerson Cochran	Carthage High School	3	4	3	10		0.92	0	0	2	1	0	0	4	<b>3</b>
12G	Madi Barrett	Liberty North	4	3	4	11		0.83	0	0	1	2	0	0	3	<b>4</b>
2B	Aimee Hendricks	Blue Springs High School	5	5	5	15		0.60	0	0	0	0	3	0	4	<b>5</b>

**Semifinal round**

Code	Name	Team	6HU	6HT	6EU	Rank total	Judges pref.	Recips	1s	2s	3s	4s	5s	6s	Prelim Ranks	Place
4A	Jessica Thomas	Carthage High School	1	3	4	8	1	1.58	1	0	1	1	0	0	3	<b>1</b>
24A	Connor Healy	Summit Christian academy	2	4	2	8	2	1.25	0	2	0	1	0	0	4	<b>2</b>
12F	Sadik Mohammed	Liberty North	3	5	1	9		1.53	1	0	1	0	1	0	4	<b>3</b>
8C	Michael Manda	Jefferson City	4	1	5	10	4	1.45	1	0	0	1	1	0	3	<b>4</b>
12B	Sydney Neal	Liberty North	5	2	3	10	5	1.03	0	1	1	0	1	0	2	<b>5</b>

**Semifinal round**

Code	Name	Team	6LT	6KW	6K	Rank total	Judges pref.	Recips	1s	2s	3s	4s	5s	6s	Prelim Ranks	Place
25B	Elijah Carlos Rojas	Truman	1	2	2	5		2.00	1	2	0	0	0	0	4	<b>1</b>
8A	Leticia Nketiah	Jefferson City	2	1	5	8	2	1.70	1	1	0	0	1	0	3	<b>2</b>
11A	Lynsie Daniels	Liberty HS	4	3	1	8	3	1.58	1	0	1	1	0	0	2	<b>3</b>
2A	Nafi Seife	Blue Springs High School	3	4	4	11		0.83	0	0	1	2	0	0	3	<b>4</b>
12H	madi Newton	Liberty North	5	6	3	14		0.70	0	0	1	0	1	1	4	<b>5</b>
12D	Paige Nicewaner	Liberty North	6	5	6	17		0.53	0	0	0	0	1	2	2	<b>6</b>

**Crabtree Classic**  
**Poetry Reading**  
**Elimination round results**

**Final round**

Code	Name	Team	6KS	6JE	6KX	Rank total	Judges pref.	Recips	Place
3F	Libby Mattson	Blue Springs South	1	4	1	6		2.25	<b>1</b>
19B	Stella Garibaldi	Park Hill South Debate	3	3	3	9	2	1.00	<b>2</b>
3A	Kelsey Brock	Blue Springs South	4	1	4	9	3	1.50	<b>3</b>
3C	Jada Page	Blue Springs South	5	2	5	12		0.90	<b>4</b>
3D	Camron Metcalf	Blue Springs South	2	5	6	13		0.87	<b>5</b>
25A	DJ Williams	Truman	6	6	2	14		0.83	<b>6</b>

**Semifinal round**

Code	Name	Team	6KK	6V	6DZ	Rank total	Judges pref.	Recips	1s	2s	3s	4s	5s	6s	Prelim Ranks	Place
3A	Kelsey Brock	Blue Springs South	1	4	2	7		1.75	1	1	0	1	0	0	4	<b>1</b>
19B	Stella Garibaldi	Park Hill South Debate	7	2	1	10		1.64	1	1	0	0	0	0	3	<b>2</b>
3D	Camron Metcalf	Blue Springs South	2	7	3	12	3	0.98	0	1	1	0	0	0	3	<b>3</b>
9A	Jayla Atkinson	Lafayette HS St. Joseph	4	1	7	12	4, 4	1.39	1	0	0	1	0	0	3	<b>4</b>
25C	Lenae Warren-Switzer	Truman	5	3	4	12	4, 5	0.78	0	0	1	1	1	0	6	<b>5</b>
19A	Isabella Brockman	Park Hill South Debate	3	5	6	14		0.70	0	0	1	0	1	1	5	<b>6</b>
3B	Liberty Smith	Blue Springs South	6	6	5	17		0.53	0	0	0	0	1	2	5	<b>7</b>

**Semifinal round**

Code	Name	Team	6G	6MR	6MT	Rank total	Judges pref.	Recips	1s	2s	3s	4s	5s	6s	Prelim Ranks	Place
3F	Libby Mattson	Blue Springs South	3	2	1	6		1.83	1	1	1	0	0	0	3	<b>1</b>
3C	Jada Page	Blue Springs South	1	3	3	7		1.67	1	0	2	0	0	0	6	<b>2</b>
25A	DJ Williams	Truman	2	1	5	8		1.70	1	1	0	0	1	0	4	<b>3</b>
3E	Riley Smith	Blue Springs South	7	4	2	13		0.89	0	1	0	1	0	0	3	<b>4</b>
21A	Fernanda Sierra	Pleasant Hill High School	4	7	4	15		0.64	0	0	0	2	0	0	4	<b>5</b>
16A	Theresa de la Rosa	North Kansas City High School	6	5	6	17		0.53	0	0	0	0	1	2	6	<b>6</b>
19C	Sarah Komar	Park Hill South Debate	5	6	7	18		0.51	0	0	0	0	1	1	6	<b>7</b>

**Crabtree Classic**  
**POI**  
**Elimination round results**  
**Final round**

Code	Name	Team	6MI	6MR	6BT	6O	6EW	Rank total	Judges pref.	Recips	Place
7A	Philomena Williams	Independence--Van Horn High School	1	1	2	1	1	6		4.50	<b>1</b>
25A	Amaya Jimenez	Truman	4	3	1	3	3	14		2.25	<b>2</b>
19A	Stella Garibaldi	Park Hill South Debate	3	2	5	2	5	17		1.73	<b>3</b>
11D	Lynsie Daniels	Liberty HS	2	4	6	5	4	21		1.37	<b>4</b>
2A	Alexis Gerkin	Blue Springs High School	6	5	4	6	2	23		1.28	<b>5</b>
15A		Nixa High School	5	6	3	4	6	24		1.12	<b>6</b>

**Semifinal round**

Code	Name	Team	6DG	6AM	6U	Rank total	Judges pref.	Recips	1s	2s	3s	4s	5s	6s	Prelim Ranks	Place
15A		Nixa High School	1	2	2	5		2.00	1	2	0	0	0	0	3	<b>1</b>
7A	Philomena Williams	Independence--Van Horn High School	2	1	4	7		1.75	1	1	0	1	0	0	2	<b>2</b>
2A	Alexis Gerkin	Blue Springs High School	5	3	1	9		1.53	1	0	1	0	1	0	4	<b>3</b>
25B	Alyssa Smith	Truman	3	4	6	13		0.75	0	0	1	1	0	1	4	<b>4</b>
11G	Bailey Daniels	Liberty HS	4	5	5	14		0.65	0	0	0	1	2	0	5	<b>5</b>
4B	Emily Smith	Carthage High School	7	7	3	17		0.62	0	0	1	0	0	0	5	<b>6</b>
25C	Nick Guppy	Truman	6	6	7	19		0.48	0	0	0	0	0	2	3	<b>7</b>

**Semifinal round**

Code	Name	Team	6DH	6M	6CE	Rank total	Judges pref.	Recips	1s	2s	3s	4s	5s	6s	Prelim Ranks	Place
25A	Amaya Jimenez	Truman	1	1	1	3		3.00	3	0	0	0	0	0	2	<b>1</b>
19A	Stella Garibaldi	Park Hill South Debate	3	2	2	7		1.33	0	2	1	0	0	0	4	<b>2</b>
11D	Lynsie Daniels	Liberty HS	2	3	3	8		1.17	0	1	2	0	0	0	3	<b>3</b>
3B	Austin Moon	Blue Springs South	4	6	4	14		0.67	0	0	0	2	0	1	4	<b>4</b>
12A	Haley Austin	Liberty North	5	4	7	16	5	0.59	0	0	0	1	1	0	6	<b>5</b>
16A	Gabby Campbell	North Kansas City High School	6	5	5	16	6	0.57	0	0	0	0	2	1	4	<b>6</b>
11C	Andrue Johnson	Liberty HS	7	7	6	20		0.45	0	0	0	0	0	1	2	<b>7</b>

**Crabtree Classic**  
**Prose Reading**  
**Elimination round results**  
**Final round**

Code	Name	Team	6BB	6HF	6HG	Rank total	Judges pref.	Recips	Place
22A	Allisen Hunter	Savannah	2	3	2	7		1.33	<b>1</b>
11D	Grace Cotton	Liberty HS	3	5	1	9		1.53	<b>2</b>
11A	Alexis Yeager	Liberty HS	6	1	3	10	3	1.50	<b>3</b>
3B	Sareen Khakh	Blue Springs South	4	2	4	10	4	1.00	<b>4</b>
3C	Austin Moon	Blue Springs South	1	4	6	11		1.42	<b>5</b>
2D	Courtney Callahan	Blue Springs High School	5	6	5	16		0.57	<b>6</b>

**Semifinal round**

Code	Name	Team	6GN	6Q	6IV	Rank total	Judges pref.	Recips	1s	2s	3s	4s	5s	6s	Prelim Ranks	Place
11D	Grace Cotton	Liberty HS	1	1	1	3		3.00	3	0	0	0	0	0	5	<b>1</b>
3C	Austin Moon	Blue Springs South	2	2	2	6		1.50	0	3	0	0	0	0	5	<b>2</b>
2D	Courtney Callahan	Blue Springs High School	4	3	3	10		0.92	0	0	2	1	0	0	3	<b>3</b>
15A		Nixa High School	3	4	4	11		0.83	0	0	1	2	0	0	3	<b>4</b>
3E	Kelsey Brock	Blue Springs South	5	5	5	15		0.60	0	0	0	0	3	0	6	<b>5</b>
4A	Annie Collier	Carthage High School	6	6	6	18		0.50	0	0	0	0	0	3	4	<b>6</b>
22C	Dalton Davis	Savannah	7	7	7	21		0.43	0	0	0	0	0	0	6	<b>7</b>

**Semifinal round**

Code	Name	Team	6EL	6LA	6P	Rank total	Judges pref.	Recips	1s	2s	3s	4s	5s	6s	Prelim Ranks	Place
11A	Alexis Yeager	Liberty HS	4	1	2	7		1.75	1	1	0	1	0	0	7	<b>1</b>
3B	Sareen Khakh	Blue Springs South	3	2	4	9		1.08	0	1	1	1	0	0	5	<b>2</b>
22A	Allisen Hunter	Savannah	5	4	1	10	3	1.45	1	0	0	1	1	0	6	<b>3</b>
3K	Margot Reed	Blue Springs South	2	5	3	10	4	1.03	0	1	1	0	1	0	4	<b>4</b>
2A	Aime Hendricks	Blue Springs High School	1	7	5	13		1.34	1	0	0	0	1	0	4	<b>5</b>
8A	Ifeoma Anunoby	Jefferson City	6	3	6	15		0.67	0	0	1	0	0	2	5	<b>6</b>
2E	Simon Englehart	Blue Springs High School	7	6	7	20		0.45	0	0	0	0	0	1	4	<b>7</b>

**Crabtree Classic**  
**Radio Speaking**  
**Elimination round results**

**Final round**

Code	Name	Team	6EX	Rank total	Judges pref.	Recips	Place
11A	Alexis Yeager	Liberty HS	1	1		1.00	<b>1</b>
8B	Michael Manda	Jefferson City	2	2		0.50	<b>2</b>
20B	Donovan Douglas	Platte County High School	3	3		0.33	<b>3</b>
14A	Hannah Townsend	Maryville High School	4	4		0.25	<b>4</b>
4A	Emily Smith	Carthage High School	5	5		0.20	<b>5</b>
15A		Nixa High School	6	6		0.17	<b>6</b>

**Semifinal round**

Code	Name	Team	6KD	Rank total	Judges pref.	Recips	1s	2s	3s	4s	5s	6s	Prelim Ranks	Place
11A	Alexis Yeager	Liberty HS	1	1		1.00	1	0	0	0	0	0	3	<b>1</b>
4A	Emily Smith	Carthage High School	2	2		0.50	0	1	0	0	0	0	3	<b>2</b>
20B	Donovan Douglas	Platte County High School	3	3		0.33	0	0	1	0	0	0	3	<b>3</b>
18A	Savannah Purkey	Oak Grove High School	4	4		0.25	0	0	0	1	0	0	3	<b>4</b>
8A	Katie Liu	Jefferson City	5	5		0.20	0	0	0	0	1	0	4	<b>5</b>
21A	Alex Whittington	Pleasant Hill High School	6	6		0.17	0	0	0	0	0	1	2	<b>6</b>

**Semifinal round**

Code	Name	Team	6AL	Rank total	Judges pref.	Recips	1s	2s	3s	4s	5s	6s	Prelim Ranks	Place
8B	Michael Manda	Jefferson City	1	1		1.00	1	0	0	0	0	0	3	<b>1</b>
14A	Hannah Townsend	Maryville High School	2	2		0.50	0	1	0	0	0	0	3	<b>2</b>
15A		Nixa High School	3	3		0.33	0	0	1	0	0	0	4	<b>3</b>
3B	Camron Metcalf	Blue Springs South	4	4		0.25	0	0	0	1	0	0	4	<b>4</b>
12A	Mac Newton	Liberty North	5	5		0.20	0	0	0	0	1	0	2	<b>5</b>
23B	Allyson Ly	Springfield Central	6	6		0.17	0	0	0	0	0	1	3	<b>6</b>

**Crabtree Classic  
Storytelling  
Elimination round results**

**Final round**

Code	Name	Team	6AB	6AG	6M	6GU	6MQ	Rank total	Judges pref.	Recips	Place
4A	Maquelle Huntley	Carthage High School	1	2	2	2	1	8		3.50	<b>1</b>
14A	Hannah Townsend	Maryville High School	2	3	4	1	3	13		2.42	<b>2</b>
11H	Corben Phillips	Liberty HS	3	1	3	4	6	17		2.08	<b>3</b>
11G	Samantha Briggs	Liberty HS	5	5	1	6	2	19		2.07	<b>4</b>
3B	Emma Cunningham	Blue Springs South	6	4	5	3	5	23		1.15	<b>5</b>
19A	Faith Nagel	Park Hill South Debate	4	6	6	5	4	25		1.03	<b>6</b>

**Semifinal round**

Code	Name	Team	6CG	6MI	6KX	Rank total	Judges pref.	Recips	1s	2s	3s	4s	5s	6s	Prelim Ranks	Place
4A	Maquelle Huntley	Carthage High School	1	1	1	3		3.00	3	0	0	0	0	0	6	<b>1</b>
11G	Samantha Briggs	Liberty HS	5	3	2	10		1.03	0	1	1	0	1	0	4	<b>2</b>
19A	Faith Nagel	Park Hill South Debate	2	6	3	11	3	1.00	0	1	1	0	0	1	7	<b>3</b>
22A	Natalie Smith	Savannah	3	2	6	11	4	1.00	0	1	1	0	0	1	5	<b>4</b>
25A	Kaya Gerlt	Truman	4	4	5	13		0.70	0	0	0	2	1	0	2	<b>5</b>
11B	Callie Broyles	Liberty HS	6	5	4	15		0.62	0	0	0	1	1	1	4	<b>6</b>

**Semifinal round**

Code	Name	Team	6MN	6CH	6BJ	Rank total	Judges pref.	Recips	1s	2s	3s	4s	5s	6s	Prelim Ranks	Place
14A	Hannah Townsend	Maryville High School	1	3	3	7		1.67	1	0	2	0	0	0	5	<b>1</b>
11H	Corben Phillips	Liberty HS	4	2	2	8		1.25	0	2	0	1	0	0	6	<b>2</b>
3B	Emma Cunningham	Blue Springs South	2	1	6	9		1.67	1	1	0	0	0	1	4	<b>3</b>
11E	Olivia Floro	Liberty HS	6	4	1	11		1.42	1	0	0	1	0	1	6	<b>4</b>
11D	Joe Galetti	Liberty HS	5	5	4	14	5	0.65	0	0	0	1	2	0	3	<b>5</b>
2A	Noah Hinton	Blue Springs High School	3	6	5	14	6	0.70	0	0	1	0	1	1	4	<b>6</b>



## Crabtree Classic Team sweepstakes

Team	DX	DI	DUO	FX	HI	Inform	LD	OO	PO	POI	CX	PR	PF	RS	STY	SC	Total	Place
Liberty HS (11)	15	10	20	10	28	10	80	5	0	15	35	24	60	15	21	10	<b>358</b>	<b>1</b>
Springfield Central (23)	18	21	15	15	10	25	70	0	0	0	55	0	95	5	0	20	<b>349</b>	<b>2</b>
Liberty North (12)	26	10	15	18	10	21	80	20	0	5	15	0	100	5	0	20	<b>345</b>	<b>3</b>
Blue Springs South (3)	0	0	18	0	10	10	25	0	26	5	10	20	60	5	10	24	<b>223</b>	<b>4</b>
Jefferson City (8)	0	0	0	0	16	13	45	18	0	0	40	5	45	18	0	20	<b>220</b>	<b>5</b>
Nixa High School (15)	5	0	0	15	15	0	55	0	0	10	30	5	75	10	0	0	<b>220</b>	<b>5</b>
Carthage High School (4)	10	5	0	0	5	5	80	15	0	5	10	5	45	10	15	10	<b>220</b>	<b>5</b>
Truman (25)	0	15	11	5	10	5	25	20	15	18	50	0	40	0	5	0	<b>219</b>	<b>8</b>
Park Hill South Debate (19)	0	0	0	0	0	0	70	0	18	11	5	0	40	0	10	20	<b>174</b>	<b>9</b>
Blue Springs High School (2)	0	10	5	10	0	0	25	10	0	10	0	15	50	0	5	10	<b>150</b>	<b>10</b>
Maryville High School (14)	0	0	0	0	0	0	50	0	0	0	0	0	15	10	13	15	<b>103</b>	<b>11</b>
Lees Summit High School (10)	5	0	0	0	5	10	15	0	0	0	5	0	40	0	0	20	<b>100</b>	<b>12</b>
North Kansas City High School (16)	0	15	0	0	0	0	10	0	5	5	0	0	40	0	0	0	<b>75</b>	<b>13</b>
Savannah (22)	0	0	0	0	0	0	25	0	0	0	0	20	0	0	5	20	<b>70</b>	<b>14</b>
Pleasant Hill High School (21)	0	5	0	10	0	0	40	0	5	0	0	0	0	5	0	0	<b>65</b>	<b>15</b>
Platte County High School (20)	0	0	0	11	0	0	40	0	0	0	0	0	0	11	0	0	<b>62</b>	<b>16</b>
Marshall (13)	0	0	0	0	0	0	25	0	0	0	0	0	30	0	0	0	<b>55</b>	<b>17</b>
Summit Christian academy (24)	0	0	0	0	0	0	0	11	0	0	30	0	0	0	0	0	<b>41</b>	<b>18</b>
Oak Grove High School (18)	0	0	10	0	0	0	0	0	0	0	0	0	20	5	0	0	<b>35</b>	<b>19</b>
Independence--Van Horn High School (7)	0	13	0	0	0	0	0	0	0	15	0	0	0	0	0	0	<b>28</b>	<b>20</b>
Winnetonka (28)	0	0	0	0	0	0	0	0	0	0	0	0	15	0	0	10	<b>25</b>	<b>21</b>
University Academy (26)	0	0	0	0	0	0	0	0	0	0	5	0	0	0	0	0	<b>5</b>	<b>22</b>
Fort Osage (5)	0	0	0	0	5	0	0	0	0	0	0	0	0	0	0	0	<b>5</b>	<b>22</b>
Lafayette HS St. Joseph (9)	0	0	0	0	0	0	0	0	5	0	0	0	0	0	0	0	<b>5</b>	<b>22</b>