

**OHSSL State Final
Team sweepstakes**

Team	2P	DI	DUO	HI	IS	IX	LD	OI	OO	P/P	PF	SC	SCF	USX	Total	Place
Canfield	0	12	2	11.5	3	7	12	2	0	3	5	1	0	5	63.5	1
Wooster	13	1	7	1	0	2	0	7	0	7	0	2	5	6	51	2
Hawken School	10	0	0	0	5	0	9	0	0	0	13	3	10	0	50	3
Jackson H.S.	2	0	1	0	0	13	0	0	8	2	0	2	0	10	38	4
Austintown-Fitch	0	0	11	0	3	0	7	14	0	1	0	0	0	0	36	5
Solon	0	11	0	0	1	11	0	3	3	0	0	2	0	3	34	6
Cardinal-Mooney	0	4	13	1	8	0	0	2	1	0	0	0	0	1	30	7
University School	0	0	0	0	1	0	10	0	0	0	14	2	0	0	27	8
Beachwood	0	0	0	10	0	0	0	0	0	0	1	2	14	0	27	8
Oakwood	9	0	0	0	1	0	0	2	11	0	0	0	0	1	24	10
St. Ignatius	17	0	0	0	0	0	0	0	0	7	0	0	0	0	24	10
Perry	5	1	1	5	0	2	0	0	2	3	1	0	0	4	24	10
Niles McKinley	0	7	0	0	6	0	0	0	5	2	0	0	0	3	23	13
Wadsworth	0	2	0	0	0	2	0	6	0	10	2	1	0	0	23	13
Laurel School	0	0	0	0	0	3	5	0	1	0	0	1	0	13	23	13
Columbiana	0	0	9	0	0	7	0	0	3	1	0	0	0	2	22	16
Notre Dame Academy	0	0	3	0	7	0	2	2	7	1	0	0	0	0	22	16
Howland	0	1	1	0	0	1	0	15	1	2	0	0	0	0	21	18
Gilmour Academy	0	0	0	0	3	0	0	0	10	1	0	2	4	0	20	19
Beavercreek	0	6	0	0	0	5	1	0	0	0	7	1	0	0	20	19
Mason	0	0	0	1	0	4	0	0	0	0	5	1	0	7	18	21
Canton Central Catholic	0	0	4	0	4	0	0	0	0	8	0	0	0	0	16	22
Stow	0	4	2	3	0	0	0	0	0	0	6	1	0	0	16	22
Canton McKinley	0	2	4	0	10	0	0	0	0	0	0	0	0	0	16	22
Ursuline	0	1	2	1	0	0	0	0	6	0	0	3	0	0	13	25
Hathaway Brown	0	0	0	0	0	2	5	0	0	0	0	4	0	1	12	26
GlenOak	0	9	0	0	0	1	0	1	0	0	0	1	0	0	12	26
South Range	0	0	0	0	4	0	0	0	2	4	0	1	0	0	11	28
Centerville	0	0	0	2	2	1	0	4	0	0	0	1	0	0	10	29
Middletown	0	1	0	6	1	0	0	0	0	0	0	1	0	0	9	30
North Canton Hoover	0	1	2	2	0	0	2	0	1	0	0	1	0	0	9	30
Sylvania Southview	0	0	0	0	0	0	6	0	0	0	0	3	0	0	9	30
Highland	0	0	0	1	2	0	4	0	0	0	0	0	0	2	9	30
Chagrin Falls	0	0	0	0	0	0	0	0	0	0	8	0	0	0	8	34
Maumee H.S.	0	0	0	1	0	1	2	1	0	2	0	0	0	1	8	34
Brecksville Broadview Heights	0	0	0	0	2	1	0	0	1	0	0	4	0	0	8	34
Norton	0	0	0	7.5	0	0	0	0	0	0	0	0	0	0	7.5	37
Olmsted Falls	0	0	0	1	0	0	0	0	0	5	0	1	0	0	7	38
Sylvania Northview	2	0	0	0	0	0	5	0	0	0	0	0	0	0	7	38
Kenston	0	0	0	0	0	0	0	0	0	0	0	0	7	0	7	38
Wauseon	0	0	0	2	0	0	0	2	0	2	0	0	0	0	6	41
Carroll High School	0	0	0	0	0	0	0	0	0	0	5	0	0	0	5	42
Liberty H.S.	0	0	0	4	0	0	0	1	0	0	0	0	0	0	5	42
Champion	0	0	0	0	0	0	0	0	0	0	0	0	0	5	5	42
Gahanna Lincoln	0	0	0	0	0	0	0	0	2	0	0	2	0	1	5	42
Vermilion	0	0	0	0	0	0	1	0	0	1	0	2	0	0	4	46
CVCA	0	0	2	2	0	0	0	0	0	0	0	0	0	0	4	46
Bexley	2	0	0	0	1	0	0	0	0	0	0	0	0	0	3	48

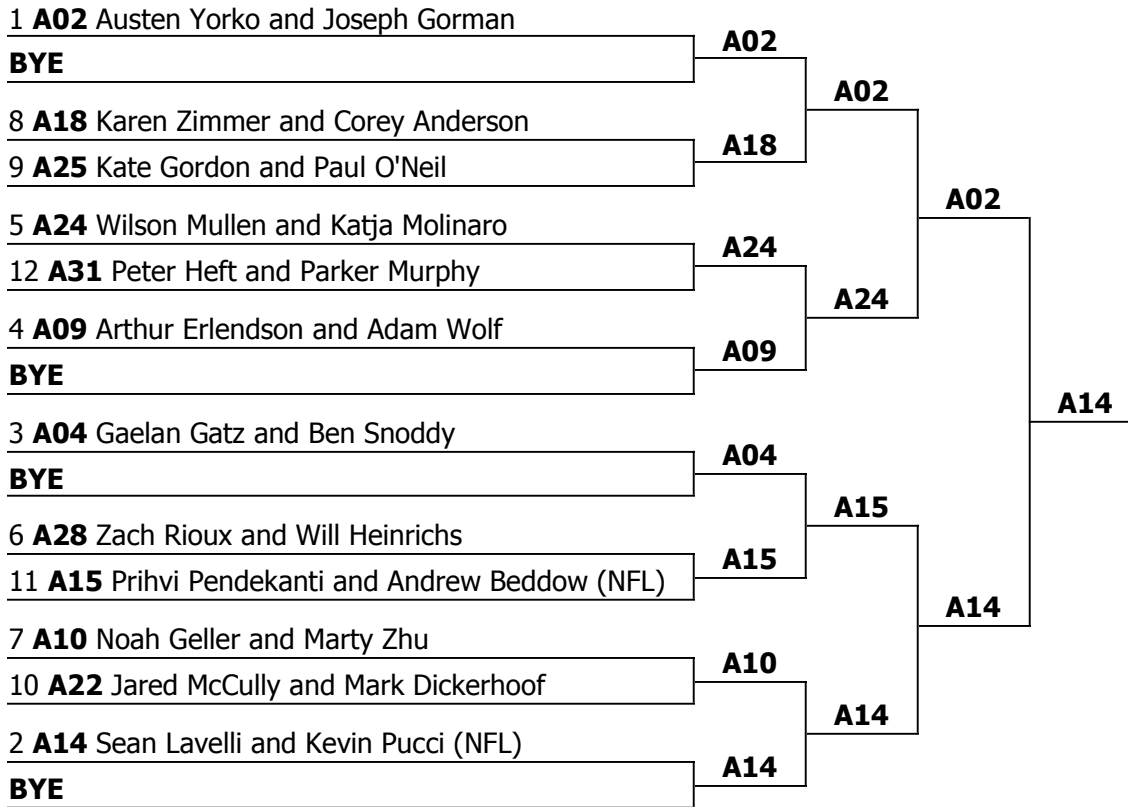
Mentor	0	0	0	0	0	0	0	0	0	0	0	3	0	0	3	48
Boardman	0	1	0	0	0	0	0	0	1	1	0	0	0	0	3	48
Upper Arlington	0	0	0	0	0	1	0	0	0	0	2	0	0	0	3	48
Poland Seminary	0	0	0	2	0	0	0	0	0	0	0	1	0	0	3	48
Olentangy	0	0	0	0	0	0	0	0	0	0	2	0	0	0	2	53
Maumee Valley Country Day	0	0	0	0	0	0	0	2	0	0	0	0	0	0	2	53
Dublin Jerome	0	0	0	0	0	0	0	0	0	0	2	0	0	0	2	53
Washington High School	0	0	0	0	0	0	0	0	0	0	0	1	0	0	1	56
Perrysburg	0	0	0	0	0	0	0	0	0	0	0	1	0	0	1	56
Copley	0	0	0	0	0	0	0	0	0	0	0	1	0	0	1	56
Berea	0	0	0	0	0	0	0	0	0	0	0	1	0	0	1	56
Princeton	0	0	0	0	0	0	0	0	0	0	0	1	0	0	1	56
Medina	0	0	0	0	0	0	1	0	0	0	0	0	0	0	1	56
Carrollton	0	0	0	1	0	0	0	0	0	0	0	0	0	0	1	56
Edison	0	0	0	0	0	0	0	0	0	1	0	0	0	0	1	56
Rocky River	0	0	1	0	0	0	0	0	0	0	0	0	0	0	1	56
Mount Vernon	0	0	0	0	0	0	0	0	0	0	1	0	0	0	1	56

This tournament is being run using SpeechWire Tournament Services software - www.SpeechWire.com.
© 2004-2013 Ben Stewart - All Rights Reserved. SpeechWire version 4.18.008.

OHSSL State Final


2-Person Policy Debate

Elimination round bracket



This tournament is being run using SpeechWire Tournament Services software - www.SpeechWire.com.
 © 2004-2013 Ben Stewart - All Rights Reserved. SpeechWire version 4.18.008.

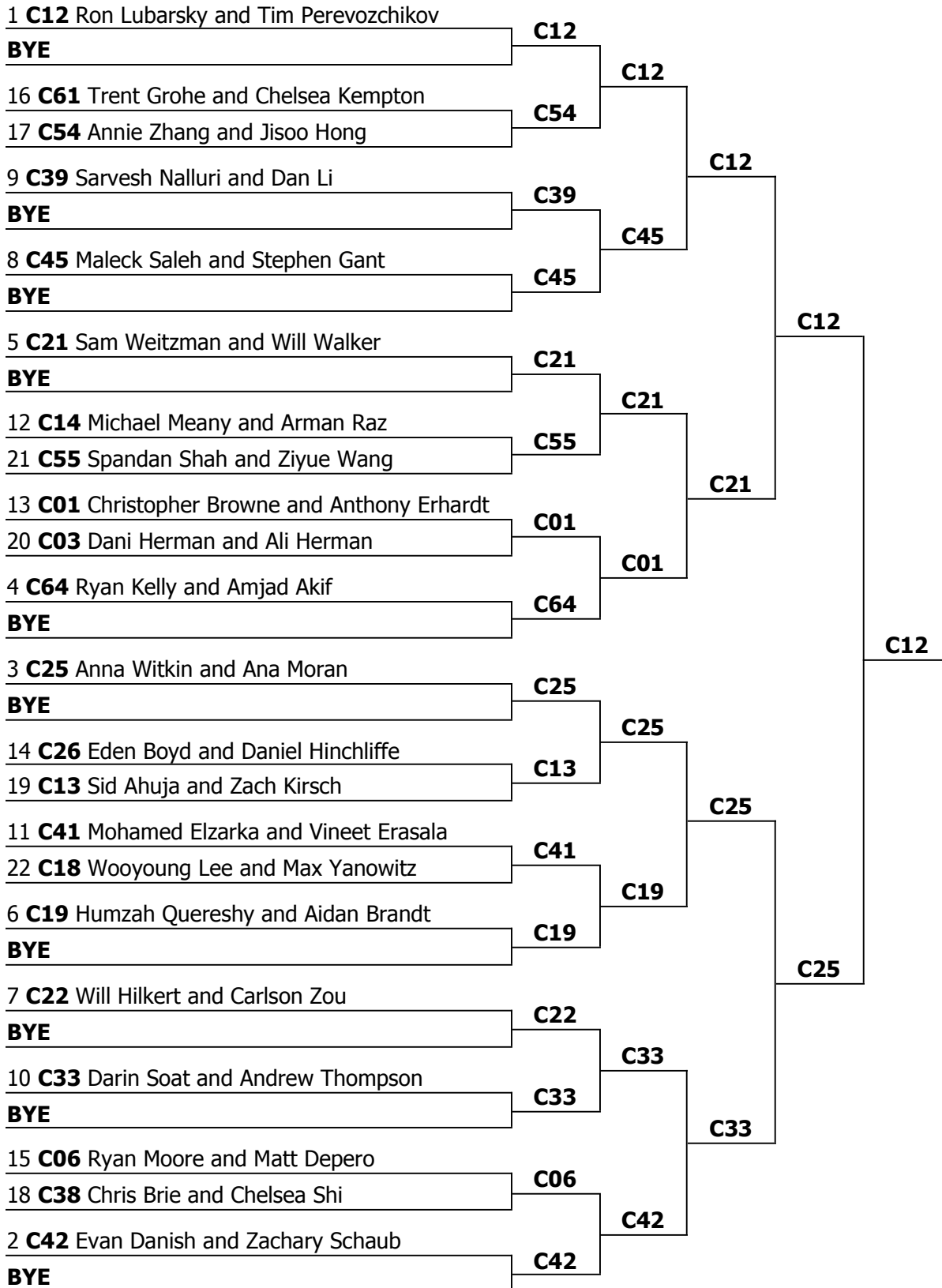
OHSSL State Final Lincoln-Douglas Debate Elimination round bracket



OHSSL State Final

Public Forum Debate

Elimination round bracket



OHSSL State Final
2-Person Policy Debate
Elimination round results

Octofinal round

BYE1 A02 Austen Yorke and Joseph Gorman

8 A18 Karen Zimmer and Corey Anderson (AFF) def. 9 A25 Kate Gordon and Paul O'Neil (Neg) **2-1**

5 A24 Wilson Mullen and Katja Molinaro (AFF) def. 12 A31 Peter Heft and Parker Murphy (Neg) **2-1**

BYE4 A09 Arthur Erlendson and Adam Wolf

BYE3 A04 Gaelan Gatz and Ben Snoddy

11 A15 Prihvi Pendekanti and Andrew Beddow (NFL) (Neg) def. 6 A28 Zach Rioux and Will Heinrichs (AFF) **2-1**

7 A10 Noah Geller and Marty Zhu (Neg) def. 10 A22 Jared McCully and Mark Dickerhoof (AFF) **3-0**

BYE2 A14 Sean Lavelli and Kevin Pucci (NFL)

Quarterfinal round

A02 Austen Yorke and Joseph Gorman (Neg) def. A18 Karen Zimmer and Corey Anderson (AFF) **3-0**

A24 Wilson Mullen and Katja Molinaro (Neg) def. A09 Arthur Erlendson and Adam Wolf (AFF) **2-1**

A15 Prihvi Pendekanti and Andrew Beddow (NFL) (Neg) def. A04 Gaelan Gatz and Ben Snoddy (AFF) **3-0**

A14 Sean Lavelli and Kevin Pucci (NFL) (Neg) def. A10 Noah Geller and Marty Zhu (AFF) **2-1**

Semifinal round

A02 Austen Yorke and Joseph Gorman (Neg) def. A24 Wilson Mullen and Katja Molinaro (AFF) **2-1**

A14 Sean Lavelli and Kevin Pucci (NFL) (AFF) def. A15 Prihvi Pendekanti and Andrew Beddow (NFL) (Neg) **1-0**

Final round

A14 Sean Lavelli and Kevin Pucci (NFL) (AFF) def. A02 Austen Yorke and Joseph Gorman (Neg) **3-2**

Champion: **A14 Sean Lavelli and Kevin Pucci (NFL)**

OHSSL State Final
Lincoln-Douglas Debate
Elimination round results

Double-Octofinal round

BYE1 B50 Jenny Kim
16 B10 Brenna Scully (Neg) def. 17 B08 Andrew Shea (AFF) **3-0**
BYE9 B38 Andrik Massaro
BYE8 B29 DJ Amireh
BYE5 B52 Elena Sokoloski
BYE12 B46 Josh Pittman
13 B21 Reese Wells (AFF) def. 20 B32 Jeff Bramlage (Neg) **3-0**
BYE4 B59 Hunter Baehren
BYE3 B14 Jack Weisman
19 B22 Victor Mezacapa (AFF) def. 14 B20 Scott Lear (Neg) **2-1**
BYE11 B06 Stuart Arbuckle
BYE6 B48 Nadeen Sarsour
BYE7 B05 Drake Withers
BYE10 B19 Lisa Peng
18 B40 Sara Lytle (Neg) def. 15 B58 Rona Jiang (AFF) **3-0**
BYE2 B13 Aric Floyd

Octofinal round

B10 Brenna Scully (AFF) def. B50 Jenny Kim (Neg) **3-0**
B38 Andrik Massaro (Neg) def. B29 DJ Amireh (AFF) **3-0**
B46 Josh Pittman (Neg) def. B52 Elena Sokoloski (AFF) **2-1**
B59 Hunter Baehren (Neg) def. B21 Reese Wells (AFF) **3-0**
B22 Victor Mezacapa (Neg) def. B14 Jack Weisman (AFF) **2-1**
B48 Nadeen Sarsour (Neg) def. B06 Stuart Arbuckle (AFF) **2-1**
B19 Lisa Peng (Neg) def. B05 Drake Withers (AFF) **2-1**
B13 Aric Floyd (AFF) def. B40 Sara Lytle (Neg) **3-0**

Quarterfinal round

B38 Andrik Massaro (Neg) def. B10 Brenna Scully (AFF) **3-0**
B46 Josh Pittman (Neg) def. B59 Hunter Baehren (AFF) **3-0**
B22 Victor Mezacapa (AFF) def. B48 Nadeen Sarsour (Neg) **3-0**
B13 Aric Floyd (AFF) def. B19 Lisa Peng (Neg) **2-1**

Semifinal round

B38 Andrik Massaro (Neg) def. B46 Josh Pittman (AFF) **3-0**
B22 Victor Mezacapa (Neg) def. B13 Aric Floyd (AFF) **3-0**

Final round

B38 Andrik Massaro (Neg) def. B22 Victor Mezacapa (AFF) **4-1**

Champion: **B38 Andrik Massaro**

OHSSL State Final
Public Forum Debate
Elimination round results

Double-Octofinal round

BYE1 C12 Ron Lubarsky and Tim Perevozchikov
17 C54 Annie Zhang and Jisoo Hong (AFF) def. 16 C61 Trent Grohe and Chelsea Kempton (Neg) **2-1**
BYE9 C39 Sarvesh Nalluri and Dan Li
BYE8 C45 Maleck Saleh and Stephen Gant
BYE5 C21 Sam Weitzman and Will Walker
21 C55 Spandan Shah and Ziyue Wang (AFF) def. 12 C14 Michael Meany and Arman Raz (Neg) **2-1**
13 C01 Christopher Browne and Anthony Erhardt (AFF) def. 20 C03 Dani Herman and Ali Herman (Neg) **3-0**
BYE4 C64 Ryan Kelly and Amjad Akif
BYE3 C25 Anna Witkin and Ana Moran
19 C13 Sid Ahuja and Zach Kirsch (Neg) def. 14 C26 Eden Boyd and Daniel Hinchliffe (AFF) **3-0**
11 C41 Mohamed Elzarka and Vineet Erasala (AFF) def. 22 C18 Wooyoung Lee and Max Yanowitz (Neg) **2-1**
BYE6 C19 Humzah Quereshy and Aidan Brandt
BYE7 C22 Will Hilkert and Carlson Zou
BYE10 C33 Darin Soat and Andrew Thompson
15 C06 Ryan Moore and Matt Depero (AFF) def. 18 C38 Chris Brie and Chelsea Shi (Neg) **3-0**
BYE2 C42 Evan Danish and Zachary Schaub

Octofinal round

C12 Ron Lubarsky and Tim Perevozchikov (Neg) def. C54 Annie Zhang and Jisoo Hong (AFF) **3-0**
C45 Maleck Saleh and Stephen Gant (Neg) def. C39 Sarvesh Nalluri and Dan Li (AFF) **3-0**
C21 Sam Weitzman and Will Walker (Neg) def. C55 Spandan Shah and Ziyue Wang (AFF) **3-0**
C01 Christopher Browne and Anthony Erhardt (Neg) def. C64 Ryan Kelly and Amjad Akif (AFF) **3-0**
C25 Anna Witkin and Ana Moran (AFF) def. C13 Sid Ahuja and Zach Kirsch (Neg) **2-1**
C19 Humzah Quereshy and Aidan Brandt (Neg) def. C41 Mohamed Elzarka and Vineet Erasala (AFF) **3-0**
C33 Darin Soat and Andrew Thompson (AFF) def. C22 Will Hilkert and Carlson Zou (Neg) **2-1**
C42 Evan Danish and Zachary Schaub (Neg) def. C06 Ryan Moore and Matt Depero (AFF) **2-1**

Quarterfinal round

C12 Ron Lubarsky and Tim Perevozchikov (Neg) def. C45 Maleck Saleh and Stephen Gant (AFF) **3-0**
C21 Sam Weitzman and Will Walker (AFF) def. C01 Christopher Browne and Anthony Erhardt (Neg) **3-0**
C25 Anna Witkin and Ana Moran (AFF) def. C19 Humzah Quereshy and Aidan Brandt (Neg) **2-1**
C33 Darin Soat and Andrew Thompson (AFF) def. C42 Evan Danish and Zachary Schaub (Neg) **3-0**

Semifinal round

C12 Ron Lubarsky and Tim Perevozchikov (Neg) def. C21 Sam Weitzman and Will Walker (AFF) **2-1**
C25 Anna Witkin and Ana Moran (Neg) def. C33 Darin Soat and Andrew Thompson (AFF) **3-0**

Final round

C12 Ron Lubarsky and Tim Perevozchikov (Neg) def. C25 Anna Witkin and Ana Moran (AFF) **5-0**

Champion: **C12 Ron Lubarsky and Tim Perevozchikov**

OHSSL State Final 2-Person Policy Debate

Competitor	Round 1	Round 2	Round 3	Round 4	Round 5	Round 6	Totals	Results
A01 Stow	L - A27 - Neg AK5 Shellie Levine	L - A14 - AFF ZZ2 Anne Thompson	W - A11 - Neg AAA11 Delaney Gatz	L - A16 - AFF AE10 Anna Liebler	L - A03 - AFF M3 RON NUZZOLILLO	W - A17 - Neg ZZ6 Kate Mozynski	2-4 309	28th
Kayla Andersen	26.00 (3.00)	26.00 (3.00)	26.00 (2.00)	27.00 (2.00)	24.00 (3.00)	29.00 (1.00)	158.00	39th
Micah Bergey	24.00 (4.00)	25.00 (4.00)	25.00 (4.00)	26.00 (4.00)	23.00 (4.00)	28.00 (2.00)	151.00	62nd
A02 Wooster	W - A07 - AFF Z1 Joe Sulak	W - A17 - Neg Y1 Jason Habig	W - A29 - Neg AM1 joseph buzzelli	W - A14 - AFF AE9 Cassie Elliott	W - A15 - AFF ZZ2 Anne Thompson	W - A10 - Neg AE10 Anna Liebler	6-0 336.5	1st
Austen Yorko	28.00 (1.00)	29.00 (1.00)	28.00 (2.00)	29.00 (1.00)	28.00 (1.00)	29.00 (1.00)	171.00	1st
Joseph Gorman	26.00 (3.00)	28.00 (2.00)	28.50 (1.00)	28.00 (2.00)	27.00 (2.00)	28.00 (2.00)	165.50	12th
A03 Wooster	L - A24 - AFF AE10 Anna Liebler	L - A07 - Neg AM1 joseph buzzelli	L - A06 - Neg AE9 Cassie Elliott	W - A08 - AFF Z1 Joe Sulak	W - A01 - Neg M3 RON NUZZOLILLO	W - A29 - AFF ZZ2 Anne Thompson	3-3 313	18th
Seokhyeon Ryu	26.00 (4.00)	25.00 (3.00)	27.00 (1.00)	24.00 (3.00)	26.00 (1.00)	28.00 (1.00)	156.00	49th
Jonathan Velasquez	26.00 (3.00)	26.00 (2.00)	26.00 (3.00)	27.00 (1.00)	25.00 (2.00)	27.00 (2.00)	157.00	41st
A04 Wooster	W - A16 - Neg Y5 Brad Presutto	W - A11 - AFF AM3 Michelle Bashian	L - A24 - AFF AP5 Eric Matuszewski	W - A19 - Neg Y1 Jason Habig	W - A10 - AFF AO4 Max Williger	W - A26 - Neg M3 RON NUZZOLILLO	5-1 335.5	3rd
Gaelan Gatz	28.00 (2.00)	28.00 (1.00)	28.00 (3.00)	28.00 (2.00)	28.50 (2.00)	28.00 (1.00)	168.50	7th
Ben Snoddy	29.00 (1.00)	27.00 (2.00)	27.50 (4.00)	28.00 (1.00)	28.50 (3.00)	27.00 (2.00)	167.00	13th
A05 Wooster	W - A22 - Neg M3 RON NUZZOLILLO	W - A32 - AFF U4 Adam Nelson	L - A10 - AFF D1 Alyssa Shenault	L - A09 - Neg AP5 Eric Matuszewski	L - A13 - Neg Z1 Joe Sulak	W - A08 - AFF AM1 joseph buzzelli	3-3 314	17th
Liz Keller	25.00 (3.00)	27.00 (2.00)	25.00 (4.00)	26.00 (3.00)	25.00 (3.00)	28.50 (1.00)	156.50	53rd
Brooke Hemphill	26.00 (2.00)	27.50 (1.00)	26.00 (3.00)	26.00 (4.00)	24.00 (4.00)	28.00 (2.00)	157.50	35th
A06 Hathaway Brown	L - A19 - AFF AP1 David Zvac	L - A29 - Neg Z1 Joe Sulak	W - A03 - AFF AE9 Cassie Elliott	W - A27 - Neg AM1 joseph buzzelli	W - A16 - AFF AP2 Patrick McEwen	L - A25 - Neg AP5 Eric Matuszewski	3-3 307.5	19th
Joey Gwinnell	24.00 (2.00)	27.00 (1.00)	26.00 (2.00)	27.00 (1.00)	27.00 (2.00)	26.00 (4.00)	157.00	32nd
Abby Cho	24.00 (4.00)	23.00 (4.00)	25.00 (4.00)	26.00 (2.00)	26.50 (4.00)	26.00 (3.00)	150.50	58th
A07 Hathaway Brown	L - A02 - Neg Z1 Joe Sulak	W - A03 - AFF AM1 joseph buzzelli	L - A21 - AFF AP1 David Zvac	L - A13 - Neg AAA10 Dwaine Hemphill	L - A27 - AFF AM3 Michelle Bashian	L - A30 - Neg AAA11 Delaney Gatz	1-5 305	31st
Emily Spencer	27.00 (2.00)	26.50 (1.00)	26.00 (1.00)	25.00 (3.00)	27.00 (2.00)	25.00 (3.00)	156.50	43rd
Hannah Yahraus	25.00 (4.00)	24.50 (4.00)	25.00 (4.00)	24.00 (4.00)	25.00 (4.00)	25.00 (4.00)	148.50	63rd
A08 Hathaway Brown	L - A21 - Neg AAA10 Dwaine Hemphill	W - A27 - AFF AE10 Anna Liebler	L - A19 - AFF AM3 Michelle Bashian	L - A03 - Neg Z1 Joe Sulak	L - A23 - AFF AK5 Shellie Levine	L - A05 - Neg AM1 joseph buzzelli	1-5 314	29th
Athena Haloua	25.00 (4.00)	28.00 (1.00)	28.00 (1.00)	25.00 (2.00)	27.00 (2.00)	26.00 (4.00)	159.00	33rd
Lulu Sun	28.00 (1.00)	27.00 (2.00)	25.00 (4.00)	23.00 (4.00)	25.00 (4.00)	27.00 (3.00)	155.00	48th

OHSSL State Final 2-Person Policy Debate

Competitor	Round 1	Round 2	Round 3	Round 4	Round 5	Round 6	Totals	Results
A09 Hawken School	W - A28 - AFF ZZ2 Anne Thompson	L - A24 - Neg AAA11 Delaney Gatz	W - A32 - Neg AE10 Anna Liebler	W - A05 - AFF AP5 Eric Matuszewski	W - A22 - AFF ZZ6 Kate Mozynski	W - A15 - Neg WW2 David Jeffers	5-1 335	4th
Arthur Erlendson	28.00 (2.00)	28.00 (3.00)	28.00 (2.00)	28.00 (1.00)	29.00 (2.00)	26.00 (4.00)	167.00	6th
Adam Wolf	27.00 (3.00)	28.00 (4.00)	28.00 (1.00)	27.00 (2.00)	30.00 (1.00)	28.00 (1.00)	168.00	11th
A10 Hawken School	W - A23 - AFF Y1 Jason Habig	W - A31 - Neg AK5 Shellie Levine	W - A05 - Neg D1 Alyssa Shenault	W - A29 - AFF AM3 Michelle Bashian	L - A04 - Neg AO4 Max Williger	L - A02 - AFF AE10 Anna Liebler	4-2 332	7th
Noah Geller	27.00 (1.00)	29.00 (1.00)	29.00 (1.00)	27.00 (2.00)	28.00 (4.00)	27.00 (3.00)	167.00	10th
Marty Zhu	26.00 (2.00)	28.00 (2.00)	28.00 (2.00)	28.00 (1.00)	29.00 (1.00)	26.00 (4.00)	165.00	14th
A11 Hawken School	L - A17 - AFF AP5 Eric Matuszewski	L - A04 - Neg AM3 Michelle Bashian	L - A01 - AFF AAA11 Delaney Gatz	W - A30 - Neg ZZ2 Anne Thompson	L - A18 - AFF D1 Alyssa Shenault	W - A27 - Neg AP2 Patrick McEwen	2-4 310	27th
Noah Charnas	25.00 (4.00)	25.00 (4.00)	26.00 (3.00)	26.00 (1.00)	25.00 (4.00)	26.00 (4.00)	153.00	57th
Derrick Liu	26.00 (3.00)	26.00 (3.00)	27.00 (1.00)	26.00 (2.00)	26.00 (3.00)	26.00 (3.00)	157.00	47th
A12 Edison	L - A26 - Neg AP2 Patrick McEwen	L - A20 - AFF M3 RON NUZZOLILLO	L - A16 - Neg AO4 Max Williger	L - A32 - AFF Y5 Brad Presutto	L - A30 - AFF AE9 Cassie Elliott	L - A23 - Neg AP1 David Zavac	0-6 294.5	32nd
Caleb Richardson	25.00 (4.00)	24.00 (3.00)	27.50 (3.00)	21.00 (3.00)	24.00 (4.00)	25.00 (3.00)	146.50	64th
Zach Steffanni	25.50 (3.00)	23.00 (4.00)	27.50 (4.00)	20.00 (4.00)	27.00 (1.00)	25.00 (2.00)	148.00	60th
A13 Solon	W - A30 - Neg U4 Adam Nelson	L - A22 - AFF AP1 David Zavac	L - A25 - Neg Z2 Jonathan Sidney	W - A07 - AFF AAA10 Dwaine Hemphill	W - A05 - AFF Z1 Joe Sulak	L - A31 - Neg Y5 Brad Presutto	3-3 315	15th
Shivani Bafna	26.00 (3.00)	25.00 (3.00)	27.00 (2.00)	27.00 (2.00)	27.00 (1.00)	25.00 (4.00)	157.00	38th
Caroline Moore	27.00 (1.00)	25.00 (4.00)	27.00 (4.00)	27.00 (1.00)	26.00 (2.00)	26.00 (3.00)	158.00	31st
A14 St. Ignatius	W - A25 - AFF D1 Alyssa Shenault	W - A01 - Neg ZZ2 Anne Thompson	W - A17 - AFF AP2 Patrick McEwen	L - A02 - Neg AE9 Cassie Elliott	W - A20 - Neg Y5 Brad Presutto	W - A24 - AFF AO4 Max Williger	5-1 337	2nd
Sean Lavelli	29.00 (1.00)	28.00 (2.00)	28.50 (2.00)	27.00 (3.00)	28.00 (2.00)	28.00 (2.00)	168.50	5th
Kevin Pucci (NFL)	28.00 (2.00)	28.00 (1.00)	29.00 (1.00)	26.00 (4.00)	29.00 (1.00)	28.50 (1.00)	168.50	2nd
A15 St. Ignatius	W - A18 - AFF AO4 Max Williger	W - A23 - Neg Y5 Brad Presutto	W - A26 - AFF AK5 Shellie Levine	W - A24 - Neg AP1 David Zavac	L - A02 - Neg ZZ2 Anne Thompson	L - A09 - AFF WW2 David Jeffers	4-2 323.5	11th
Prihvi Pendekanti	28.00 (2.00)	25.00 (2.00)	28.00 (2.00)	26.00 (3.00)	25.00 (4.00)	27.00 (2.00)	159.00	28th
Andrew Beddow (NFL)	28.50 (1.00)	26.00 (1.00)	29.00 (1.00)	28.00 (1.00)	26.00 (3.00)	27.00 (3.00)	164.50	19th
A16 St. Ignatius	L - A04 - AFF Y5 Brad Presutto	L - A28 - Neg AE9 Cassie Elliott	W - A12 - AFF AO4 Max Williger	W - A01 - Neg AE10 Anna Liebler	L - A06 - Neg AP2 Patrick McEwen	W - A32 - AFF Z2 Jonathan Sidney	3-3 324	13th
Bronson Hausmann	25.00 (4.00)	26.00 (4.00)	27.50 (2.00)	27.00 (3.00)	26.50 (3.00)	27.00 (2.00)	159.00	27th
daniel counihan	27.00 (3.00)	27.00 (3.00)	28.00 (1.00)	28.00 (1.00)	27.50 (1.00)	27.50 (1.00)	165.00	17th

OHSSL State Final 2-Person Policy Debate

Competitor	Round 1	Round 2	Round 3	Round 4	Round 5	Round 6	Totals	Results
A17 Perry	W - A11 - Neg AP5 Eric Matuszewski	L - A02 - AFF Y1 Jason Habig	L - A14 - Neg AP2 Patrick McEwen	L - A31 - AFF Z2 Jonathan Sidney	W - A32 - Neg AAA11 Delaney Gatz	L - A01 - AFF ZZ6 Kate Mozynski	2-4 319	21st
Kristel Doong	26.50 (2.00)	25.00 (4.00)	26.00 (4.00)	27.00 (2.00)	26.50 (2.00)	27.00 (4.00)	158.00	30th
Jaret Hughes	27.00 (1.00)	26.00 (3.00)	26.00 (3.00)	27.00 (1.00)	27.00 (1.00)	28.00 (3.00)	161.00	25th
A18 Perry	L - A15 - Neg AO4 Max Williger	W - A30 - AFF AAA10 Dwaine Hemphill	L - A28 - Neg Z1 Joe Sulak	W - A23 - AFF AAA11 Delaney Gatz	W - A11 - Neg D1 Alyssa Shenault	W - A21 - AFF AM3 Michelle Bashian	4-2 331	8th
Karen Zimmer	27.50 (3.00)	28.00 (1.00)	27.00 (3.00)	29.00 (1.00)	28.00 (1.00)	28.00 (1.00)	167.50	8th
Corey Anderson	27.00 (4.00)	28.00 (2.00)	26.00 (4.00)	28.50 (2.00)	27.00 (2.00)	27.00 (2.00)	163.50	23rd
A19 Perry	W - A06 - Neg AP1 David Zavac	L - A26 - AFF AP5 Eric Matuszewski	W - A08 - Neg AM3 Michelle Bashian	L - A04 - AFF Y1 Jason Habig	L - A25 - AFF AM1 joseph buzzelli	L - A28 - Neg AAA10 Dwaine Hemphill	2-4 309	25th
Alexis Hendershot	24.00 (3.00)	26.00 (4.00)	26.00 (3.00)	25.00 (3.00)	27.00 (3.00)	26.00 (4.00)	154.00	52nd
Shannon Howley	25.00 (1.00)	26.00 (3.00)	27.00 (2.00)	25.00 (4.00)	26.00 (4.00)	26.00 (3.00)	155.00	51st
A20 Perry	L - A29 - AFF AAA11 Delaney Gatz	W - A12 - Neg M3 RON NUZZOLILLO	W - A31 - Neg AAA10 Dwaine Hemphill	W - A25 - AFF AP2 Patrick McEwen	L - A14 - AFF Y5 Brad Presutto	L - A22 - Neg D1 Alyssa Shenault	3-3 313.5	16th
Jenna Shinsky	26.50 (3.00)	28.00 (1.00)	26.00 (3.00)	26.00 (2.00)	26.00 (3.00)	25.00 (4.00)	157.50	42nd
Christian Lisik	27.00 (2.00)	25.00 (2.00)	27.00 (2.00)	26.00 (1.00)	25.00 (4.00)	26.00 (3.00)	156.00	46th
A21 Jackson H.S.	W - A08 - AFF AAA10 Dwaine Hemphill	L - A25 - Neg AO4 Max Williger	W - A07 - Neg AP1 David Zavac	L - A28 - AFF D1 Alyssa Shenault	L - A26 - AFF AE10 Anna Liebler	L - A18 - Neg AM3 Michelle Bashian	2-4 311	26th
Drew Burton	25.00 (3.00)	27.50 (4.00)	26.00 (2.00)	25.00 (3.00)	26.00 (4.00)	25.00 (4.00)	154.50	56th
Jake Zalenski	26.00 (2.00)	27.50 (3.00)	25.00 (3.00)	24.00 (4.00)	28.00 (1.00)	26.00 (3.00)	156.50	44th
A22 Jackson H.S.	L - A05 - AFF M3 RON NUZZOLILLO	W - A13 - Neg AP1 David Zavac	W - A27 - AFF Y1 Jason Habig	W - A26 - Neg AO4 Max Williger	L - A09 - Neg ZZ6 Kate Mozynski	W - A20 - AFF D1 Alyssa Shenault	4-2 325.5	10th
Jared McCully	27.00 (1.00)	26.00 (1.00)	27.00 (1.00)	28.50 (1.00)	28.00 (4.00)	27.00 (2.00)	163.50	22nd
Mark Dickerhoof	24.00 (4.00)	26.00 (2.00)	27.00 (2.00)	28.00 (3.00)	29.00 (3.00)	28.00 (1.00)	162.00	21st
A23 Jackson H.S.	L - A10 - Neg Y1 Jason Habig	L - A15 - AFF Y5 Brad Presutto	W - A30 - AFF M3 RON NUZZOLILLO	L - A18 - Neg AAA11 Delaney Gatz	W - A08 - Neg AK5 Shellie Levine	W - A12 - AFF AP1 David Zavac	3-3 303.5	20th
Hannah Fierle	25.00 (3.00)	24.00 (3.00)	24.00 (4.00)	26.00 (3.00)	26.00 (3.00)	27.00 (1.00)	152.00	59th
Andrew Glantz	25.00 (4.00)	23.00 (4.00)	25.00 (3.00)	25.50 (4.00)	28.00 (1.00)	25.00 (4.00)	151.50	61st
A24 Oakwood	W - A03 - Neg AE10 Anna Liebler	W - A09 - AFF AAA11 Delaney Gatz	W - A04 - Neg AP5 Eric Matuszewski	L - A15 - AFF AP1 David Zavac	W - A28 - AFF Z2 Jonathan Sidney	L - A14 - Neg AO4 Max Williger	4-2 334.5	5th
Wilson Mullen	27.00 (2.00)	28.50 (1.00)	28.00 (2.00)	26.00 (4.00)	28.00 (1.00)	28.00 (3.00)	165.50	9th
Katja Molinaro	28.00 (1.00)	28.50 (2.00)	28.50 (1.00)	28.00 (2.00)	28.00 (3.00)	28.00 (4.00)	169.00	4th

OHSSL State Final 2-Person Policy Debate

Competitor	Round 1	Round 2	Round 3	Round 4	Round 5	Round 6	Totals	Results
A25 Oakwood	L - A14 - Neg D1 Alyssa Shenault	W - A21 - AFF AO4 Max Williger	W - A13 - AFF Z2 Jonathan Sidney	L - A20 - Neg AP2 Patrick McEwen	W - A19 - Neg AM1 joseph buzzelli	W - A06 - AFF AP5 Eric Matuszewski	4-2 328.5	9th
Kate Gordon	27.00 (4.00)	28.50 (1.00)	27.00 (3.00)	26.00 (3.00)	28.00 (2.00)	28.00 (2.00)	164.50	16th
Paul O'Neil	26.00 (3.00)	28.00 (2.00)	27.50 (1.00)	26.00 (4.00)	28.50 (1.00)	28.00 (1.00)	164.00	20th
A26 Oakwood	W - A12 - AFF AP2 Patrick McEwen	W - A19 - Neg AP5 Eric Matuszewski	L - A15 - Neg AK5 Shellie Levine	L - A22 - AFF AO4 Max Williger	W - A21 - Neg AE10 Anna Liebler	L - A04 - AFF M3 RON NUZZOLILLO	3-3 321.5	14th
Leo Schenk	26.00 (2.00)	27.50 (1.00)	26.00 (4.00)	28.00 (2.00)	27.00 (3.00)	26.00 (3.00)	160.50	26th
Cameron Long	26.50 (1.00)	27.00 (2.00)	27.00 (3.00)	27.50 (4.00)	28.00 (2.00)	25.00 (4.00)	161.00	24th
A27 Oakwood	W - A01 - AFF AK5 Shellie Levine	L - A08 - Neg AE10 Anna Liebler	L - A22 - Neg Y1 Jason Habig	L - A06 - AFF AM1 joseph buzzelli	W - A07 - Neg AM3 Michelle Bashian	L - A11 - AFF AP2 Patrick McEwen	2-4 316.5	22nd
Mackenzie Reed	28.00 (1.00)	27.00 (3.00)	26.00 (4.00)	24.00 (4.00)	26.00 (3.00)	27.00 (1.00)	158.00	34th
Grady Fultz	27.00 (2.00)	26.00 (4.00)	26.00 (3.00)	25.00 (3.00)	28.00 (1.00)	26.50 (2.00)	158.50	36th
A28 Sylvania Northview	L - A09 - Neg ZZ2 Anne Thompson	W - A16 - AFF AE9 Cassie Elliott	W - A18 - AFF Z1 Joe Sulak	W - A21 - Neg D1 Alyssa Shenault	L - A24 - Neg Z2 Jonathan Sidney	W - A19 - AFF AAA10 Dwaine Hemphill	4-2 334	6th
Zach Rioux	27.00 (4.00)	28.00 (2.00)	28.00 (2.00)	27.00 (2.00)	28.00 (4.00)	27.00 (2.00)	165.00	15th
Will Heinrichs	28.00 (1.00)	29.00 (1.00)	29.00 (1.00)	28.00 (1.00)	28.00 (2.00)	27.00 (1.00)	169.00	3rd
A29 Sylvania Northview	W - A20 - Neg AAA11 Delaney Gatz	W - A06 - AFF Z1 Joe Sulak	L - A02 - AFF AM1 joseph buzzelli	L - A10 - Neg AM3 Michelle Bashian	L - A31 - AFF Y1 Jason Habig	L - A03 - Neg ZZ2 Anne Thompson	2-4 314	24th
Dave Mortland	26.00 (4.00)	25.00 (3.00)	26.00 (4.00)	26.00 (3.00)	26.00 (4.00)	26.00 (4.00)	155.00	45th
Andy Eddinger	28.00 (1.00)	26.00 (2.00)	27.00 (3.00)	25.00 (4.00)	26.00 (3.00)	27.00 (3.00)	159.00	29th
A30 Sylvania Northview	L - A13 - AFF U4 Adam Nelson	L - A18 - Neg AAA10 Dwaine Hemphill	L - A23 - Neg M3 RON NUZZOLILLO	L - A11 - AFF ZZ2 Anne Thompson	W - A12 - Neg AE9 Cassie Elliott	W - A07 - AFF AAA11 Delaney Gatz	2-4 312.5	23rd
Ivan Stoychev	26.00 (4.00)	26.00 (4.00)	26.00 (2.00)	25.00 (4.00)	26.00 (2.00)	26.00 (2.00)	155.00	50th
Andrew Bennett	27.00 (2.00)	26.00 (3.00)	27.00 (1.00)	25.00 (3.00)	26.00 (3.00)	26.50 (1.00)	157.50	37th
A31 Bexley	W - A32 - Neg AE9 Cassie Elliott	L - A10 - AFF AK5 Shellie Levine	L - A20 - AFF AAA10 Dwaine Hemphill	W - A17 - Neg Z2 Jonathan Sidney	W - A29 - Neg Y1 Jason Habig	W - A13 - AFF Y5 Brad Presutto	4-2 321	12th
Peter Heft	28.00 (1.00)	26.00 (3.00)	27.00 (1.00)	27.00 (4.00)	29.00 (1.00)	28.00 (1.00)	165.00	18th
Parker Murphy	24.00 (4.00)	25.00 (4.00)	26.00 (4.00)	27.00 (3.00)	27.00 (2.00)	27.00 (2.00)	156.00	40th
A32 Solon	L - A31 - AFF AE9 Cassie Elliott	L - A05 - Neg U4 Adam Nelson	L - A09 - AFF AE10 Anna Liebler	W - A12 - Neg Y5 Brad Presutto	L - A17 - AFF AAA11 Delaney Gatz	L - A16 - Neg Z2 Jonathan Sidney	1-5 305	30th
Lekha Mukkamala	25.00 (3.00)	25.00 (4.00)	27.00 (3.00)	22.00 (2.00)	26.00 (4.00)	27.00 (4.00)	152.00	55th
Ruchi Kale	26.00 (2.00)	25.00 (3.00)	26.00 (4.00)	23.00 (1.00)	26.00 (3.00)	27.00 (3.00)	153.00	54th

OHSSL State Final Lincoln-Douglas Debate

Competitor	Round 1	Round 2	Round 3	Round 4	Round 5	Round 6	Totals	Results
B01 Stow	L - B14 - AFF Y8 Deb Johnson	L - B48 - Neg WW1 Alex Kalmar	L - B11 - Neg LL2 Adam Nelson	L - B30 - AFF Y4 Hanspreet Kaur	L - B28 - Neg D2 William Oesterle	W - B56 - AFF AS3 Dario Tompkins	1-5 148	58th
Megan Sellers	23.00	27.00	25.00	23.00	26.00	24.00	148.00	1st
B02 Wooster	W - B40 - AFF Z8 Joaquin Soldevilla	L - B58 - Neg K1 Kathy Stash	L - B23 - Neg O1 Parang Kanvinde	L - B14 - AFF V3 Faith Bevard	W - B16 - Neg JJ2 Kim Krajci	W - B15 - AFF AQ4 Troy Seagraves	3-3 160	29th
Daniel Cebul	27.00	26.00	25.00	27.00	26.00	29.00	160.00	1st
B03 Wadsworth	L - B15 - Neg NN4 Jerry Bauman (B)	W - B47 - AFF W2 Teresa Potter	L - B38 - Neg WW1 Alex Kalmar	W - B33 - AFF NN3 Amy Cedargren (B)	W - B61 - Neg Y8 Isobel Blakeway-Phillips	L - B07 - AFF Y4 Hanspreet Kaur	3-3 154	35th
Daniel Brazier	20.00	27.00	27.00	27.00	30.00	23.00	154.00	1st
B05 Highland	L - B50 - AFF G8 Jacob Schriener-Briggs	L - B43 - Neg BBB1 John Hyre	W - B07 - AFF LL4 George Yaniga	W - B45 - Neg O1 Parang Kanvinde	W - B35 - AFF A3 Alysia D'Amico	W - B47 - Neg Z6 Bob Shurtz	4-2 165	7th
Drake Withers	28.00	25.00	28.00	28.00	28.00	28.00	165.00	1st
B06 Highland	W - B38 - AFF D2 William Oesterle	W - B25 - Neg V2 Jeanne Gokcen	L - B50 - Neg AS3 Dario Tompkins	W - B57 - AFF Z8 Joaquin Soldevilla	W - B53 - Neg Z6 Bob Shurtz	L - B32 - AFF WW1 Alex Kalmar	4-2 162	11th
Stuart Arbuckle	28.00	30.00	25.00	28.00	28.00	23.00	162.00	1st
B07 Copley	L - B35 - Neg AN1 Adam Dane	L - B21 - AFF Y8 Deb Johnson	L - B05 - Neg LL4 George Yaniga	W - B28 - AFF AAA4 Bernadette Cebul	W - B09 - AFF AO1 Ryan Macik	W - B03 - Neg Y4 Hanspreet Kaur	3-3 154	34th
Mary Jo Talley	23.00	26.00	27.00	27.00	26.00	25.00	154.00	1st
B08 Medina	W - B21 - Neg C2 Brandon Kamaka	L - B59 - AFF LL3 Ann Farah	W - B18 - AFF V2 Jeanne Gokcen	W - B31 - Neg WW1 Alex Kalmar	L - B52 - Neg LL2 Adam Nelson	W - B53 - AFF LL4 George Yaniga	4-2 159	17th
Andrew Shea	27.00	26.00	28.00	23.00	26.00	29.00	159.00	1st
B09 Medina	L - B34 - Neg AQ6 Kathy Fisher	L - B19 - AFF G9 Aly Saleh	L - B49 - AFF C2 Brandon Kamaka	W - B37 - Neg MM4 Komal Talreja	L - B07 - Neg AO1 Ryan Macik	W - B60 - AFF G8 Jacob Schriener-Briggs	2-4 154	50th
Abby Kriak	24.00	24.00	25.00	29.00	25.00	27.00	154.00	1st
B10 Hathaway Brown	W - B55 - AFF MM4 Komal Talreja	W - B57 - Neg X5 Brooke Branson	W - B14 - Neg AAA4 Bernadette Cebul	W - B19 - AFF AP3 Griffin Browning	L - B50 - Neg R1 Marie Rote	L - B58 - AFF X4 John Kellamis	4-2 160	16th
Brenna Scully	27.00	24.00	29.00	29.00	25.00	26.00	160.00	1st
B11 Hathaway Brown	L - B28 - AFF AP3 Griffin Browning	L - B45 - Neg NN3 Amy Cedargren (B)	W - B01 - AFF LL2 Adam Nelson	W - B41 - Neg AO1 Ryan Macik	W - B30 - Neg G8 Jacob Schriener-Briggs	L - B22 - AFF Z8 Joaquin Soldevilla	3-3 154	32nd
Gurbani Kaur	26.00	21.00	27.00	26.00	28.00	26.00	154.00	1st
B12 Hawken School	W - B49 - Neg X5 Brooke Branson	L - B42 - AFF MM4 Komal Talreja	L - B57 - Neg NN4 Jerry Bauman (B)	W - B38 - AFF V2 Jeanne Gokcen	L - B36 - Neg YY8 Deb Johnson	W - B45 - AFF AAA2 Dan O'Rourke	3-3 162	26th
Russell Cohen	27.00	26.00	26.00	28.00	27.00	28.00	162.00	1st
B13 Hawken School	W - B54 - Neg AE8 Emily Mayfield	W - B39 - AFF AA3 DeVon Griffin	W - B42 - AFF AO1 Ryan Macik	L - B58 - Neg NN4 Jerry Bauman (B)	W - B32 - Neg V2 Jeanne Gokcen	W - B27 - AFF YY5 Jen Walton	5-1 172	2nd
Aric Floyd	28.00	28.00	30.00	27.00	29.00	30.00	172.00	1st
B14 Hawken School	W - B01 - Neg Y8 Deb Johnson	W - B61 - AFF X4 John Kellamis	L - B10 - AFF AAA4 Bernadette Cebul	W - B02 - Neg V3 Faith Bevard	W - B22 - Neg AP3 Griffin Browning	W - B39 - AFF NN4 Jerry Bauman (B)	5-1 168	3rd
Jack Weisman	28.00	29.00	28.00	28.00	27.00	28.00	168.00	1st

OHSSL State Final Lincoln-Douglas Debate

Competitor	Round 1	Round 2	Round 3	Round 4	Round 5	Round 6	Totals	Results
B15 Solon	W - B03 - AFF NN4 Jerry Bauman (B)	L - B60 - Neg PP1 Sean Kriak	W - B33 - Neg JJ2 Kim Krajci	L - B22 - AFF A3 Alysia D'Amico	L - B38 - AFF YY5 Jen Walton	L - B02 - Neg AQ4 Troy Seagraves	2-4 154	46th
Nikki Jain	27.00	24.00	27.00	22.00	26.00	28.00	154.00	1st
B16 Solon	W - B41 - AFF NN3 Amy Cedargren (B)	L - B32 - Neg YY3 Nora Tighe	L - B27 - Neg Y4 Hanspreet Kaur	L - B61 - AFF R1 Marie Rote	L - B02 - AFF JJ2 Kim Krajci	W - B26 - Neg C2 Brandon Kamaka	2-4 150	51st
Sarah Rahman	24.00	25.00	24.00	24.00	26.00	27.00	150.00	1st
B17 Solon	W - B26 - Neg YY5 Jen Walton	L - B52 - AFF MM3 Bruce Harris	L - B31 - AFF AS2 James Lewis	L - B35 - Neg JJ2 Kim Krajci	L - B33 - Neg BBB1 John Hyre	L - B61 - AFF AE8 Emily Mayfield	1-5 156	56th
Joslyn Barnett	27.00	25.00	26.00	24.00	28.00	26.00	156.00	1st
B18 Gilmour Academy	L - B51 - Neg AW3 Andrew Golden	W - B37 - AFF V3 Faith Bevard	L - B08 - Neg V2 Jeanne Gokcen	L - B36 - AFF G9 Aly Saleh	L - B45 - Neg AE8 Emily Mayfield		1-4 104	59th
Grant Bent	23.00	26.00	27.00	28.00			104.00	1st
B19 Laurel School	W - B44 - AFF R1 Marie Rote	W - B09 - Neg G9 Aly Saleh	W - B52 - AFF K1 Kathy Stash	L - B10 - Neg AP3 Griffin Browning	W - B29 - Neg AQ4 Troy Seagraves	L - B50 - AFF AW3 Andrew Golden	4-2 163	10th
Lisa Peng	26.00	28.00	28.00	26.00	28.00	27.00	163.00	1st
B20 Vermilion	W - B46 - AFF AA3 DeVon Griffin	W - B31 - Neg R1 Marie Rote	L - B29 - Neg V3 Faith Bevard	W - B23 - AFF G8 Jacob Schriener-Briggs	W - B58 - Neg G9 Aly Saleh	L - B52 - AFF A3 Alysia D'Amico	4-2 162	14th
Scott Lear	26.00	27.00	27.00	27.00	28.00	27.00	162.00	1st
B21 University School	L - B08 - AFF C2 Brandon Kamaka	W - B07 - Neg YY8 Deb Johnson	W - B30 - Neg YY3 Nora Tighe	L - B32 - AFF X5 Brooke Branson	W - B57 - Neg X4 John Kellamis	W - B51 - AFF JJ2 Kim Krajci	4-2 159	13th
Reese Wells	26.00	28.00	30.00	20.00	28.00	27.00	159.00	1st
B22 University School	L - B59 - Neg PP1 Sean Kriak	W - B33 - AFF YY5 Jen Walton	W - B43 - AFF AK3 Mike Woll	W - B15 - Neg A3 Alysia D'Amico	L - B14 - AFF AP3 Griffin Browning	W - B11 - Neg Z8 Joaquin Soldevilla	4-2 158	19th
Victor Mezacapa	25.00	27.00	28.00	25.00	25.00	28.00	158.00	1st
B23 University School	L - B53 - Neg G9 Aly Saleh	W - B27 - AFF AQ4 Troy Seagraves	W - B02 - AFF O1 Parang Kanvinde	L - B20 - Neg G8 Jacob Schriener-Briggs	W - B44 - Neg V3 Faith Bevard	L - B57 - AFF AA3 DeVon Griffin	3-3 153	39th
Hayden Lane	24.00	26.00	27.00	26.00	26.00	24.00	153.00	1st
B24 Chagrin Falls	W - B30 - AFF K1 Kathy Stash	L - B29 - Neg G8 Jacob Schriener-Briggs	W - B25 - Neg G9 Aly Saleh	L - B27 - AFF W2 Teresa Potter	L - B31 - AFF EE3 Eileen Luonuansuu	W - B49 - Neg AO1 Ryan Macik	3-3 158	30th
Shan Kanvinde	29.00	27.00	28.00	23.00	25.00	26.00	158.00	1st
B25 Magnificat	L - B47 - Neg A3 Alysia D'Amico	L - B06 - AFF V2 Jeanne Gokcen	L - B24 - AFF G9 Aly Saleh	W - B56 - Neg AK3 Mike Woll	L - B51 - Neg MM4 Komal Talreja	W - B30 - AFF NN3 Amy Cedargren (B)	2-4 155	42nd
Sophie Wood	20.00	27.00	25.00	26.00	28.00	29.00	155.00	1st
B26 Perry	L - B17 - AFF YY5 Jen Walton	L - B55 - Neg A3 Alysia D'Amico	W - B37 - AFF D2 William Oesterle	L - B43 - Neg YY8 Deb Johnson	L - B41 - Neg LL3 Ann Farah	L - B16 - AFF C2 Brandon Kamaka	1-5 156	54th
Jenna Gillard	26.00	23.00	27.00	27.00	27.00	26.00	156.00	1st
B27 Perry	W - B45 - AFF AAA4 Bernadette Cebul	L - B23 - Neg AQ4 Troy Seagraves	W - B16 - AFF Y4 Hanspreet Kaur	W - B24 - Neg W2 Teresa Potter	L - B59 - AFF AA3 DeVon Griffin	L - B13 - Neg YY5 Jen Walton	3-3 162	23rd
Dominick Batchi	28.00	25.00	26.00	27.00	27.00	29.00	162.00	1st

OHSSL State Final Lincoln-Douglas Debate

Competitor	Round 1	Round 2	Round 3	Round 4	Round 5	Round 6	Totals	Results
B28 GlenOak	W - B11 - Neg AP3 Griffin Browning	L - B54 - AFF AK3 Mike Woll	L - B46 - AFF AN1 Adam Dane	L - B07 - Neg AAA4 Bernadette Cebul	W - B01 - AFF D2 William Oesterle	W - B37 - Neg BBB1 John Hyre	3-3 166	21st
Nicholas Brumbaugh	29.00	24.00	28.00	26.00	29.00	30.00	166.00	1st
B29 North Canton Hoover	W - B36 - Neg AO1 Ryan Macik	W - B24 - AFF G8 Jacob Schriener-Briggs	W - B20 - AFF V3 Faith Bevard	W - B34 - Neg AE8 Emily Mayfield	L - B19 - AFF AQ4 Troy Seagraves	L - B48 - Neg Y8 Isobel Blakeway-Phillips	4-2 165	8th
DJ Amireh	28.00	28.00	29.00	28.00	27.00	25.00	165.00	1st
B30 Louisville	L - B24 - Neg K1 Kathy Stash	W - B53 - AFF AV3 Isobel Blakeway-Phillips	L - B21 - AFF YY3 Nora Tighe	W - B01 - Neg Y4 Hanspreet Kaur	L - B11 - AFF G8 Jacob Schriener-Briggs	L - B25 - Neg NN3 Amy Cedargren (B)	2-4 164	41st
Elaine Souder	28.00	27.00	29.00	25.00	27.00	28.00	164.00	1st
B31 Louisville	W - B56 - Neg LL3 Ann Farah	L - B20 - AFF R1 Marie Rote	W - B17 - Neg AS2 James Lewis	L - B08 - AFF WW1 Alex Kalmar	W - B24 - Neg EE3 Eileen Luonuansuu	L - B46 - AFF YY3 Nora Tighe	3-3 154	37th
Miranda Ross	25.00	26.00	27.00	22.00	28.00	26.00	154.00	1st
B32 Beavercreek	L - B52 - Neg X4 John Kellamis	W - B16 - AFF YY3 Nora Tighe	W - B45 - AFF BBB1 John Hyre	W - B21 - Neg X5 Brooke Branson	L - B13 - AFF V2 Jeanne Gokcen	W - B06 - Neg WW1 Alex Kalmar	4-2 151	20th
Jeff Bramlage	27.00	27.00	25.00	21.00	27.00	24.00	151.00	1st
B33 Beavercreek	W - B60 - AFF AK3 Mike Woll	L - B22 - Neg YY5 Jen Walton	L - B15 - AFF JJ2 Kim Krajci	L - B03 - Neg NN3 Amy Cedargren (B)	W - B17 - AFF BBB1 John Hyre	L - B55 - Neg AS2 James Lewis	2-4 156	49th
Abigail Culpepper	27.00	25.00	24.00	26.00	29.00	25.00	156.00	1st
B34 Mason	W - B09 - AFF AQ6 Kathy Fisher	L - B50 - Neg AO1 Ryan Macik	W - B51 - Neg G8 Jacob Schriener-Briggs	L - B29 - AFF AE8 Emily Mayfield	W - B43 - Neg AN1 Adam Dane	L - B41 - AFF YY8 Deb Johnson	3-3 164	22nd
Myra Gupta	25.00	27.00	28.00	27.00	29.00	28.00	164.00	1st
B35 Mason	W - B07 - AFF AN1 Adam Dane	L - B46 - Neg AAA4 Bernadette Cebul	L - B54 - Neg AP3 Griffin Browning	W - B17 - AFF JJ2 Kim Krajci	L - B05 - Neg A3 Alysia D'Amico	W - B42 - AFF LL3 Ann Farah	3-3 154	38th
Ragavi Ramesh	24.00	26.00	27.00	25.00	27.00	25.00	154.00	1st
B36 Mason	L - B29 - AFF AO1 Ryan Macik	L - B38 - Neg LL4 George Yaniga	W - B56 - AFF Z8 Joaquin Soldevilla	W - B18 - Neg G9 Aly Saleh	W - B12 - AFF YY8 Deb Johnson	L - B59 - Neg EE3 Eileen Luonuansuu	3-3 162	24th
Sneha Rajan	27.00	27.00	27.00	27.00	30.00	24.00	162.00	1st
B37 Canfield	L - B48 - AFF AS2 James Lewis	L - B18 - Neg V3 Faith Bevard	L - B26 - Neg D2 William Oesterle	L - B09 - AFF MM4 Komal Talreja	W - B56 - Neg PP1 Sean Kriak	L - B28 - AFF BBB1 John Hyre	1-5 156	57th
Alyssa Kerensky	26.00	25.00	26.00	27.00	24.00	28.00	156.00	1st
B38 Canfield	L - B06 - Neg D2 William Oesterle	W - B36 - AFF LL4 George Yaniga	W - B03 - AFF WW1 Alex Kalmar	L - B12 - Neg V2 Jeanne Gokcen	W - B15 - Neg YY5 Jen Walton	W - B54 - AFF LL2 Adam Nelson	4-2 165	9th
Andrik Massaro	26.00	28.00	28.00	27.00	28.00	28.00	165.00	1st
B39 Canfield	W - B58 - AFF AS3 Dario Tompkins	L - B13 - Neg AA3 DeVon Griffin	W - B41 - AFF AQ4 Troy Seagraves	W - B47 - Neg AS2 James Lewis	L - B48 - AFF Y4 Hanspreet Kaur	L - B14 - Neg NN4 Jerry Bauman (B)	3-3 158	27th
Bailey Sandin	25.00	27.00	28.00	28.00	23.00	27.00	158.00	1st
B40 Canfield	L - B02 - Neg Z8 Joaquin Soldevilla	W - B51 - AFF AE8 Emily Mayfield	L - B58 - AFF Y8 Isobel Blakeway-Phillips	W - B49 - Neg AA3 DeVon Griffin	W - B54 - Neg AAA2 Dan O'Rourke	W - B43 - AFF O1 Parang Kanvinde	4-2 159	18th
Sara Lytle	26.00	27.00	28.00	27.00	24.00	27.00	159.00	1st

OHSSL State Final Lincoln-Douglas Debate

Competitor	Round 1	Round 2	Round 3	Round 4	Round 5	Round 6	Totals	Results
B41 Cardinal-Mooney	L - B16 - Neg NN3 Amy Cedargren (B)	W - B56 - AFF O1 Parang Kanvinde	L - B39 - Neg AQ4 Troy Seagraves	L - B11 - AFF AO1 Ryan Macik	W - B26 - AFF LL3 Ann Farah	W - B34 - Neg YY8 Deb Johnson	3-3 159	28th
Daniel Driscoll	23.00	28.00	27.00	24.00	28.00	29.00	159.00	1st
B42 Cardinal-Mooney	L - B57 - AFF Y4 Hanspreet Kaur	W - B12 - Neg MM4 Komal Talreja	L - B13 - Neg AO1 Ryan Macik	W - B60 - AFF AQ4 Troy Seagraves	L - B47 - AFF AS3 Dario Tompkins	L - B35 - Neg LL3 Ann Farah	2-4 158	44th
Michael Stash	23.00	28.00	29.00	30.00	24.00	24.00	158.00	1st
B43 Howland	L - B61 - Neg MM3 Bruce Harris	W - B05 - AFF BBB1 John Hyre	L - B22 - Neg AK3 Mike Woll	W - B26 - AFF YY8 Deb Johnson	L - B34 - AFF AN1 Adam Dane	L - B40 - Neg O1 Parang Kanvinde	2-4 157	45th
Erik Glasgow	26.00	26.00	25.00	28.00	27.00	25.00	157.00	1st
B44 Howland	L - B19 - Neg R1 Marie Rote	W - B49 - AFF LL2 Adam Nelson	W - B55 - AFF X4 John Kellamis	L - B59 - Neg Y8 Isobel Blakeway-Phillips	L - B23 - AFF V3 Faith Bevard		2-3 106	53rd
Matt Slensak	24.00	27.00	27.00	28.00			106.00	1st
B45 Austintown-Fitch	L - B27 - Neg AAA4 Bernadette Cebul	W - B11 - AFF NN3 Amy Cedargren (B)	L - B32 - Neg BBB1 John Hyre	L - B05 - AFF O1 Parang Kanvinde	W - B18 - AFF AE8 Emily Mayfield	L - B12 - Neg AAA2 Dan O'Rourke	2-4 145	52nd
Tyjair Sadler	26.00	22.00	24.00	25.00	24.00	24.00	145.00	1st
B46 Austintown-Fitch	L - B20 - Neg AA3 DeVon Griffin	W - B35 - AFF AAA4 Bernadette Cebul	W - B28 - Neg AN1 Adam Dane	L - B50 - AFF AQ6 Kathy Fisher	W - B55 - AFF AK3 Mike Woll	W - B31 - Neg YY3 Nora Tighe	4-2 163	12th
Josh Pittman	25.00	27.00	29.00	27.00	28.00	27.00	163.00	1st
B47 Sylvania Northview	W - B25 - AFF A3 Alysia D'Amico	L - B03 - Neg W2 Teresa Potter	W - B61 - Neg AW3 Andrew Golden	L - B39 - AFF AS2 James Lewis	W - B42 - Neg AS3 Dario Tompkins	L - B05 - AFF Z6 Bob Shurtz	3-3 149	40th
Maggie Figliomeni	21.00	24.00	27.00	26.00	25.00	26.00	149.00	1st
B48 Sylvania Northview	W - B37 - Neg AS2 James Lewis	W - B01 - AFF WW1 Alex Kalmar	W - B59 - AFF W2 Teresa Potter	L - B52 - Neg YY5 Jen Walton	W - B39 - Neg Y4 Hanspreet Kaur	W - B29 - AFF Y8 Isobel Blakeway-Phillips	5-1 159	6th
Nadeen Sarsour	27.00	28.00	26.00	26.00	25.00	27.00	159.00	1st
B49 Sylvania Northview	L - B12 - AFF X5 Brooke Branson	L - B44 - Neg LL2 Adam Nelson	W - B09 - Neg C2 Brandon Kamaka	L - B40 - AFF AA3 DeVon Griffin	W - B60 - Neg LL4 George Yaniga	L - B24 - AFF AO1 Ryan Macik	2-4 158	48th
Joon Kim	25.00	26.00	28.00	25.00	29.00	25.00	158.00	1st
B50 Notre Dame Academy	W - B05 - Neg G8 Jacob Schriener-Briggs	W - B34 - AFF AO1 Ryan Macik	W - B06 - AFF AS3 Dario Tompkins	W - B46 - Neg AQ6 Kathy Fisher	W - B10 - AFF R1 Marie Rote	W - B19 - Neg AW3 Andrew Golden	6-0 165	1st
Jenny Kim	29.00	28.00	26.00	28.00	26.00	28.00	165.00	1st
B51 Notre Dame Academy	W - B18 - AFF AW3 Andrew Golden	L - B40 - Neg AE8 Emily Mayfield	L - B34 - AFF G8 Jacob Schriener-Briggs	L - B55 - Neg K1 Kathy Stash	W - B25 - AFF MM4 Komal Talreja	L - B21 - Neg JJ2 Kim Krajci	2-4 157	47th
Gabrielle Hymel	25.00	26.00	27.00	26.00	29.00	24.00	157.00	1st
B52 Maumee H.S.	W - B32 - AFF X4 John Kellamis	W - B17 - Neg MM3 Bruce Harris	L - B19 - Neg K1 Kathy Stash	W - B48 - AFF YY5 Jen Walton	W - B08 - AFF LL2 Adam Nelson	W - B20 - Neg A3 Alysia D'Amico	5-1 164	5th
Elena Sokoloski	28.00	26.00	27.00	28.00	27.00	28.00	164.00	1st
B53 Bexley	W - B23 - AFF G9 Aly Saleh	L - B30 - Neg AV3 Isobel Blakeway-Phillips	W - B60 - Neg AQ6 Kathy Fisher	W - B54 - AFF AS3 Dario Tompkins	L - B06 - AFF Z6 Bob Shurtz	L - B08 - Neg LL4 George Yaniga	3-3 156	36th
Max Maher	26.00	26.00	25.00	26.00	27.00	26.00	156.00	1st

OHSSL State Final Lincoln-Douglas Debate

Competitor	Round 1	Round 2	Round 3	Round 4	Round 5	Round 6	Totals	Results
B54 Gahanna Lincoln	L - B13 - AFF AE8 Emily Mayfield	W - B28 - Neg AK3 Mike Woll	W - B35 - AFF AP3 Griffin Browning	L - B53 - Neg AS3 Dario Tompkins	L - B40 - AFF AAA2 Dan O'Rourke	L - B38 - Neg LL2 Adam Nelson	2-4 156	43rd
Ali McCathern	27.00	26.00	28.00	25.00	23.00	27.00	156.00	1st
B55 Gahanna Lincoln	L - B10 - Neg MM4 Komal Talreja	W - B26 - AFF A3 Alysia D'Amico	L - B44 - Neg X4 John Kellamis	W - B51 - AFF K1 Kathy Stash	L - B46 - Neg AK3 Mike Woll	W - B33 - AFF AS2 James Lewis	3-3 158	31st
Evren Gokcen	26.00	26.00	26.00	27.00	27.00	26.00	158.00	1st
B56 Gahanna Lincoln	L - B31 - AFF LL3 Ann Farah	L - B41 - Neg O1 Parang Kanvinde	L - B36 - Neg Z8 Joaquin Soldevilla	L - B25 - AFF AK3 Mike Woll	L - B37 - AFF PP1 Sean Kriak	L - B01 - Neg AS3 Dario Tompkins	0-6 143	60th
Sibi Sengottuvel	24.00	24.00	25.00	24.00	23.00	23.00	143.00	1st
B57 Sylvania Southview	W - B42 - Neg Y4 Hanspreet Kaur	L - B10 - AFF X5 Brooke Branson	W - B12 - AFF NN4 Jerry Bauman (B)	L - B06 - Neg Z8 Joaquin Soldevilla	L - B21 - AFF X4 John Kellamis	W - B23 - Neg AA3 DeVon Griffin	3-3 154	33rd
Paul Fisher	25.00	23.00	27.00	27.00	27.00	25.00	154.00	1st
B58 Sylvania Southview	L - B39 - Neg AS3 Dario Tompkins	W - B02 - AFF K1 Kathy Stash	W - B40 - Neg Y8 Isobel Blakeway-Phillips	W - B13 - AFF NN4 Jerry Bauman (B)	L - B20 - AFF G9 Aly Saleh	W - B10 - Neg X4 John Kellamis	4-2 161	15th
Rona Jiang	24.00	27.00	29.00	28.00	26.00	27.00	161.00	1st
B59 Sylvania Southview	W - B22 - AFF PP1 Sean Kriak	W - B08 - Neg LL3 Ann Farah	L - B48 - Neg W2 Teresa Potter	W - B44 - AFF Y8 Isobel Blakeway-Phillips	W - B27 - Neg AA3 DeVon Griffin	W - B36 - AFF EE3 Eileen Luonuansuu	5-1 164	4th
Hunter Baehren	27.00	28.00	24.00	29.00	28.00	28.00	164.00	1st
B60 Worthington Kilbourne	L - B33 - Neg AK3 Mike Woll	W - B15 - AFF PP1 Sean Kriak	L - B53 - AFF AQ6 Kathy Fisher	L - B42 - Neg AQ4 Troy Seagraves	L - B49 - AFF LL4 George Yaniga	L - B09 - Neg G8 Jacob Schriener-Briggs	1-5 158	55th
Alexandra Hyre	25.00	26.00	24.00	29.00	28.00	26.00	158.00	1st
B61 St. John's Jesuit High School	W - B43 - AFF MM3 Bruce Harris	L - B14 - Neg X4 John Kellamis	L - B47 - AFF AW3 Andrew Golden	W - B16 - Neg R1 Marie Rote	L - B03 - AFF Y8 Isobel Blakeway-Phillips	W - B17 - Neg AE8 Emily Mayfield	3-3 163	25th
Sean Wheelock	27.00	28.00	26.00	26.00	29.00	27.00	163.00	1st

This tournament is being run using SpeechWire Tournament Services software - www.SpeechWire.com.
© 2004-2013 Ben Stewart - All Rights Reserved. SpeechWire version 4.18.008.

OHSSL State Final Public Forum Debate

Competitor	Round 1	Round 2	Round 3	Round 4	Round 5	Round 6	Totals	Results
C01 Stow Christopher Browne Anthony Erhardt	W - C59 - AFF N6 Darren Smith 26.00	W - C29 - AFF Z3 Lynn Beeson 28.00	L - C22 - Neg AAA1 Barb Pittard 28.00	W - C31 - Neg G11 Kelly Ranttila 28.00	L - C54 - Neg Y6 Heidi Blakeway-Phillips 27.00	W - C17 - Neg YY2 Colleen Lancz 29.00	4-2 166	13th
C02 Stow Tommy Graham Cameron Stephens	L - C45 - AFF Z4 Steve Ingrassia 27.00	L - C13 - AFF X1 Jennifer Moore 28.00	W - C53 - Neg N6 Darren Smith 27.00	L - C16 - AFF AS7 Roshanak Hakimzadeh 24.00	W - C62 - Neg G10 Stacey Slagle 27.00	W - C36 - AFF TT1 Jeff Gottke 28.00	3-3 161	34th
C03 Stow Dani Herman Ali Herman	W - C23 - Neg TT3 Chris Menapace 28.00	L - C41 - Neg Y6 Heidi Blakeway-Phillips 27.00	W - C62 - Neg Y3 Nathaniel Blakeway-Phillips 27.00	W - C11 - Neg LL1 Ken Wiley 27.00	W - C34 - Neg TT2 Erin Gottke 27.00	L - C25 - Neg E2 Mario Leone 27.00	4-2 163	20th
C04 Wooster Pierre Paul Brianna Schmidt	L - C47 - Neg C4 Adrienne Rexroad 25.00	L - C58 - Neg G10 Stacey Slagle 26.00	W - C35 - Neg TT1 Jeff Gottke 27.00	L - C17 - Neg AE7 Kayla Hrindak 27.00	L - C46 - AFF ZZ1 Steve Stanley 25.00	L - C60 - Neg GG3 Tom Sherman 28.00	1-5 158	59th
C05 Wooster Charlie Reynolds Devlin Gatz	L - C26 - Neg AQ2 David Clarkson 26.00	L - C61 - Neg Z5 Hugh Thompson 26.00	L - C57 - Neg LL1 Ken Wiley 26.00	W - C35 - Neg X7 Louise Kerr 29.00	W - C51 - Neg X1 Jennifer Moore 27.00	L - C27 - Neg N7 Sundarya Narayan 28.00	2-4 162	47th
C06 Wadsworth Ryan Moore Matt Depero	W - C20 - AFF AT1 Dan Ludlum 28.00	W - C30 - AFF TT1 Jeff Gottke 28.00	L - C56 - Neg YY2 Colleen Lancz 27.00	W - C55 - AFF S1 Grant Currier 30.00	W - C47 - AFF AQ5 Smriti Gupta 24.00	L - C19 - AFF AB2 Jim Kelly 28.00	4-2 165	15th
C07 CVCA Joe Haver Andrew Fosnight	L - C54 - Neg E1 Mark Zura 26.00	L - C18 - Neg E2 Mario Leone 25.00	L - C60 - Neg AB2 Jim Kelly 26.00	W - C15 - Neg Y6 Heidi Blakeway-Phillips 28.00	L - C32 - Neg AS6 Peter Paik 27.00	W - C30 - Neg AT1 Dan Ludlum 28.00	2-4 160	46th
C08 Our Lady of the Elms Chloe Hillard Christina Graziano	L - C33 - Neg AS7 Roshanak Hakimzadeh 28.00	W - C53 - Neg JJ3 Jim Kellams 26.00	L - C29 - AFF AE7 Kayla Hrindak 25.00	W - C51 - Neg GG7 Rick Werner 28.00	W - C27 - Neg AT1 Dan Ludlum 29.00	L - C26 - Neg N5 Coleen Reitz 27.00	3-3 163	32nd
C09 Medina Jasmin Osman Kate Johnson	W - C46 - AFF GG3 Tom Sherman 28.00	L - C62 - AFF MM1 Bhanu Mathur 25.00	L - C33 - AFF GG7 Rick Werner 28.00	W - C60 - AFF CC1 Don Steiner 29.00	W - C16 - AFF AB2 Jim Kelly 29.00	L - C38 - AFF F1 Mark McCandless 27.00	3-3 166	24th
C10 Medina Colin Ulmer Jordan Osman	L - C14 - AFF MM2 Pete Whipple 27.00	L - C27 - AFF TT2 Erin Gottke 26.00	W - C24 - AFF TT3 Chris Menapace 29.00	W - C30 - AFF E1 Mark Zura 30.00	W - C44 - AFF YY2 Colleen Lancz 29.00	L - C55 - AFF AS7 Roshanak Hakimzadeh 27.00	3-3 168	25th

OHSSL State Final Public Forum Debate

Competitor	Round 1	Round 2	Round 3	Round 4	Round 5	Round 6	Totals	Results
C11 Hathaway Brown	W - C34 - AFF AE7 Kayla Hrindak	L - C54 - Neg CCC1 Emily Worstell	W - C15 - Neg T1 Peter Hong	L - C03 - AFF LL1 Ken Wiley	L - C38 - Neg TT1 Jeff Gottke	L - C32 - AFF TT2 Erin Gottke	2-4 158	50th
Aarathi Sahadevan Lexi Anderson	28.00	24.00	29.00	25.00	25.00	27.00		
C12 Hawken School	W - C64 - AFF AW2 Josh Grant	W - C59 - Neg S1 Grant Currier	W - C47 - Neg G10 Stacey Slagle	W - C27 - Neg K12 Michael Quigley	W - C19 - Neg AE7 Kayla Hrindak	W - C21 - Neg O4 Cassandra Moran	6-0 175	1st
Ron Lubarsky Tim Perevozchikov	30.00	30.00	30.00	28.00	29.00	28.00		
C13 Hawken School	W - C52 - Neg ZZ1 Steve Stanley	W - C02 - Neg X1 Jennifer Moore	L - C25 - AFF AAA3 Craig Reynolds	L - C34 - AFF MM1 Bhanu Mathur	W - C28 - Neg AO3 Charlie Bromley	W - C48 - Neg CC2 Cody Oldham	4-2 163	19th
Sid Ahuja Zach Kirsch	26.00	29.00	26.00	27.00	26.00	29.00		
C14 Hawken School	W - C10 - Neg MM2 Pete Whipple	W - C43 - AFF AO3 Charlie Bromley	L - C45 - AFF AH1 Jake Courtney	L - C48 - Neg AW2 Josh Grant	W - C49 - Neg AD1 Walt Jacoby	W - C29 - AFF E1 Mark Zura	4-2 165	12th
Michael Meany Arman Raz	28.00	25.00	27.00	28.00	28.00	29.00		
C15 Hawken School	W - C60 - Neg X1 Jennifer Moore	L - C50 - AFF PP3 Karen Shea	L - C11 - AFF T1 Peter Hong	L - C07 - AFF Y6 Heidi Blakeway-Phillips	W - C65 - AFF G11 Kelly Ranttila	W - C24 - AFF AQ5 Smriti Gupta	3-3 160	27th
Oliva Fried Emily Hedlund	28.00	27.00	28.00	27.00	28.00	22.00		
C16 Laurel School	W - C36 - AFF V4 Laurie Jadwin	L - C51 - Neg C4 Adrienne Rexroad	L - C18 - Neg AO3 Charlie Bromley	W - C02 - Neg AS7 Roshanak Hakimzadeh	L - C09 - Neg AB2 Jim Kelly	L - C46 - AFF JJ3 Jim Kellams	2-4 157	52nd
Eleanor Werner Catherine Sherman	27.00	26.00	24.00	26.00	28.00	26.00		
C17 Laurel School	W - C39 - Neg K12 Michael Quigley	L - C55 - Neg AO5 Chris Vasquez	L - C48 - AFF AS7 Roshanak Hakimzadeh	W - C04 - AFF AE7 Kayla Hrindak	W - C30 - Neg AF2 David Mallinson	L - C01 - AFF YY2 Colleen Lancz	3-3 162	31st
Emily Ross Caroline Hamilton	28.00	25.00	28.00	28.00	25.00	28.00		
C18 Beachwood	L - C49 - Neg YY2 Colleen Lancz	W - C07 - AFF E2 Mario Leone	W - C16 - AFF AO3 Charlie Bromley	W - C33 - Neg AO5 Chris Vasquez	W - C48 - Neg T1 Peter Hong	L - C22 - Neg C4 Adrienne Rexroad	4-2 159	22nd
Wooyoung Lee Max Yanowitz	26.00	28.00	25.00	27.00	29.00	24.00		
C19 University School	W - C44 - Neg AD1 Walt Jacoby	W - C38 - Neg N7 Sundarya Narayan	W - C27 - Neg AQ2 David Clarkson	W - C54 - Neg AAA3 Craig Reynolds	L - C12 - AFF AE7 Kayla Hrindak	W - C06 - Neg AB2 Jim Kelly	5-1 167	6th
Humzah Quereshey Aidan Brandt	28.00	27.00	29.00	27.00	27.00	29.00		
C20 University School	L - C06 - Neg AT1 Dan Ludlum	W - C31 - AFF V4 Laurie Jadwin	W - C32 - AFF AD1 Walt Jacoby	W - C28 - Neg N7 Sundarya Narayan	L - C41 - AFF K3 Kathy Appulgiese	L - C61 - AFF MM2 Pete Whipple	3-3 164	30th
Armin Ameri Will Taber	27.00	27.00	28.00	27.00	28.00	27.00		

OHSSL State Final Public Forum Debate

Competitor	Round 1	Round 2	Round 3	Round 4	Round 5	Round 6	Totals	Results
C21 University School	W - C58 - AFF CC1 Don Steiner	W - C63 - AFF ZZ1 Steve Stanley	W - C55 - Neg E1 Mark Zura	W - C45 - Neg N6 Darren Smith	W - C25 - AFF AH1 Jake Courtney	L - C12 - AFF O4 Cassandra Moran	5-1 166	5th
Sam Weitzman Will Walker	28.00	28.00	29.00	26.00	28.00	27.00		
C22 University School	W - C57 - Neg CCC1 Emily Worstell	W - C42 - Neg AH1 Jake Courtney	W - C01 - AFF AAA1 Barb Pittard	W - C56 - Neg Z3 Lynn Beeson	L - C64 - AFF MM2 Pete Whipple	W - C18 - AFF C4 Adrienne Rexroad	5-1 166	7th
Will Hilkert Carlson Zou	27.00	28.00	29.00	28.00	28.00	26.00		
C23 Brecksville Broadview Heights	L - C03 - AFF TT3 Chris Menapace	L - C32 - AFF G11 Kelly Ranttila	L - C30 - Neg TT2 Erin Gottke	L - C63 - AFF Z5 Hugh Thompson	L - C53 - Neg X7 Louise Kerr	L - C35 - AFF K3 Kathy Appulgiese	0-6 155.5	64th
Zack Miller Zander Onders	27.00	26.00	23.00	27.00	25.50	27.00		
C24 Brecksville Broadview Heights	L - C28 - Neg AAA1 Barb Pittard	L - C40 - Neg K12 Michael Quigley	L - C10 - Neg TT3 Chris Menapace	W - C52 - Neg AH1 Jake Courtney	L - C59 - Neg X6 Brooke Branson	L - C15 - Neg AQ5 Smriti Gupta	1-5 149	62nd
Michael Lee Emery Dalesio	27.00	24.00	27.00	27.00	24.00	20.00		
C25 Chagrin Falls	W - C48 - Neg AB2 Jim Kelly	W - C26 - AFF MM2 Pete Whipple	W - C13 - Neg AAA3 Craig Reynolds	W - C61 - AFF V4 Laurie Jadwin	L - C21 - Neg AH1 Jake Courtney	W - C03 - AFF E2 Mario Leone	5-1 168	3rd
Anna Witkin Ana Moran	28.00	28.00	28.00	29.00	27.00	28.00		
C26 Perry	W - C05 - AFF AQ2 David Clarkson	L - C25 - Neg MM2 Pete Whipple	W - C51 - AFF X7 Louise Kerr	L - C64 - AFF GG3 Tom Sherman	W - C50 - AFF LL1 Ken Wiley	W - C08 - AFF N5 Coleen Reitz	4-2 166	14th
Eden Boyd Daniel Hinchliffe	28.00	26.00	29.00	27.00	28.00	28.00		
C27 Jackson H.S.	W - C50 - AFF MM1 Bhanu Mathur	W - C10 - Neg TT2 Erin Gottke	L - C19 - AFF AQ2 David Clarkson	L - C12 - AFF K12 Michael Quigley	L - C08 - AFF AT1 Dan Ludlum	W - C05 - AFF N7 Sundarya Narayan	3-3 164	29th
Fuad Farah Brandan Mader	27.00	28.00	26.00	26.00	28.00	29.00		
C28 Jackson H.S.	W - C24 - AFF AAA1 Barb Pittard	L - C49 - AFF LL1 Ken Wiley	W - C58 - AFF AW2 Josh Grant	L - C20 - AFF N7 Sundarya Narayan	L - C13 - AFF AO3 Charlie Bromley	L - C44 - AFF AQ2 David Clarkson	2-4 160	49th
Jillian Eckroate Abby Zalenski	28.00	27.00	29.00	26.00	25.00	25.00		
C29 GlenOak	W - C40 - Neg AO5 Chris Vasquez	L - C01 - Neg Z3 Lynn Beeson	W - C08 - Neg AE7 Kayla Hrindak	L - C41 - Neg AAA1 Barb Pittard	W - C43 - Neg AAA12 Phil Klein	L - C14 - Neg E1 Mark Zura	3-3 160	37th
Nathan Loucks Emily Grubbs	27.00	27.00	26.00	26.00	27.00	27.00		
C30 GlenOak	L - C56 - Neg S1 Grant Currier	L - C06 - Neg TT1 Jeff Gottke	W - C23 - AFF TT2 Erin Gottke	L - C10 - Neg E1 Mark Zura	L - C17 - AFF AF2 David Mallinson	L - C07 - AFF AT1 Dan Ludlum	1-5 154	60th
Malcolm Guy IV Megan Lee	27.00	26.00	24.00	28.00	22.00	27.00		

OHSSL State Final Public Forum Debate

Competitor	Round 1	Round 2	Round 3	Round 4	Round 5	Round 6	Totals	Results
C31 Louisville	W - C62 - Neg Z5 Hugh Thompson	L - C20 - Neg V4 Laurie Jadwin	W - C44 - Neg Z4 Steve Ingrassia	L - C01 - AFF G11 Kelly Ranttila	L - C39 - Neg AAA1 Barb Pittard	L - C49 - Neg AF2 David Mallinson	2-4 159	48th
Sierra Jackson Anna Wade	27.00	26.00	27.00	26.00	28.00	25.00		
C32 Oakwood	L - C43 - Neg JJ3 Jim Kellams	W - C23 - Neg G11 Kelly Ranttila	L - C20 - Neg AD1 Walt Jacoby	L - C38 - Neg X1 Jennifer Moore	W - C07 - AFF AS6 Peter Paik	W - C11 - Neg TT2 Erin Gottke	3-3 167	26th
Tia Manavis Sam Stanley	26.00	28.00	27.00	27.00	29.00	30.00		
C33 Beavercreek	W - C08 - AFF AS7 Roshanak Hakimzadeh	L - C45 - AFF YY2 Colleen Lancz	W - C09 - Neg GG7 Rick Werner	L - C18 - AFF AO5 Chris Vasquez	W - C58 - Neg PP3 Karen Shea	W - C47 - AFF AAA12 Phil Klein	4-2 167	10th
Darin Soat Andrew Thompson	29.00	26.00	29.00	26.00	30.00	27.00		
C34 Centerville	L - C11 - Neg AE7 Kayla Hrandak	W - C46 - Neg T1 Peter Hong	W - C43 - Neg GG3 Tom Sherman	W - C13 - Neg MM1 Bhanu Mathur	L - C03 - AFF TT2 Erin Gottke	L - C42 - Neg CCC1 Emily Worstell	3-3 164.5	28th
amir soleimenpour Puneet Modgil	26.00	29.00	29.00	27.50	26.00	27.00		
C35 Centerville	L - C61 - AFF GG7 Rick Werner	L - C44 - AFF AAA3 Craig Reynolds	L - C04 - AFF TT1 Jeff Gottke	L - C05 - AFF X7 Louise Kerr	L - C52 - Neg O4 Cassandra Moran	W - C23 - Neg K3 Kathy Appulgiese	1-5 158	61st
Jasmine Spencer Sayeed Siddiqi	27.00	25.00	26.00	25.00	26.00	29.00		
C36 Centerville	L - C16 - Neg V4 Laurie Jadwin	W - C57 - Neg Y3 Nathaniel Blakeway-Phillips	L - C50 - AFF F1 Mark McCandless	W - C59 - Neg AQ2 David Clarkson	L - C55 - Neg Z5 Hugh Thompson	L - C02 - Neg TT1 Jeff Gottke	2-4 157	53rd
Anthony Fasano austin Edsall	26.00	28.00	25.00	28.00	24.00	26.00		
C38 Mason	L - C55 - Neg Z3 Lynn Beeson	L - C19 - AFF N7 Sundarya Narayan	W - C52 - Neg PP3 Karen Shea	W - C32 - AFF X1 Jennifer Moore	W - C11 - AFF TT1 Jeff Gottke	W - C09 - Neg F1 Mark McCandless	4-2 161	18th
Chris Brie Chelsea Shi	25.00	26.00	28.00	28.00	26.00	28.00		
C39 Mason	L - C17 - AFF K12 Michael Quigley	L - C64 - AFF X7 Louise Kerr	W - C63 - AFF N7 Sundarya Narayan	W - C62 - AFF F1 Mark McCandless	W - C31 - AFF AAA1 Barb Pittard	W - C56 - AFF E3 Michael Slavens	4-2 169	9th
Sarvesh Nalluri Dan Li	27.00	27.00	29.00	28.00	29.00	29.00		
C40 Mason	L - C29 - AFF AO5 Chris Vasquez	W - C24 - AFF K12 Michael Quigley	L - C42 - AFF E2 Mario Leone	L - C43 - AFF Y3 Nathaniel Blakeway-Phillips	W - C60 - AFF Z4 Steve Ingrassia	W - C57 - AFF AS6 Peter Paik	3-3 164	33rd
Arjun Mathur Peeyush Shrivastava	26.00	25.00	28.00	28.00	30.00	27.00		
C41 Mason	W - C63 - AFF AS6 Peter Paik	W - C03 - AFF Y6 Heidi Blakeway-Phillips	L - C54 - Neg AT1 Dan Ludlum	W - C29 - AFF AAA1 Barb Pittard	W - C20 - Neg K3 Kathy Appulgiese	L - C45 - AFF AD1 Walt Jacoby	4-2 167	11th
Mohamed Elzarka Vineet Erasala	28.00	28.00	28.00	27.00	29.00	27.00		

OHSSL State Final Public Forum Debate

Competitor	Round 1	Round 2	Round 3	Round 4	Round 5	Round 6	Totals	Results
C42 Carroll High School	W - C51 - AFF F1 Mark McCandless	L - C22 - AFF AH1 Jake Courtney	W - C40 - Neg E2 Mario Leone	W - C50 - AFF JJ3 Jim Kellams	W - C61 - AFF Z3 Lynn Beeson	W - C34 - AFF CCC1 Emily Worstell	5-1 169	2nd
Evan Danish Zachary Schaub	28.00	27.00	29.00	28.00	29.00	28.00		
C43 Canfield	W - C32 - AFF JJ3 Jim Kellams	L - C14 - Neg AO3 Charlie Bromley	L - C34 - AFF GG3 Tom Sherman	W - C40 - Neg Y3 Nathaniel Blakeway-Phillips	L - C29 - AFF AAA12 Phil Klein	W - C59 - Neg PP3 Karen Shea	3-3 160	38th
Rayann Atway Julie Gemmel	27.00	24.00	28.00	29.00	25.00	27.00		
C44 Canfield	L - C19 - AFF AD1 Walt Jacoby	W - C35 - Neg AAA3 Craig Reynolds	L - C31 - AFF Z4 Steve Ingrassia	W - C65 - Neg AO3 Charlie Bromley	L - C10 - Neg YY2 Colleen Lancz	W - C28 - Neg AQ2 David Clarkson	3-3 158	42nd
Kevin Min Kareem Soliman	27.00	27.00	25.00	24.00	28.00	27.00		
C45 Canfield	W - C02 - Neg Z4 Steve Ingrassia	W - C33 - Neg YY2 Colleen Lancz	W - C14 - Neg AH1 Jake Courtney	L - C21 - AFF N6 Darren Smith	W - C56 - Neg AO5 Chris Vasquez	W - C41 - Neg AD1 Walt Jacoby	5-1 164	8th
Maleck Saleh Stephen Gant	29.00	27.00	28.00	26.00	25.00	29.00		
C46 Cardinal-Mooney	L - C09 - Neg GG3 Tom Sherman	L - C34 - AFF T1 Peter Hong	L - C59 - Neg Y6 Heidi Blakeway-Phillips	W - C53 - Neg G10 Stacey Slagle	W - C04 - Neg ZZ1 Steve Stanley	W - C16 - Neg JJ3 Jim Kellams	3-3 162	36th
Lily Appugliese Alexander Ugolini	27.00	28.00	27.00	26.00	27.00	27.00		
C47 Cardinal-Mooney	W - C04 - AFF C4 Adrienne Rexroad	W - C60 - AFF O4 Cassandra Moran	L - C12 - AFF G10 Stacey Slagle	W - C49 - Neg ZZ1 Steve Stanley	L - C06 - Neg AQ5 Smriti Gupta	L - C33 - Neg AAA12 Phil Klein	3-3 156	40th
Caroline Driscoll Vince Vostatek	28.00	27.00	27.00	26.00	22.00	26.00		
C48 Boardman	L - C25 - AFF AB2 Jim Kelly	W - C52 - Neg Z4 Steve Ingrassia	W - C17 - Neg AS7 Roshanak Hakimzadeh	W - C14 - AFF AW2 Josh Grant	L - C18 - AFF T1 Peter Hong	L - C13 - AFF CC2 Cody Oldham	3-3 169	23rd
Joe Lamping Travis Filicky	27.00	28.00	29.00	29.00	28.00	28.00		
C49 Boardman	W - C18 - AFF YY2 Colleen Lancz	W - C28 - Neg LL1 Ken Wiley	L - C61 - AFF G11 Kelly Ranttila	L - C47 - AFF ZZ1 Steve Stanley	L - C14 - AFF AD1 Walt Jacoby	W - C31 - AFF AF2 David Mallinson	3-3 159	41st
Mickey Marshall Georgia Kasamias	27.00	28.00	25.00	25.00	27.00	27.00		
C50 Poland Seminary	L - C27 - Neg MM1 Bhanu Mathur	W - C15 - Neg PP3 Karen Shea	W - C36 - Neg F1 Mark McCandless	L - C42 - Neg JJ3 Jim Kellams	L - C26 - Neg LL1 Ken Wiley	L - C58 - Neg Y3 Nathaniel Blakeway-Phillips	2-4 162	43rd
Matthew Slaven Gary Haddle	26.00	28.00	27.00	26.00	27.00	28.00		
C51 Poland Seminary	L - C42 - Neg F1 Mark McCandless	W - C16 - AFF C4 Adrienne Rexroad	L - C26 - Neg X7 Louise Kerr	L - C08 - AFF GG7 Rick Werner	L - C05 - AFF X1 Jennifer Moore	W - C53 - Neg X6 Brooke Branson	2-4 161	45th
Colin Rody Kristen Thompson	27.00	27.00	26.00	27.00	26.00	28.00		

OHSSL State Final Public Forum Debate

Competitor	Round 1	Round 2	Round 3	Round 4	Round 5	Round 6	Totals	Results
C52 Notre Dame Academy	L - C13 - AFF ZZ1 Steve Stanley	L - C48 - AFF Z4 Steve Ingrassia	L - C38 - AFF PP3 Karen Shea	L - C24 - AFF AH1 Jake Courtney	W - C35 - AFF O4 Cassandra Moran	L - C62 - AFF AW2 Josh Grant	1-5 159	57th
Calla Gilson Stephanie Lancz	24.00	26.00	27.00	26.00	28.00	28.00		
C53 Perrysburg	L - C65 - Neg CC2 Cody Oldham	L - C08 - AFF JJ3 Jim Kellams	L - C02 - AFF N6 Darren Smith	L - C46 - AFF G10 Stacey Slagle	W - C23 - AFF X7 Louise Kerr	L - C51 - AFF X6 Brooke Branson	1-5 144	63rd
Alex Katko Huan Liang	22.00	23.00	25.00	24.00	30.00	20.00		
C54 Dublin Jerome	W - C07 - AFF E1 Mark Zura	W - C11 - AFF CCC1 Emily Worstell	W - C41 - AFF AT1 Dan Ludlum	L - C19 - AFF AAA3 Craig Reynolds	W - C01 - AFF Y6 Heidi Blakeway-Phillips	L - C64 - AFF V4 Laurie Jadwin	4-2 164	17th
Annie Zhang Jisoo Hong	28.00	26.00	29.00	26.00	28.00	27.00		
C55 Upper Arlington	W - C38 - AFF Z3 Lynn Beeson	W - C17 - AFF A05 Chris Vasquez	L - C21 - AFF E1 Mark Zura	L - C06 - Neg S1 Grant Currier	W - C36 - AFF Z5 Hugh Thompson	W - C10 - Neg AS7 Roshanak Hakimzadeh	4-2 162	21st
Spandan Shah Ziyue Wang	26.00	26.00	27.00	29.00	26.00	28.00		
C56 Upper Arlington	W - C30 - AFF S1 Grant Currier	W - C65 - Neg CC1 Don Steiner	W - C06 - AFF YY2 Colleen Lancz	L - C22 - AFF Z3 Lynn Beeson	L - C45 - AFF A05 Chris Vasquez	L - C39 - Neg E3 Michael Slavens	3-3 161	35th
Nick Donadio Niki Ahmadi	29.00	25.00	28.00	27.00	24.00	28.00		
C57 Gahanna Lincoln	L - C22 - AFF CCC1 Emily Worstell	L - C36 - AFF Y3 Nathaniel Blakeway-Phillips	W - C05 - AFF LL1 Ken Wiley	L - C58 - Neg E2 Mario Leone	W - C63 - AFF MM1 Bhanu Mathur	L - C40 - Neg AS6 Peter Paik	2-4 153	55th
Jassy Da Silva Skye Booth	24.00	26.00	27.00	23.00	27.00	26.00		
C58 Sylvania Southview	L - C21 - Neg CC1 Don Steiner	W - C04 - AFF G10 Stacey Slagle	L - C28 - Neg AW2 Josh Grant	W - C57 - AFF E2 Mario Leone	L - C33 - AFF PP3 Karen Shea	W - C50 - AFF Y3 Nathaniel Blakeway-Phillips	3-3 160	39th
Shaleen Goel Michael Burchfield	25.00	27.00	27.00	24.00	28.00	29.00		
C59 St. John's Jesuit High School	L - C01 - Neg N6 Darren Smith	L - C12 - AFF S1 Grant Currier	W - C46 - AFF Y6 Heidi Blakeway-Phillips	L - C36 - AFF AQ2 David Clarkson	W - C24 - AFF X6 Brooke Branson	L - C43 - AFF PP3 Karen Shea	2-4 157	51st
Omar Kanjwal Mazzin Elsamaloty	25.00	27.00	28.00	24.00	27.00	26.00		
C60 Mount Vernon	L - C15 - AFF X1 Jennifer Moore	L - C47 - Neg O4 Cassandra Moran	W - C07 - AFF AB2 Jim Kelly	L - C09 - Neg CC1 Don Steiner	L - C40 - Neg Z4 Steve Ingrassia	W - C04 - AFF GG3 Tom Sherman	2-4 163.5	44th
Ben Cochran Stephen Rowe	26.00	26.00	27.00	26.00	29.50	29.00		
C61 Mount Vernon	W - C35 - Neg GG7 Rick Werner	W - C05 - AFF Z5 Hugh Thompson	W - C49 - Neg G11 Kelly Ranttila	L - C25 - Neg V4 Laurie Jadwin	L - C42 - Neg Z3 Lynn Beeson	W - C20 - Neg MM2 Pete Whipple	4-2 165	16th
Trent Grohe Chelsea Kempton	28.00	27.00	26.00	28.00	28.00	28.00		

OHSSL State Final Public Forum Debate

Competitor	Round 1	Round 2	Round 3	Round 4	Round 5	Round 6	Totals	Results
C62 Mount Vernon	L - C31 - AFF Z5 Hugh Thompson	W - C09 - Neg MM1 Bhanu Mathur	L - C03 - AFF Y3 Nathaniel Blakeway-Phillips	L - C39 - Neg F1 Mark McCandless	L - C02 - AFF G10 Stacey Slagle	W - C52 - Neg AW2 Josh Grant	2-4 158	54th
Hunter Orr Tori Hall	25.00	27.00	26.00	26.00	25.00	29.00		
C63 Mount Vernon	L - C41 - Neg AS6 Peter Paik	L - C21 - Neg ZZ1 Steve Stanley	L - C39 - Neg N7 Sundarya Narayan	W - C23 - Neg Z5 Hugh Thompson	L - C57 - Neg MM1 Bhanu Mathur	L - C65 - Neg S1 Grant Currier	1-5 159	58th
Weston Uram Andrew Powell	26.00	26.00	28.00	28.00	26.00	25.00		
C64 Olentangy	L - C12 - Neg AW2 Josh Grant	W - C39 - Neg X7 Louise Kerr	W - C65 - Neg O4 Cassandra Moran	W - C26 - Neg GG3 Tom Sherman	W - C22 - Neg MM2 Pete Whipple	W - C54 - Neg V4 Laurie Jadwin	5-1 167	4th
Ryan Kelly Amjad Akif	27.00	28.00	27.00	28.00	29.00	28.00		
C65 Beachwood	W - C53 - AFF CC2 Cody Oldham	L - C56 - AFF CC1 Don Steiner	L - C64 - AFF O4 Cassandra Moran	L - C44 - AFF A03 Charlie Bromley	L - C15 - Neg G11 Kelly Ranttila	W - C63 - AFF S1 Grant Currier	2-4 152	56th
Amit Flank Catherine Perloff	27.00	23.00	26.00	23.00	27.00	26.00		

This tournament is being run using SpeechWire Tournament Services software - www.SpeechWire.com.
© 2004-2013 Ben Stewart - All Rights Reserved. SpeechWire version 4.18.008.

Please note that in some cases in IE, there are tiebreakers that only apply in case of 3-way ties per the constitution.

This means that in some cases, a column on a tab sheet may not have broken a tie because it was a 3-way tie, or additional tiebreakers not listed may have been employed manually according to the rules.

**OHSSL State Final
Dramatic Interpretation
Elimination round results**

Final round

Code	Name	Team	YY9	W7	AAA8	AE1	ZZ3	A4	Drop best and worst	H/L Ones	H/L Twos	Drop H/L Recips	Rank total	1s	1s and 2s	Recips	Place
538	Nathan Pecchia	Canfield	1	2	1	1	1	1	4	4	4	4.00	7	5	6	5.50	1
525	PJ Calac	GlenOak	3	1	5	2	3	2	10	0	2	1.67	16	1	3	2.87	2
511	Simone Anderson	Solon	5	5	3	4	2	3	15	0	0	1.12	22	0	1	1.82	3
530	Aaron Dalton	Beavercreek	4	3	2	6	4	6	17	0	0	1.00	25	0	1	1.67	4
536	Kaj Beeler	Niles McKinley	2	4	4	5	6	4	17	0	0	0.95	25	0	1	1.62	5
501	Theresa Liebhart	Stow	6	6	6	3	5	5	22	0	0	0.73	31	0	0	1.23	6

Quarterfinal round

Code	Name	Team	H3	BB6	AO7	Rank total	Drop best and worst	Judges pref.	1s	1s and 2s	Recips	Prelim Ranks	Place
538	Nathan Pecchia	Canfield	1	1	2	4	1		2	3	2.50	11	1
530	Aaron Dalton	Beavercreek	5	2	1	8	2		1	2	1.70	19	2
521	Hannah Montgomery	Canton McKinley	3	5	3	11	3		0	0	0.87	19	3
505	Mina Hoffman	Wadsworth	4	4	4	12	4		0	0	0.75	25	4
503	Matt Friedhoff	Wooster	6	3	5	14	5	5	0	0	0.70	29	5
527	Michela Corsi	North Canton Hoover	2	6	6	14	6	6	0	1	0.83	25	6

Quarterfinal round

Code	Name	Team	WW5	K14	FF1	Rank total	Drop best and worst	Judges pref.	1s	1s and 2s	Recips	Prelim Ranks	Place
509	London Christian	Solon	2	2	1	5	2		1	3	2.00	14	1
501	Theresa Liebhart	Stow	3	1	2	6	2		1	2	1.83	20	2
537	Rachel Fridley	Niles McKinley	4	3	3	10	3		0	0	0.92	28	3
526	Alexis DeLauney	GlenOak	1	6	6	13	6		1	1	1.33	23	4
544	My'Kale White	Boardman	5	5	4	14	5		0	0	0.65	19	5
540	Emily Damelio	Canfield	6	4	5	15	5		0	0	0.62	25	6

Quarterfinal round

Code	Name	Team	UU2	AAA9	ZZ5	Rank total	Drop best and worst	Judges pref.	1s	1s and 2s	Recips	Prelim Ranks	Place
511	Simone Anderson	Solon	1	2	1	4	1		2	3	2.50	16	1
543	Byron Abrigg	Cardinal-Mooney	5	1	2	8	2		1	2	1.70	26	2
525	PJ Calac	GlenOak	4	3	3	10	3		0	0	0.92	18	3
545	Arnesha Tipton	Howland	2	6	4	12	4		0	1	0.92	24	4
539	Lydia Scheel	Canfield	3	5	5	13	5		0	0	0.73	20	5
520	Anna Stanford	Perry	6	4	6	16	6		0	0	0.58	26	6

**OHSSL State Final
Dramatic Interpretation
Elimination round results**

Quarterfinal round

Code	Name	Team	G12	S4	U3	Rank total	Drop best and worst	Judges pref.	1s	1s and 2s	Recips	Prelim Ranks	Place
510	Nisha Malhotra	Solon	3	1	2	6	2		1	2	1.83	27	1
536	Kaj Beeler	Niles McKinley	4	5	1	10	4		1	1	1.45	26	2
542	Justin Burk	Cardinal-Mooney	6	2	3	11	3	3	0	1	1.00	17	3
547	Dan McClurkin	Ursuline	1	6	4	11	4	4	1	1	1.42	21	4
504	Olivia Pickard	Wadsworth	2	4	6	12	4		0	1	0.92	21	5
531	Gabrielle Boltz	Middletown	5	3	5	13	5		0	0	0.73	17	6

Semifinal round

Code	Name	Team	001	AD4	N2	Rank total	Drop best and worst	Judges pref.	1s	1s and 2s	Recips	Prelim Ranks	Place
538	Nathan Pecchia	Canfield	1	1	3	5	1		2	2	2.33	11	1
536	Kaj Beeler	Niles McKinley	3	2	1	6	2		1	2	1.83	26	2
525	PJ Calac	GlenOak	2	3	2	7	2		0	2	1.33	18	3
509	London Christian	Solon	4	4	4	12	4		0	0	0.75	14	4
542	Justin Burk	Cardinal-Mooney	5	5	6	16	5		0	0	0.57	17	5
510	Nisha Malhotra	Solon	6	6	5	17	6		0	0	0.53	27	6

Semifinal round

Code	Name	Team	HH1	AS1	JJ4	Rank total	Drop best and worst	Judges pref.	1s	1s and 2s	Recips	Prelim Ranks	Place
511	Simone Anderson	Solon	2	1	2	5	2		1	3	2.00	16	1
501	Theresa Liebhart	Stow	3	2	3	8	3		0	1	1.17	20	2
530	Aaron Dalton	Beavercreek	4	4	1	9	4		1	1	1.50	19	3
521	Hannah Montgomery	Canton McKinley	1	5	4	10	4		1	1	1.45	19	4
543	Byron Abrigg	Cardinal-Mooney	5	3	5	13	5		0	0	0.73	26	5
537	Rachel Fridley	Niles McKinley	6	6	6	18	6		0	0	0.50	28	6

OHSSL State Final
Duo Interpretation
Elimination round results
Final round

Code	Name	Team	FF3	AU3	V6	AR1	AD4	ZZ5	Drop best and worst	H/L Ones	H/L Twos	Drop H/L Recips	Rank total	1s	1s and 2s	Recips	Place
834	Jarrett Kersack and Logan Pasqual	Austintown-Fitch	1	2	3	6	1	2	8	1	3	2.33	15	2	4	3.50	1
836	Katie Schallick and Sami Veitz	Columbiana	2	1	2	3	5	4	11	0	2	1.58	17	1	3	2.78	2
831	Gino Ginnetti and Brady Sklenar	Cardinal-Mooney	4	6	1	4	3	3	14	0	0	1.17	21	1	1	2.33	3
804	Abby Peabody and Charles Wright	Wooster	5	4	5	2	2	6	16	0	1	1.15	24	0	2	1.82	4
829	Johnny D'Andrea and Cara Carano	Cardinal-Mooney	3	3	4	5	4	5	16	0	0	1.03	24	0	0	1.57	5
822	Daniel Rodriguez and Angela Peretta	Canton Central Catholic	6	5	6	1	6	1	18	1	1	1.53	25	2	2	2.70	6

Quarterfinal round

Code	Name	Team	G1	W6	X3	Rank total	Drop best and worst	Judges pref.	1s	1s and 2s	Recips	Prelim Ranks	Place
831	Gino Ginnetti and Brady Sklenar	Cardinal-Mooney	2	2	3	7	2		0	2	1.33	19	1
822	Daniel Rodriguez and Angela Peretta	Canton Central Catholic	3	6	1	10	3	2	1	1	1.50	18	2
819	Alexis Fletcher and Chris Daniels	Canton McKinley	5	1	4	10	4	3	1	1	1.45	25	3
802	Matt McCombs and Cameron Stebbins	Stow	7	3	2	12	3		0	1	0.98	28	4
815	Michael Barth and Allison Bailey	Perry	4	4	5	13	4		0	0	0.70	25	5
835	Mia Colon and Maia Totterdale	Austintown-Fitch	1	7	6	14	6		1	1	1.31	11	6
810	Katarina Kucinic and Ian Adams	Rocky River	6	5	7	18	6		0	0	0.51	28	7

Quarterfinal round

Code	Name	Team	BB4	S5	X2	Rank total	Drop best and worst	Judges pref.	1s	1s and 2s	Recips	Prelim Ranks	Place
836	Katie Schallick and Sami Veitz	Columbiana	1	1	2	4	1		2	3	2.50	12	1
833	John Crowe and Lauryn Rosinski	Ursuline	2	2	6	10	2		0	2	1.17	24	2
820	Brittany Rimmel and Toni Dipietro	North Canton Hoover	4	3	3	10	3		0	0	0.92	20	3
830	Jennifer Rondinelli and Ryan Ohlin	Cardinal-Mooney	5	4	1	10	4		1	1	1.45	16	4
816	Maddy Williams and Katie Peters	Jackson H.S.	3	5	5	13	5		0	0	0.73	25	5
803	Tom Myers and Zack Buchholz	Wooster	6	6	4	16	6		0	0	0.58	27	6

Quarterfinal round

Code	Name	Team	DD1	AE4	OO1	Rank total	Drop best and worst	Judges pref.	1s	1s and 2s	Recips	Prelim Ranks	Place
829	Johnny D'Andrea and Cara Carano	Cardinal-Mooney	1	1	1	3	1		3	3	3.00	13	1
804	Abby Peabody and Charles Wright	Wooster	4	2	3	9	3	2	0	1	1.08	21	2
818	EJ Dubinsky and Matt Meeks	Canton McKinley	2	3	4	9	3	3	0	1	1.08	23	3
832	Alex DiBell and Elizabeth Manning	Howland	3	4	6	13	4	4	0	0	0.75	27	4
838	Alexandra Davis and Julia Balzer	Notre Dame Academy	6	5	2	13	5	5	0	1	0.87	25	5
805	Duke Maley and Maddie Haskell	CVCA	5	6	5	16	5		0	0	0.57	17	6

OHSSL State Final
Duo Interpretation
Elimination round results
Quarterfinal round

Code	Name	Team	WW6	AG1	AV1	Rank total	Drop best and worst	Judges pref.	1s	1s and 2s	Recips	Prelim Ranks	Place
839	Mendon Thomas and Olivia Schwann	Notre Dame Academy	1	1	1	3	1		3	3	3.00	23	1
828	Mary Elizabeth Monda and Rosie Jo Neddy	Canfield	2	4	2	8	2		0	2	1.25	25	2
834	Jarrett Kerpsack and Logan Pasqual	Austintown-Fitch	5	2	5	12	5	3	0	1	0.90	14	3
837	Sarah Hunter and Brad Keylor	Columbiana	6	3	3	12	3	4	0	0	0.83	14	4
801	Shelby Denton and Jimmy Miller	Stow	3	5	6	14	5	5	0	0	0.70	22	5
806	Maddie Cuckow and Al Oliver	CVCA	4	6	4	14	4	6	0	0	0.67	26	6

Semifinal round

Code	Name	Team	SS1	XX4	NN1	Rank total	Drop best and worst	Judges pref.	1s	1s and 2s	Recips	Prelim Ranks	Place
822	Daniel Rodriguez and Angela Peretta	Canton Central Catholic	2	3	2	7	2		0	2	1.33	18	1
836	Katie Schallick and Sami Veitz	Columbiana	3	4	1	8	3		1	1	1.58	12	2
829	Johnny D'Andrea and Cara Carano	Cardinal-Mooney	4	1	4	9	4		1	1	1.50	13	3
828	Mary Elizabeth Monda and Rosie Jo Neddy	Canfield	5	5	3	13	5	4	0	0	0.73	25	4
820	Brittany Rimmel and Toni Dipietro	North Canton Hoover	6	2	5	13	5	5	0	1	0.87	20	5
819	Alexis Fletcher and Chris Daniels	Canton McKinley	1	6	6	13	6		1	1	1.33	25	6

Semifinal round

Code	Name	Team	WW7	AL5	S4	Rank total	Drop best and worst	Judges pref.	1s	1s and 2s	Recips	Prelim Ranks	Place
804	Abby Peabody and Charles Wright	Wooster	2	1	2	5	2		1	3	2.00	21	1
831	Gino Ginnetti and Brady Sklenar	Cardinal-Mooney	1	3	5	9	3		1	1	1.53	19	2
834	Jarrett Kerpsack and Logan Pasqual	Austintown-Fitch	4	2	4	10	4		0	1	1.00	14	3
839	Mendon Thomas and Olivia Schwann	Notre Dame Academy	5	5	1	11	5		1	1	1.40	23	4
818	EJ Dubinsky and Matt Meeks	Canton McKinley	3	6	3	12	3		0	0	0.83	23	5
833	John Crowe and Lauryn Rosinski	Ursuline	6	4	6	16	6		0	0	0.58	24	6

OHSSL State Final
Humorous Interpretation
Elimination round results

Final round

Code	Name	Team	AK9	BB7	S4	V1	WW6	N2	Drop best and worst	H/L Ones	H/L Twos	Drop H/L Recips	Rank total	1s	1s and 2s	Recips	Place
615	Jessica Gill	Beachwood	4	7	2	2	1	1	9	1	3	2.25	17	2	4	3.39	1
636	Tim Nesnidol	Canfield	3	1	3	1	4	2	9	1	2	2.17	14	2	3	3.42	2
606	Jordan Feliciano	Norton	1	3	1	4	2	3	9	1	2	2.17	14	2	3	3.42	2
630	Tommy Barker	Middletown	2	4	5	3	5	4	16	0	0	1.03	23	0	1	1.73	4
620	Alexis Klaiber	Perry	6	2	4	5	3	5	17	0	0	0.98	25	0	1	1.65	5
646	Noah Persson	Liberty H.S.	5	6	7	6	7	6	25	0	0	0.64	37	0	0	0.99	6
637	Dominique Favre	Canfield	7	5	6	7	6	7	26	0	0	0.62	38	0	0	0.96	7

Quarterfinal round

Code	Name	Team	AU3	AA2	I4	Rank total	Drop best and worst	Judges pref.	1s	1s and 2s	Recips	Prelim Ranks	Place
606	Jordan Feliciano	Norton	1	1	2	4	1		2	3	2.50	12	1
620	Alexis Klaiber	Perry	2	2	1	5	2		1	3	2.00	29	2
601	Zach Fretag	Stow	3	3	3	9	3		0	0	1.00	17	3
634	Kathryn Albers	Mason	6	4	4	14	4	4	0	0	0.67	25	4
638	Paige Brucoli	Canfield	4	5	5	14	5	5	0	0	0.65	18	5
625	Jacob Voegle	North Canton Hoover	5	6	6	17	6		0	0	0.53	27	6

Quarterfinal round

Code	Name	Team	E4	ZZ3	XX4	Rank total	Drop best and worst	Judges pref.	1s	1s and 2s	Recips	Prelim Ranks	Place
630	Tommy Barker	Middletown	1	1	3	5	1	1	2	2	2.33	16	1
608	Rachel Criswell	CVCA	2	2	1	5	2	2	1	3	2.00	18	2
637	Dominique Favre	Canfield	3	6	2	11	3		0	1	1.00	27	3
604	Noah Spector	Wooster	5	3	4	12	4		0	0	0.78	12	4
640	Matt Jamison	Cardinal-Mooney	6	4	5	15	5	5	0	0	0.62	25	5
602	Izzie Householder	Stow	4	5	6	15	5	6	0	0	0.62	30	6

Quarterfinal round

Code	Name	Team	AK1	K10	AE1	Rank total	Drop best and worst	Judges pref.	1s	1s and 2s	Recips	Prelim Ranks	Place
645	Dan Duran	Poland Seminary	2	1	1	4	1		2	3	2.50	13	1
615	Jessica Gill	Beachwood	1	2	3	6	2		1	2	1.83	14	2
633	Eric Roytman	Centerville	3	3	2	8	3		0	1	1.17	21	3
617	Joe Gibson	Olmsted Falls	5	4	4	13	4		0	0	0.70	27	4
628	JESSIE BOWMAN	Carrollton	4	5	5	14	5		0	0	0.65	28	5
609	Emily Nosek	Highland	6	6	6	18	6		0	0	0.50	24	6

OHSSL State Final
Humorous Interpretation
Elimination round results

Quarterfinal round

Code	Name	Team	U2	RR2	AD4	Rank total	Drop best and worst	Judges pref.	1s	1s and 2s	Recips	Prelim Ranks	Place
649	Motoki Maxted	Wauseon	1	1	4	6	1	1	2	2	2.25	22	1
636	Tim Nesnidol	Canfield	2	2	2	6	2	2	0	3	1.50	13	2
646	Noah Persson	Liberty H.S.	4	4	1	9	4		1	1	1.50	27	3
650	Bea Fields	Maumee H.S.	3	5	3	11	3		0	0	0.87	28	4
626	Gabrielle Fatzinger	North Canton Hoover	5	3	5	13	5		0	0	0.73	23	5
642	Colleen Craig	Ursuline	6	6	6	18	6		0	0	0.50	14	6

Semifinal round

Code	Name	Team	BB8	D3	H1	Rank total	Drop best and worst	Judges pref.	1s	1s and 2s	Recips	Prelim Ranks	Place
606	Jordan Feliciano	Norton	1	1	1	3	1		3	3	3.00	12	1
620	Alexis Klaiber	Perry	2	2	2	6	2		0	3	1.50	29	2
637	Dominique Favre	Canfield	4	3	3	10	3		0	0	0.92	27	3
649	Motoki Maxted	Wauseon	5	4	5	14	5		0	0	0.65	22	4
608	Rachel Criswell	CVCA	6	5	4	15	5	5	0	0	0.62	18	5
633	Eric Roytman	Centerville	3	6	6	15	6	6	0	0	0.67	21	6

Semifinal round

Code	Name	Team	AC1	AW1	A5	Rank total	Drop best and worst	Judges pref.	1s	1s and 2s	Recips	Prelim Ranks	Place
636	Tim Nesnidol	Canfield	1	1	2	4	1		2	3	2.50	13	1
615	Jessica Gill	Beachwood	2	2	1	5	2		1	3	2.00	14	2
630	Tommy Barker	Middletown	5	4	3	12	4	3	0	0	0.78	16	3
646	Noah Persson	Liberty H.S.	3	5	4	12	4	4	0	0	0.78	27	4
645	Dan Duran	Poland Seminary	4	3	6	13	4		0	0	0.75	13	5
601	Zach Fretag	Stow	6	6	5	17	6		0	0	0.53	17	6

OHSSL State Final
Impromptu Speaking
Elimination round results

Final round

Code	Name	Team	AW1	X8	G12	FF1	MM6	D3	Drop best and worst	H/L Ones	H/L Twos	Drop H/L Recips	Rank total	1s	1s and 2s	Recips	Place
924	Kayleigh Bondor	Canton McKinley	3	1	1	1	1	1	4	4	4	4.00	8	5	5	5.33	1
940	Maureen Driscoll	Cardinal-Mooney	2	6	2	2	2	5	11	0	3	1.70	19	0	4	2.37	2
948	Nikita Ajmera	Notre Dame Academy	1	4	5	4	6	2	15	0	1	1.20	22	1	2	2.37	3
936	Gina DeSimone	Niles McKinley	5	2	3	5	3	6	16	0	0	1.07	24	0	1	1.73	4
910	Michael Gerace	Hawken School	6	5	4	3	4	4	17	0	0	0.95	26	0	0	1.45	5
945	Luke Eusebio	South Range	4	3	6	6	5	3	18	0	0	0.95	27	0	0	1.45	6

Quarterfinal round

Code	Name	Team	K6	AI1	H1	Rank total	Drop best and worst	Judges pref.	1s	1s and 2s	Recips	Prelim Ranks	Place
936	Gina DeSimone	Niles McKinley	4	1	1	6	1		2	2	2.25	14	1
924	Kayleigh Bondor	Canton McKinley	1	2	4	7	2		1	2	1.75	21	2
933	Brittany Barrett	Centerville	3	3	2	8	3		0	1	1.17	26	3
938	Daniel Yozwiak	Canfield	2	4	3	9	3		0	1	1.08	21	4
944	Cassie Wirtz	Austintown-Fitch	5	5	5	15	5		0	0	0.60	29	5
919	Matt Schoonmaker	University School	6	6	6	18	6		0	0	0.50	26	6

Quarterfinal round

Code	Name	Team	Z7	AE5	VV4	Rank total	Drop best and worst	Judges pref.	1s	1s and 2s	Recips	Prelim Ranks	Place
937	Gary Zamary	Canfield	1	1	1	3	1		3	3	3.00	16	1
927	Sarah Weller	Canton Central Catholic	5	2	2	9	2		0	2	1.20	27	2
940	Maureen Driscoll	Cardinal-Mooney	2	5	4	11	4	3	0	1	0.95	24	3
914	Nikhil Goel	Gilmour Academy	3	3	5	11	3	4	0	0	0.87	22	4
931	Sam Tatham	Oakwood	4	6	3	13	4		0	0	0.75	29	5
943	Kayla Sabo	Austintown-Fitch	6	4	6	16	6		0	0	0.58	19	6

Quarterfinal round

Code	Name	Team	A5	SS1	AT2	Rank total	Drop best and worst	Judges pref.	1s	1s and 2s	Recips	Prelim Ranks	Place
948	Nikita Ajmera	Notre Dame Academy	1	2	1	4	1		2	3	2.50	18	1
945	Luke Eusebio	South Range	5	1	2	8	2		1	2	1.70	19	2
921	Sunder Sai	Brecksville Broadview Heights	2	5	3	10	3		0	1	1.03	22	3
911	Andy Li	Solon	3	3	5	11	3		0	0	0.87	28	4
955	Aldon Knolls	Bexley	6	4	4	14	4		0	0	0.67	24	5
908	Chris Pace	Highland	4	6	6	16	6		0	0	0.58	27	6

OHSSL State Final
Impromptu Speaking
Elimination round results

Quarterfinal round

Code	Name	Team	AJ1	AW4	N1	Rank total	Drop best and worst	Judges pref.	1s	1s and 2s	Recips	Prelim Ranks	Place
915	Andrew Bieber	Gilmour Academy	2	1	3	6	2		1	2	1.83	19	1
926	Michael Markel	Canton Central Catholic	1	3	5	9	3	2	1	1	1.53	22	2
910	Michael Gerace	Hawken School	3	5	1	9	3	3	1	1	1.53	27	3
942	Robyn Minkewicz	Austintown-Fitch	4	4	4	12	4		0	0	0.75	27	4
907	Jeff Rolland	Highland	5	6	2	13	5		0	1	0.87	19	5
932	Cameron Everage	Middletown	6	2	6	14	6		0	1	0.83	22	6

Semifinal round

Code	Name	Team	Q5	AX1	AJ2	Rank total	Drop best and worst	Judges pref.	1s	1s and 2s	Recips	Prelim Ranks	Place
924	Kayleigh Bondor	Canton McKinley	1	1	2	4	1		2	3	2.50	21	1
940	Maureen Driscoll	Cardinal-Mooney	2	2	3	7	2		0	2	1.33	24	2
910	Michael Gerace	Hawken School	4	5	1	10	4		1	1	1.45	27	3
926	Michael Markel	Canton Central Catholic	5	3	5	13	5		0	0	0.73	22	4
915	Andrew Bieber	Gilmour Academy	6	4	4	14	4		0	0	0.67	19	5
937	Gary Zamar	Canfield	3	6	6	15	6		0	0	0.67	16	6

Semifinal round

Code	Name	Team	AV2	AX3	A1	Rank total	Drop best and worst	Judges pref.	1s	1s and 2s	Recips	Prelim Ranks	Place
936	Gina DeSimone	Niles McKinley	1	3	2	6	2		1	2	1.83	14	1
948	Nikita Ajmera	Notre Dame Academy	2	2	3	7	2		0	2	1.33	18	2
945	Luke Eusebio	South Range	3	4	1	8	3		1	1	1.58	19	3
933	Brittany Barrett	Centerville	6	1	6	13	6		1	1	1.33	26	4
921	Sunder Sai	Brecksville Broadview Heights	4	5	5	14	5		0	0	0.65	22	5
927	Sarah Weller	Canton Central Catholic	5	6	4	15	5		0	0	0.62	27	6

OHSSL State Final
International Extemporaneous Speaking
Elimination round results

Final round

Code	Name	Team	K6	AV1	I3	AY3	S3	RR3	Drop best and worst	H/L Ones	H/L Twos	Drop H/L Recips	Rank total	1s	1s and 2s	Recips	Place
208	Eric Wang	Solon	1	1	2	1	1	4	5	3	4	3.50	10	4	5	4.75	1
215	Abhishek Bhargava	Jackson H.S.	2	2	1	3	4	1	8	1	3	2.33	13	2	4	3.58	2
225	Richie Abel	Canfield	3	3	3	2	3	2	11	0	1	1.50	16	0	2	2.33	3
230	Nate Joy	Columbiana	4	4	4	4	5	5	17	0	0	0.95	26	0	0	1.40	4
220	Cara Clark	Beavercreek	5	5	5	5	2	3	18	0	0	0.93	25	0	1	1.63	5
216	Joe Fahmy	Jackson H.S.	6	6	6	6	6	6	24	0	0	0.67	36	0	0	1.00	6

Quarterfinal round

Code	Name	Team	GG5	BB2	AX3	Rank total	Drop best and worst	Judges pref.	1s	1s and 2s	Recips	Prelim Ranks	Place
216	Joe Fahmy	Jackson H.S.	6	1	1	8	1	1	2	2	2.17	21	1
225	Richie Abel	Canfield	2	3	3	8	3	2	0	1	1.17	20	2
214	Shane Stockall	Perry	3	2	5	10	3		0	1	1.03	30	3
218	Emily King	GlenOak	4	4	2	10	4	4	0	1	1.00	33	4
231	Clayton Cooper	Columbiana	1	5	4	10	4	5	1	1	1.45	12	5
213	Jasmeen Randhawa	Brecksville Broadview Heights	5	6	6	17	6		0	0	0.53	28	6

Quarterfinal round

Code	Name	Team	AJ3	M2	XX1	Rank total	Drop best and worst	Judges pref.	1s	1s and 2s	Recips	Prelim Ranks	Place
208	Eric Wang	Solon	1	3	1	5	1		2	2	2.33	13	1
211	Berthy Feng	Laurel School	2	5	2	9	2		0	2	1.20	27	2
205	Madison Prestridge	Wadsworth	6	2	3	11	3		0	1	1.00	20	3
237	Yijia Liang	Upper Arlington	3	4	4	11	4	4	0	0	0.83	21	4
222	Sam Whipple	Mason	4	1	6	11	4	5	1	1	1.42	31	5
217	Kevin Niu	Jackson H.S.	5	6	5	16	5		0	0	0.57	33	6

Quarterfinal round

Code	Name	Team	B1	P1	AY2	Rank total	Drop best and worst	Judges pref.	1s	1s and 2s	Recips	Prelim Ranks	Place
223	Sohum Talreja	Mason	3	4	1	8	3		1	1	1.58	19	1
230	Nate Joy	Columbiana	4	1	4	9	4	2	1	1	1.50	13	2
220	Cara Clark	Beavercreek	2	2	5	9	2	3	0	2	1.20	21	3
228	Brian Duricy	Howland	5	3	3	11	3		0	0	0.87	23	4
210	Anamika Veeramani	Laurel School	1	5	6	12	5		1	1	1.37	32	5
234	Grant Buehrer	Maumee H.S.	6	6	2	14	6		0	1	0.83	31	6

OHSSL State Final
International Extemporaneous Speaking
 Elimination round results

Quarterfinal round

Code	Name	Team	GG2	AD3	JJ1	Rank total	Drop best and worst	Judges pref.	1s	1s and 2s	Recips	Prelim Ranks	Place
215	Abhishek Bhargava	Jackson H.S.	1	1	1	3	1		3	3	3.00	21	1
206	Natalie Sayed	Hathaway Brown	3	4	2	9	3		0	1	1.08	32	2
204	Paige Clayton	Wooster	5	2	4	11	4		0	1	0.95	31	3
207	Ojas Sathe	Solon	2	5	6	13	5	4	0	1	0.87	15	4
224	Harsha Ramesh	Mason	4	6	3	13	4	5	0	0	0.75	16	5
221	Alex Roesch	Centerville	6	3	5	14	5		0	0	0.70	22	6

Semifinal round

Code	Name	Team	X8	AA2	K8	Rank total	Drop best and worst	Judges pref.	1s	1s and 2s	Recips	Prelim Ranks	Place
215	Abhishek Bhargava	Jackson H.S.	1	1	1	3	1		3	3	3.00	21	1
230	Nate Joy	Columbiana	3	2	2	7	2		0	2	1.33	13	2
225	Richie Abel	Canfield	2	3	3	8	3		0	1	1.17	20	3
211	Berthy Feng	Laurel School	4	4	4	12	4		0	0	0.75	27	4
204	Paige Clayton	Wooster	5	5	5	15	5		0	0	0.60	31	5
206	Natalie Sayed	Hathaway Brown	6	6	6	18	6		0	0	0.50	32	6

Semifinal round

Code	Name	Team	AM2	I1	RR2	Rank total	Drop best and worst	Judges pref.	1s	1s and 2s	Recips	Prelim Ranks	Place
208	Eric Wang	Solon	1	2	1	4	1		2	3	2.50	13	1
220	Cara Clark	Beavercreek	4	1	2	7	2		1	2	1.75	21	2
216	Joe Fahmy	Jackson H.S.	5	3	3	11	3		0	0	0.87	21	3
205	Madison Prestridge	Wadsworth	2	6	4	12	4		0	1	0.92	20	4
214	Shane Stockall	Perry	3	5	6	14	5		0	0	0.70	30	5
223	Sohum Talreja	Mason	6	4	5	15	5		0	0	0.62	19	6

OHSSL State Final
Oratorical Interpretation
Elimination round results

Final round

Code	Name	Team	GG5	M1	N1	K7	XX1	AY1	Drop best and worst	H/L Ones	H/L Twos	Drop H/L Recips	Rank total	1s	1s and 2s	Recips	Place
438	Albert Jordan	Austintown-Fitch	5	1	1	4	2	4	11	1	2	2.00	17	2	3	3.20	1
436	Lauren Williams	Howland	1	2	6	2	4	3	11	0	2	1.58	18	1	3	2.75	2
401	Paul Williams	Wooster	4	4	3	1	6	1	12	1	1	1.83	19	2	2	3.00	3
402	Rebecca Adams	Wadsworth	3	3	4	5	1	2	12	0	1	1.42	18	1	2	2.62	4
435	Katy Snyder	Howland	2	5	5	3	5	5	18	0	0	0.93	25	0	1	1.63	5
439	Christian Roberts	Austintown-Fitch	6	6	2	6	3	6	21	0	0	0.83	29	0	1	1.50	6

Quarterfinal round

Code	Name	Team	AL5	YY7	S2	Rank total	Drop best and worst	Judges pref.	1s	1s and 2s	Recips	Prelim Ranks	Place
402	Rebecca Adams	Wadsworth	1	3	1	5	1		2	2	2.33	22	1
436	Lauren Williams	Howland	2	1	3	6	2		1	2	1.83	11	2
446	Lucy Frank	Wauseon	3	2	2	7	2		0	2	1.33	29	3
433	Samantha Blasko	Cardinal-Mooney	4	4	4	12	4		0	0	0.75	22	4
447	Tatiana Burkett	Maumee H.S.	5	5	5	15	5		0	0	0.60	31	5
429	Madison McComas	Centerville	6	6	6	18	6		0	0	0.50	27	6

Quarterfinal round

Code	Name	Team	BB5	AM2	NN1	Rank total	Drop best and worst	Judges pref.	1s	1s and 2s	Recips	Prelim Ranks	Place
401	Paul Williams	Wooster	1	4	1	6	1	1	2	2	2.25	15	1
439	Christian Roberts	Austintown-Fitch	3	1	2	6	2	2	1	2	1.83	20	2
443	Sarah Gardner	Notre Dame Academy	2	5	3	10	3		0	1	1.03	23	3
434	Frank Venetti	Cardinal-Mooney	4	2	5	11	4		0	1	0.95	28	4
409	Julia Boccadoro	Solon	5	3	6	14	5		0	0	0.70	30	5
431	Mia Battaglia	Canfield	6	6	4	16	6		0	0	0.58	29	6

Quarterfinal round

Code	Name	Team	HH3	D3	RR3	Rank total	Drop best and worst	Judges pref.	1s	1s and 2s	Recips	Prelim Ranks	Place
435	Katy Snyder	Howland	1	1	1	3	1		3	3	3.00	25	1
449	Eunjeong 'Hannah' Jeong	Maumee Valley Country Day	3	2	2	7	2		0	2	1.33	25	2
438	Albert Jordan	Austintown-Fitch	2	3	6	11	3		0	1	1.00	15	3
432	Katharine Morrison	Canfield	4	6	4	14	4		0	0	0.67	29	4
425	Emily Haluschak	Oakwood	5	4	5	14	5	5	0	0	0.65	30	5
427	Sushmith Ravikumar	Centerville	6	5	3	14	5	6	0	0	0.70	20	6

OHSSL State Final
Oratorical Interpretation
Elimination round results

Quarterfinal round

Code	Name	Team	FF3	CC4	VV3	Rank total	Drop best and worst	Judges pref.	1s	1s and 2s	Recips	Prelim Ranks	Place
437	Mary Rostom	Howland	1	1	1	3	1		3	3	3.00	19	1
408	Jocelyn Liao	Solon	6	2	2	10	2	2	0	2	1.17	18	2
428	Kajri Sheth	Centerville	3	3	4	10	3	3	0	0	0.92	23	3
426	Naomi Tellez	Oakwood	2	4	5	11	4		0	1	0.95	25	4
420	Carolyn Matthews	GlenOak	5	5	3	13	5		0	0	0.73	30	5
440	Brooklynn Kramer	Liberty H.S.	4	6	6	16	6		0	0	0.58	30	6

Semifinal round

Code	Name	Team	Y2	AF1	G1	Rank total	Drop best and worst	Judges pref.	1s	1s and 2s	Recips	Prelim Ranks	Place
436	Lauren Williams	Howland	2	2	1	5	2		1	3	2.00	11	1
401	Paul Williams	Wooster	3	1	2	6	2		1	2	1.83	15	2
438	Albert Jordan	Austintown-Fitch	1	4	3	8	3		1	1	1.58	15	3
446	Lucy Frank	Wauseon	4	3	6	13	4		0	0	0.75	29	4
437	Mary Rostom	Howland	5	5	5	15	5		0	0	0.60	19	5
408	Jocelyn Liao	Solon	6	6	4	16	6		0	0	0.58	18	6

Semifinal round

Code	Name	Team	RR1	V5	EE1	Rank total	Drop best and worst	Judges pref.	1s	1s and 2s	Recips	Prelim Ranks	Place
402	Rebecca Adams	Wadsworth	1	1	2	4	1		2	3	2.50	22	1
439	Christian Roberts	Austintown-Fitch	3	2	1	6	2		1	2	1.83	20	2
435	Katy Snyder	Howland	5	3	3	11	3		0	0	0.87	25	3
428	Kajri Sheth	Centerville	2	5	5	12	5		0	1	0.90	23	4
443	Sarah Gardner	Notre Dame Academy	4	4	6	14	4		0	0	0.67	23	5
449	Eunjeong 'Hannah' Jeong	Maumee Valley Country Day	6	6	4	16	6		0	0	0.58	25	6

**OHSSL State Final
Original Oratory
Elimination round results**

Final round

Code	Name	Team	AW5	Q5	WW7	AJ1	NN1	RR1	Drop best and worst	H/L Ones	H/L Twos	Drop H/L Recips	Rank total	1s	1s and 2s	Recips	Place
314	Robyn Cheng	Gilmour Academy	2	1	4	2	1	7	9	1	3	2.25	17	2	4	3.39	1
321	Rose Milnes	Jackson H.S.	1	2	2	3	7	4	11	0	2	1.58	19	1	3	2.73	2
348	Marisa Napoli	Notre Dame Academy	6	4	1	6	2	1	13	1	2	1.92	20	2	3	3.08	3
328	Ellen Geiselman	Oakwood	3	6	5	1	3	3	14	0	0	1.20	21	1	1	2.37	4
329	Liz Huizenga	Oakwood	5	3	3	5	4	2	15	0	0	1.12	22	0	1	1.82	5
342	Monica Crowe	Ursuline	4	5	6	7	5	5	21	0	0	0.77	32	0	0	1.16	6
333	Cylie Alflen	Niles McKinley	7	7	7	4	6	6	26	0	0	0.62	37	0	0	1.01	7

Quarterfinal round

Code	Name	Team	AY3	P2	I1	Rank total	Drop best and worst	Judges pref.	1s	1s and 2s	Recips	Prelim Ranks	Place
348	Marisa Napoli	Notre Dame Academy	1	2	1	4	1		2	3	2.50	25	1
329	Liz Huizenga	Oakwood	2	1	2	5	2		1	3	2.00	16	2
333	Cylie Alflen	Niles McKinley	3	4	4	11	4		0	0	0.83	22	3
336	Elise Jamison	Cardinal-Mooney	5	5	3	13	5		0	0	0.73	27	4
312	Elizabeth Eder	Solon	4	6	5	15	5	5	0	0	0.62	25	5
323	Mollie Wright	North Canton Hoover	6	3	6	15	6	6	0	0	0.67	23	6

Quarterfinal round

Code	Name	Team	K8	AK4	YY1	Rank total	Drop best and worst	Judges pref.	1s	1s and 2s	Recips	Prelim Ranks	Place
352	Emily Jadwin	Gahanna Lincoln	3	1	2	6	2		1	2	1.83	25	1
344	Dan Rosen	Columbiana	1	3	3	7	3		1	1	1.67	23	2
334	Lauren Misik	Niles McKinley	2	5	1	8	2		1	2	1.70	27	3
320	Morgan Craig	Perry	4	2	5	11	4		0	1	0.95	21	4
315	Megan Zupon	Laurel School	5	4	4	13	4		0	0	0.70	18	5
340	Katie Schrader	Ursuline	6	6	6	18	6		0	0	0.50	27	6

Quarterfinal round

Code	Name	Team	G4	Y2	I3	Rank total	Drop best and worst	Judges pref.	1s	1s and 2s	Recips	Prelim Ranks	Place
321	Rose Milnes	Jackson H.S.	1	1	3	5	1		2	2	2.33	24	1
311	Daniel Varghai	Solon	5	2	2	9	2		0	2	1.20	18	2
342	Monica Crowe	Ursuline	2	4	5	11	4	3	0	1	0.95	23	3
319	Bobby Craig	Perry	4	6	1	11	4	4	1	1	1.42	20	4
337	Robin Goist	Boardman	3	3	6	12	3		0	0	0.83	27	5
339	Emily Kapp	Howland	6	5	4	15	5		0	0	0.62	26	6

**OHSSL State Final
Original Oratory
Elimination round results**

Quarterfinal round

Code	Name	Team	K7	KK1	MM6	Rank total	Drop best and worst	Judges pref.	1s	1s and 2s	Recips	Prelim Ranks	Place
346	Harleigh Solvesky	South Range	1	4	1	6	1	1	2	2	2.25	25	1
328	Ellen Geiselman	Oakwood	3	1	2	6	2	2	1	2	1.83	24	2
314	Robyn Cheng	Gilmour Academy	2	3	4	9	3		0	1	1.08	19	3
341	Dominic Augustin	Ursuline	5	2	3	10	3		0	1	1.03	19	4
343	Ally Moreschi	Columbiana	6	5	5	16	5	5	0	0	0.57	27	5
317	Sabrine Djemil	Brecksville Broadview Heights	4	6	6	16	6	6	0	0	0.58	23	6

Semifinal round

Code	Name	Team	N1	V6	O2	Rank total	Drop best and worst	Judges pref.	1s	1s and 2s	Recips	Prelim Ranks	Place
328	Ellen Geiselman	Oakwood	3	3	1	7	3		1	1	1.67	24	1
348	Marisa Napoli	Notre Dame Academy	4	2	2	8	2		0	2	1.25	25	2
342	Monica Crowe	Ursuline	6	1	4	11	4		1	1	1.42	23	3
346	Harleigh Solvesky	South Range	1	6	5	12	5	4	1	1	1.37	25	4
334	Lauren Misik	Niles McKinley	2	4	6	12	4	5	0	1	0.92	27	5
311	Daniel Varghai	Solon	5	5	3	13	5		0	0	0.73	18	6

Semifinal round

Code	Name	Team	AK9	G12	AE4	Rank total	Drop best and worst	Judges pref.	1s	1s and 2s	Recips	Prelim Ranks	Place
321	Rose Milnes	Jackson H.S.	2	2	1	5	2		1	3	2.00	24	1
329	Liz Huizenga	Oakwood	1	3	3	7	3		1	1	1.67	16	2
333	Cylie Alflen	Niles McKinley	5	4	2	11	4	3	0	1	0.95	22	3
314	Robyn Cheng	Gilmour Academy	6	1	4	11	4	4	1	1	1.42	19	4
344	Dan Rosen	Columbiana	3	5	5	13	5		0	0	0.73	23	5
352	Emily Jadwin	Gahanna Lincoln	4	6	6	16	6		0	0	0.58	25	6

**OHSSL State Final
Prose/Poetry Reading
Elimination round results**

Final round

Code	Name	Team	P1	GG1	XX4	I4	AY2	AI1	Drop best and worst	H/L Ones	H/L Twos	Drop H/L Recips	Rank total	1s	1s and 2s	Recips	Place
703	Gabe Reed	Wadsworth	1	1	2	4	1	1	5	3	4	3.50	10	4	5	4.75	1
729	Samanth Ash	Canton Central Catholic	2	6	5	2	2	2	11	0	3	1.70	19	0	4	2.37	2
712	Kadeem Yorke	St. Ignatius	3	4	1	1	5	4	12	1	1	1.83	18	2	2	3.03	3
701	Hannah Doan	Wooster	5	5	3	5	4	3	17	0	0	0.98	25	0	0	1.52	4
719	Tricia Kushen	Olmsted Falls	6	2	6	3	3	6	18	0	0	1.00	26	0	1	1.67	5
751	Michela Thomas	South Range	4	3	4	6	6	5	19	0	0	0.87	28	0	0	1.37	6

Quarterfinal round

Code	Name	Team	BB8	V1	Y7	Rank total	Drop best and worst	Judges pref.	1s	1s and 2s	Recips	Prelim Ranks	Place
701	Hannah Doan	Wooster	1	2	2	5	2		1	3	2.00	11	1
756	Alexandra Korsog	Maumee H.S.	4	1	3	8	3		1	1	1.58	18	2
751	Michela Thomas	South Range	2	6	1	9	2		1	2	1.67	29	3
740	Amanda Benson	Canfield	3	5	4	12	4		0	0	0.78	23	4
754	Madeline Kaplan	Notre Dame Academy	6	3	5	14	5		0	0	0.70	19	5
713	Brynn Alexander	Gilmour Academy	5	4	6	15	5		0	0	0.62	24	6

Quarterfinal round

Code	Name	Team	BB7	M1	AA1	Rank total	Drop best and worst	Judges pref.	1s	1s and 2s	Recips	Prelim Ranks	Place
724	Khoa Nguyen	Jackson H.S.	1	4	2	7	2	1	1	2	1.75	25	1
703	Gabe Reed	Wadsworth	2	2	3	7	2	2	0	2	1.33	14	2
755	Maxie Ratanasri	Wauseon	5	3	1	9	3		1	1	1.53	20	3
746	Jensen Hykes	Austintown-Fitch	3	1	6	10	3		1	1	1.50	18	4
702	Alex Hasapis	Wooster	4	6	4	14	4		0	0	0.67	28	5
741	Samantha Armstrong	Canfield	6	5	5	16	5		0	0	0.57	23	6

Quarterfinal round

Code	Name	Team	AY1	N2	AO6	Rank total	Drop best and worst	Judges pref.	1s	1s and 2s	Recips	Prelim Ranks	Place
719	Tricia Kushen	Olmsted Falls	1	1	1	3	1		3	3	3.00	18	1
738	Angelisa Beltran	Niles McKinley	2	2	3	7	2		0	2	1.33	14	2
723	Chelsey Ferris	Perry	4	5	2	11	4		0	1	0.95	22	3
748	Dallas Lotze	Columbiana	5	3	5	13	5	4	0	0	0.73	28	4
720	Morgan Walker	Vermilion	3	4	6	13	4	5	0	0	0.75	20	5
709	Alesha Wireman	Edison	6	6	4	16	6		0	0	0.58	26	6

**OHSSL State Final
Prose/Poetry Reading
Elimination round results**

Quarterfinal round

Code	Name	Team	AR1	A6	W7	Rank total	Drop best and worst	Judges pref.	1s	1s and 2s	Recips	Prelim Ranks	Place
729	Samanth Ash	Canton Central Catholic	1	2	1	4	1		2	3	2.50	16	1
712	Kadeem Yorke	St. Ignatius	2	1	2	5	2		1	3	2.00	22	2
744	Heba Mahjoub	Howland	4	3	4	11	4		0	0	0.83	27	3
722	Abby Rapp	Perry	3	4	5	12	4		0	0	0.78	27	4
743	Charis Kasler	Boardman	5	5	3	13	5		0	0	0.73	21	5
739	Brandon Brooks	Canfield	6	6	6	18	6		0	0	0.50	17	6

Semifinal round

Code	Name	Team	AAA8	B1	AU3	Rank total	Drop best and worst	Judges pref.	1s	1s and 2s	Recips	Prelim Ranks	Place
703	Gabe Reed	Wadsworth	1	2	1	4	1		2	3	2.50	14	1
712	Kadeem Yorke	St. Ignatius	3	1	5	9	3		1	1	1.53	22	2
719	Tricia Kushen	Olmsted Falls	4	4	2	10	4		0	1	1.00	18	3
756	Alexandra Korsog	Maumee H.S.	6	3	4	13	4	4	0	0	0.75	18	4
755	Maxie Ratanasri	Wauseon	2	5	6	13	5	5	0	1	0.87	20	5
744	Heba Mahjoub	Howland	5	6	3	14	5		0	0	0.70	27	6

Semifinal round

Code	Name	Team	W3	ZZ5	YY7	Rank total	Drop best and worst	Judges pref.	1s	1s and 2s	Recips	Prelim Ranks	Place
729	Samanth Ash	Canton Central Catholic	1	3	2	6	2		1	2	1.83	16	1
751	Michela Thomas	South Range	2	1	5	8	2		1	2	1.70	29	2
701	Hannah Doan	Wooster	3	5	1	9	3		1	1	1.53	11	3
724	Khoa Nguyen	Jackson H.S.	6	2	3	11	3		0	1	1.00	25	4
738	Angelisa Beltran	Niles McKinley	4	4	4	12	4		0	0	0.75	14	5
723	Chelsey Ferris	Perry	5	6	6	17	6		0	0	0.53	22	6

OHSSL State Final
Student Congress Final Six
Elimination round results

Final round

Code	Name	Team	UU1	AA4	AE6	AS5	N4	A2	Rank total	Playoff	Judges pref.	1s	1s and 2s	Recips	Parli	Place
02	Will Mascaro	Hawken School	1	1	4	3	5	2	16	1		2	3	3.28		1
04	Beth Moses	Beachwood	2	3	2	4	2	3	16	2		0	3	2.42		2
05	James Hogan	Kenston	6	2	5	2	1	4	20			1	3	2.62		3
03	Anshika Niraj	Beachwood	3	5	6	1	4	5	24	4		1	1	2.15		4
06	Taylor Bennington	Wooster	5	6	3	6	3	1	24	5		1	1	2.20		5
01	Sophia Zupanc	Gilmour Academy	4	4	1	5	6	6	26			1	1	2.03		6

This tournament is being run using SpeechWire Tournament Services software - www.SpeechWire.com.
 © 2004-2013 Ben Stewart - All Rights Reserved. SpeechWire version 4.18.008.

OHSSL State Final
United States Extemporaneous Speaking
 Elimination round results

Final round

Code	Name	Team	KK1	BB8	AX3	UU2	RR2	AD3	Drop best and worst	H/L Ones	H/L Twos	Drop H/L Recips	Rank total	1s	1s and 2s	Recips	Place
110	Rachel Anderson	Laurel School	1	2	2	1	1	2	6	2	4	3.00	9	3	6	4.50	1
115	Jad Hamdan	Jackson H.S.	4	3	5	2	4	1	13	0	1	1.33	19	1	2	2.53	2
125	James Gao	Mason	2	7	3	3	2	6	14	0	1	1.33	23	0	2	1.98	3
101	Elizabeth Kleinhenz	Wooster	3	1	6	5	3	7	17	0	0	1.03	25	1	1	2.18	4
134	Kyle McGaughy	Champion	6	4	7	4	5	3	19	0	0	0.87	29	0	0	1.34	5
113	Hayden Smith	Perry	7	6	4	6	6	4	22	0	0	0.75	33	0	0	1.14	6
130	Arjun Subramanyam	Canfield	5	5	1	7	7	5	22	0	0	0.74	30	1	1	1.89	7

Quarterfinal round

Code	Name	Team	X8	EE1	AC1	Rank total	Drop best and worst	Judges pref.	1s	1s and 2s	Recips	Prelim Ranks	Place
133	Angela Grate	Columbiana	1	1	1	3	1		3	3	3.00	27	1
134	Kyle McGaughy	Champion	3	2	3	8	3		0	1	1.17	26	2
115	Jad Hamdan	Jackson H.S.	2	3	4	9	3		0	1	1.08	14	3
107	Aly Bryan	Hathaway Brown	4	4	2	10	4		0	1	1.00	21	4
128	Mike Sorice	Canfield	6	5	5	16	5		0	0	0.57	20	5
112	Jayne O'Dwyer	Laurel School	5	6	6	17	6		0	0	0.53	33	6

Quarterfinal round

Code	Name	Team	S3	ZZ4	JJ4	Rank total	Drop best and worst	Judges pref.	1s	1s and 2s	Recips	Prelim Ranks	Place
116	Pryanka Podugu	Jackson H.S.	1	6	1	8	1	1	2	2	2.17	26	1
125	James Gao	Mason	4	2	2	8	2	2	0	2	1.25	22	2
113	Hayden Smith	Perry	3	4	5	12	4		0	0	0.78	14	3
129	Maria Kenner	Canfield	5	5	3	13	5		0	0	0.73	27	4
104	Mark Blum	Highland	6	3	6	15	6		0	0	0.67	31	5
131	Melissa Eperjesi	Cardinal-Mooney	6	6	6	18	6		0	0	0.50	20	6

Quarterfinal round

Code	Name	Team	AS1	A4	A08	Rank total	Drop best and worst	Judges pref.	1s	1s and 2s	Recips	Prelim Ranks	Place
101	Elizabeth Kleinhenz	Wooster	1	1	4	6	1		2	2	2.25	15	1
130	Arjun Subramanyam	Canfield	2	4	1	7	2		1	2	1.75	25	2
111	Caroline Veniero	Laurel School	3	3	2	8	3		0	1	1.17	19	3
127	Chris Pack	Niles McKinley	4	5	3	12	4		0	0	0.78	30	4
105	John DiGiacobbe	Highland	6	2	5	13	5		0	1	0.87	22	5
109	Bharath Katragadda	Solon	5	6	6	17	6		0	0	0.53	28	6

OHSSL State Final
United States Extemporaneous Speaking
 Elimination round results

Quarterfinal round

Code	Name	Team	YY9	HH1	O2	Rank total	Drop best and worst	Judges pref.	1s	1s and 2s	Recips	Prelim Ranks	Place
110	Rachel Anderson	Laurel School	2	2	1	5	2		1	3	2.00	16	1
108	Michael Luo	Solon	1	6	4	11	4	2	1	1	1.42	28	2
126	J.C. Pierko	Niles McKinley	3	3	5	11	3	3	0	0	0.87	18	3
135	Ryan Barry	Maumee H.S.	6	4	2	12	4	4	0	1	0.92	30	4
122	Carly Sobol	Oakwood	4	5	3	12	4	5	0	0	0.78	24	5
139	Sedona Rosenberg	Gahanna Lincoln	5	1	6	12	5		1	1	1.37	23	6

Semifinal round

Code	Name	Team	AY3	MM6	XX1	Rank total	Drop best and worst	Judges pref.	1s	1s and 2s	Recips	Prelim Ranks	Place
130	Arjun Subramanyam	Canfield	4	1	2	7	2		1	2	1.75	25	1
115	Jad Hamdan	Jackson H.S.	1	2	5	8	2		1	2	1.70	14	2
113	Hayden Smith	Perry	5	3	1	9	3	3	1	1	1.53	14	3
134	Kyle McGaughy	Champion	2	4	3	9	3	4	0	1	1.08	26	4
133	Angela Grate	Columbiana	3	5	4	12	4		0	0	0.78	27	5
111	Caroline Veniero	Laurel School	6	6	6	18	6		0	0	0.50	19	6

Semifinal round

Code	Name	Team	AW5	M2	P2	Rank total	Drop best and worst	Judges pref.	1s	1s and 2s	Recips	Prelim Ranks	Place
125	James Gao	Mason	2	1	1	4	1		2	3	2.50	22	1
110	Rachel Anderson	Laurel School	1	3	3	7	3		1	1	1.67	16	2
101	Elizabeth Kleinhenz	Wooster	4	2	5	11	4		0	1	0.95	15	3
108	Michael Luo	Solon	3	5	4	12	4		0	0	0.78	28	4
126	J.C. Pierko	Niles McKinley	6	6	2	14	6		0	1	0.83	18	5
116	Pryanka Podugu	Jackson H.S.	5	4	6	15	5		0	0	0.62	26	6

OHSSL State Final Dramatic Interpretation

Code	Team	Competitor(s)	Prelims				Rank total	1s	1s and 2s	Recips	Prelim result
			1	2	3	4					
501	Stow	Theresa Liebhart	2, 3	4, 6	2, 1	1, 1	20	3	5	4.75	10
502	Stow	Valerie Fine	4, 3	2, 4	6, 4	1, 6	30	1	2	2.92	25
503	Wooster	Matt Friedhoff	2, 1	6, 6	3, 1	4, 6	29	2	3	3.58	24
504	Wadsworth	Olivia Pickard	1, 1	1, 5	5, 3	1, 4	21	4	4	4.98	12
505	Wadsworth	Mina Hoffman	3, 4	6, 4	3, 1	2, 2	25	1	3	3.33	18
506	Norton	Kerstin Vaughn	6, 6	4, 4	6, 6	5, 4	41	0	0	1.62	47
507	CVCA	Abby Zerull	3, 4	4, 4	4, 6	4, 2	31	0	1	2.25	29
508	Hathaway Brown	Shree Hariprasad	6, 4	4, 2	5, 5	6, 6	38	0	1	1.90	41
509	Solon	London Christian	1, 1	2, 2	2, 3	1, 2	14	3	7	5.33	2
510	Solon	Nisha Malhotra	5, 2	4, 2	2, 2	4, 6	27	0	4	2.87	22
511	Solon	Simone Anderson	3, 1	3, 2	2, 1	2, 2	16	2	6	4.67	3
512	St. Ignatius	John Berner	6, 4	5, 4	6, 5	6, 6	42	0	0	1.57	49
513	Rocky River	Natalie El Dabh	4, 3	5, 2	6, 4	6, 1	31	1	2	2.87	27
514	Gilmour Academy	Aire Sirvaitis	6, 6	5, 1	3, 3	6, 3	33	1	1	2.70	33
515	Gilmour Academy	Alexis Canty	5, 6	2, 1	5, 4	6, 6	35	1	2	2.65	37
516	Kenston	Nadine Slezak	6, 6	3, 4	6, 6	4, 3	38	0	0	1.83	42
517	Laurel School	Claire Rundelli	5, 1	6, 5	5, 2	1, 6	31	2	3	3.43	26
518	Perry	Samantha Lechner	6, 4	3, 5	4, 6	2, 5	35	0	1	2.07	38
519	Perry	Mikayla Frutschy	4, 2	3, 3	4, 4	6, 6	32	0	1	2.25	30
520	Perry	Anna Stanford	3, 2	3, 4	4, 5	3, 2	26	0	2	2.70	21
521	Canton McKinley	Hannah Montgomery	3, 3	5, 1	1, 4	1, 1	19	4	4	5.12	8
522	Canton McKinley	Maria Mejia	3, 2	6, 6	1, 3	6, 6	33	1	2	2.83	31
523	Canton McKinley	Joanna Jacobo-Escobar	6, 3	5, 3	3, 4	5, 4	33	0	0	2.07	34
524	Canton McKinley	Alondra Kimbrough	5, 2	6, 5	5, 6	3, 1	33	1	2	2.77	32
525	GlenOak	PJ Calac	1, 1	1, 2	1, 3	6, 3	18	4	5	5.33	6
526	GlenOak	Alexis DeLauney	4, 3	4, 1	6, 1	2, 2	23	2	4	4.00	14
527	North Canton Hoover	Michela Corsi	4, 4	6, 1	3, 1	5, 1	25	3	3	4.20	16
528	Oakwood	Melissa Frydman	6, 6	4, 6	3, 4	5, 5	39	0	0	1.73	45
529	Oakwood	Madeline Nagel	1, 5	6, 5	5, 6	3, 5	36	1	1	2.47	39
530	Beavercreek	Aaron Dalton	2, 3	2, 4	2, 2	1, 3	19	1	5	3.92	9

OHSSL State Final Dramatic Interpretation

Code	Team	Competitor(s)	Prelims				Rank total	1s	1s and 2s	Recips	Prelim result
			1	2	3	4					
531	Middletown	Gabrielle Boltz	4, 3	1, 3	1, 3	1, 1	17	4	4	5.25	4
532	Middletown	Bailey Marshall	6, 6	6, 5	5, 6	6, 5	45	0	0	1.43	51
533	Centerville	Nick Little	6, 6	6, 3	6, 5	6, 5	43	0	0	1.57	50
534	Centerville	Jennifer Hoffman	5, 5	1, 3	4, 6	5, 2	31	1	2	2.85	28
535	Niles McKinley	Elizabeth Hess	4, 5	5, 5	3, 2	4, 6	34	0	1	2.10	36
536	Niles McKinley	Kaj Beeler	2, 5	3, 5	1, 3	3, 4	26	1	2	3.15	19
537	Niles McKinley	Rachel Fridley	1, 2	3, 3	4, 6	3, 6	28	1	2	3.08	23
538	Canfield	Nathan Pecchia	1, 1	1, 3	1, 1	2, 1	11	6	7	6.83	1
539	Canfield	Lydia Scheel	2, 2	3, 3	1, 3	3, 3	20	1	3	3.67	11
540	Canfield	Emily Damelio	2, 5	1, 6	2, 2	4, 3	25	1	4	3.45	17
541	Canfield	Vivienne Favre	5, 6	4, 6	4, 6	2, 6	39	0	1	1.87	44
542	Cardinal-Mooney	Justin Burk	2, 4	1, 1	1, 2	2, 4	17	3	6	5.00	5
543	Cardinal-Mooney	Byron Abrigg	6, 4	2, 2	3, 2	3, 4	26	0	3	2.83	20
544	Boardman	My'Kale White	1, 1	1, 1	2, 5	4, 4	19	4	5	5.20	7
545	Howland	Arnesha Tipton	4, 2	2, 2	5, 5	3, 1	24	1	4	3.48	15
546	Howland	Aliyah Bryant	6, 6	2, 6	4, 1	5, 4	34	1	2	2.70	35
547	Ursuline	Dan McClurkin	2, 5	2, 1	2, 5	2, 2	21	1	6	3.90	13
548	Notre Dame Academy	Carra Gilson	3, 6	6, 6	6, 6	4, 3	40	0	0	1.75	46
549	Notre Dame Academy	Mikafui Dzotsi	1, 6	6, 6	6, 5	5, 3	38	1	1	2.40	40
550	Notre Dame Academy	Shannon Mihaley	5, 5	5, 6	6, 4	5, 5	41	0	0	1.58	48
551	Wauseon	Ashley King	5, 6	5, 6	6, 6	6, 5	45	0	0	1.43	51
552	Maumee H.S.	Alison Bixler	3, 5	6, 6	6, 2	6, 5	39	0	1	1.90	43

OHSSL State Final Duo Interpretation

Code	Team	Competitor(s)	Prelims				Rank total	1s	1s and 2s	Recips	Prelim result
			1	2	3	4					
801	Stow	Shelby Denton and Jimmy Miller	3, 5	2, 3	1, 2	4, 2	22	1	4	3.62	12
802	Stow	Matt McCombs and Cameron Stebbins	3, 3	5, 6	1, 4	2, 4	28	1	2	3.03	24
803	Wooster	Tom Myers and Zack Buchholz	4, 4	3, 1	6, 2	5, 2	27	1	3	3.20	22
804	Wooster	Abby Peabody and Charles Wright	2, 2	1, 2	5, 3	1, 5	21	2	5	4.23	11
805	CVCA	Duke Maley and Maddie Haskell	2, 2	2, 2	2, 2	2, 3	17	0	7	3.83	7
806	CVCA	Maddie Cuckow and Al Oliver	4, 3	2, 3	4, 4	3, 3	26	0	1	2.58	21
807	Our Lady of the Elms	Brooke Stiles and Kay Caprez	4, 4	6, 5	5, 4	5, 5	38	0	0	1.72	33
808	Edison	Madison Kilbride and Max Wolff	5, 6	6, 4	5, 6	5, 5	42	0	0	1.55	38
809	Solon	Jennifer Rosenberg and Marisa Apple	5, 6	6, 6	6, 5	6, 6	46	0	0	1.40	41
810	Rocky River	Katarina Kucinic and Ian Adams	4, 2	4, 6	3, 5	1, 3	28	1	2	3.03	24
811	Rocky River	Oriana Fleming and Catherine Hall	6, 6	6, 5	5, 5	3, 4	40	0	0	1.68	34
812	Gilmour Academy	Cassandra Williams and Sean Kelley	5, 5	6, 4	5, 3		28	0	0	1.35	44
813	Gilmour Academy	Nicholas Abdallah and Christian Borkey	1, 5	4, 5	5, 6	6, 3	35	1	1	2.52	31
814	Perry	Aaron Brown and Zak Kinkaid	5, 3	4, 6	4, 3	3, 4	32	0	0	2.12	29
815	Perry	Michael Barth and Allison Bailey	4, 2	6, 1	4, 2	4, 2	25	1	4	3.42	17
816	Jackson H.S.	Maddy Williams and Katie Peters	5, 4	2, 3	2, 1	4, 4	25	1	3	3.28	18
817	Jackson H.S.	Noelle Fuzer and Nathan White	6, 5	3, 4	6, 6	5, 6	41	0	0	1.65	35
818	Canton McKinley	EJ Dubinsky and Matt Meeks	1, 2	5, 2	3, 5	2, 3	23	1	4	3.57	14
819	Canton McKinley	Alexis Fletcher and Chris Daniels	3, 6	3, 1	3, 3	5, 1	25	2	2	3.70	16
820	North Canton Hoover	Brittany Rimmel and Toni Dipietro	1, 4	4, 3	2, 2	2, 2	20	1	5	3.83	10
821	North Canton Hoover	Jake Garfield and Nate Shreve	6, 3	4, 4	3, 6	2, 4	32	0	1	2.25	28
822	Canton Central Catholic	Daniel Rodriguez and Angela Peretta	2, 1	2, 2	1, 1	5, 4	18	3	6	4.95	8
823	Oakwood	Grace Geehan and Will Beyer	5, 5	6, 6	5, 6	3, 6	42	0	0	1.60	37
824	Oakwood	Ellie Treese and Abigail Welch	6, 6	6, 3	6, 5	6, 6	44	0	0	1.53	39
825	Middletown	Eryne Dailey and Eli Barker	6, 5	5, 6	6, 6	6, 5	45	0	0	1.43	40
826	Centerville	Aditi Singh and Abigail Little	6, 6	5, 6	6, 6	6, 6	47	0	0	1.37	43
827	Centerville	Elizabeth Kilbride and Aziza Mbugua	6, 6	5, 6	6, 6	6, 5	46	0	0	1.40	41
828	Canfield	Mary Elizabeth Monda and Rosie Jo Neddy	3, 1	3, 4	4, 4	3, 3	25	1	1	3.08	20
829	Cardinal-Mooney	Johnny D'Andrea and Cara Carano	4, 1	1, 1	1, 3	1, 1	13	6	6	6.58	3
830	Cardinal-Mooney	Jennifer Rondinelli and Ryan Ohlin	3, 2	1, 1	2, 1	4, 2	16	3	6	5.08	6

OHSSL State Final Duo Interpretation

Code	Team	Competitor(s)	Prelims				Rank total	1s	1s and 2s	Recips	Prelim result
			1	2	3	4					
831	Cardinal-Mooney	Gino Ginnetti and Brady Sklenar	2, 1	5, 4	1, 1	4, 1	19	4	5	5.20	9
832	Howland	Alex DiBell and Elizabeth Manning	5, 3	2, 6	2, 2	2, 5	27	0	4	2.90	23
833	Ursuline	John Crowe and Lauryn Rosinski	3, 4	4, 2	1, 3	3, 4	24	1	2	3.25	15
834	Austintown-Fitch	Jarrett Kersack and Logan Pasqual	2, 2	1, 2	1, 4	1, 1	14	4	7	5.75	5
835	Austintown-Fitch	Mia Colon and Maia Totterdale	1, 1	1, 1	2, 2	2, 1	11	5	8	6.50	1
836	Columbiana	Katie Schallick and Sami Veitz	1, 1	2, 1	4, 1	1, 1	12	6	7	6.75	2
837	Columbiana	Sarah Hunter and Brad Keylor	1, 1	3, 2	4, 1	1, 1	14	5	6	6.08	4
838	Notre Dame Academy	Alexandra Davis and Julia Balzer	3, 3	1, 4	3, 4	5, 2	25	1	2	3.20	19
839	Notre Dame Academy	Mendon Thomas and Olivia Schwann	2, 4	1, 5	4, 1	1, 5	23	3	4	4.40	13
840	Notre Dame Academy	Eileen DiPofi and Katie Dills	1, 5	3, 5	6, 5	4, 2	31	1	2	2.85	27
841	Wauseon	Charles Fish and Samantha Morr	6, 4	5, 5	2, 4	6, 6	38	0	1	1.90	32
842	Wauseon	Breanna Demaline and Clarissa Johnson	2, 3	3, 3	3, 3	6, 6	29	0	1	2.50	26
843	Napoleon	Abigail Stevenson and Anna Murcko	6, 6	6, 5	3, 6	4, 6	42	0	0	1.62	36
844	Midpark	Kaylea Kudlaty and Luke Serrano	4, 6	4, 3	6, 5	3, 3	34	0	0	2.03	30

OHSSL State Final
Humorous Interpretation

Code	Team	Competitor(s)	Prelims				Rank total	1s	1s and 2s	Recips	Prelim result
			1	2	3	4					
601	Stow	Zach Fretag	1, 1	5, 2	2, 1	2, 3	17	3	6	5.03	8
602	Stow	Izzie Householder	1, 3	5, 5	5, 4	6, 1	30	2	2	3.35	24
603	Stow	Lane Hedler	5, 5	3, 5	5, 6	5, 3	37	0	0	1.83	41
604	Wooster	Noah Spector	2, 2	1, 1	1, 1	2, 2	12	4	8	6.00	2
605	Wooster	Jack Reynolds	6, 6	1, 5	5, 6	1, 2	32	2	3	3.40	27
606	Norton	Jordan Feliciano	2, 4	1, 1	1, 1	1, 1	12	6	7	6.75	1
607	Norton	John Wroblewski	1, 5	4, 5	5, 3	4, 5	32	1	1	2.63	28
608	CVCA	Rachel Criswell	2, 1	2, 2	3, 2	3, 3	18	1	5	4.00	9
609	Highland	Emily Nosek	4, 4	2, 2	2, 3	3, 4	24	0	3	2.92	14
610	Hathaway Brown	Maddy Masaryk	3, 6	4, 6	3, 2	6, 5	35	0	1	2.12	37
611	Solon	Neelam Abraham	6, 6	2, 4	6, 2	6, 6	38	0	2	2.08	42
612	Gilmour Academy	Nicholas Redding	5, 5	4, 3	4, 4	4, 3	32	0	0	2.07	30
613	Gilmour Academy	Julia Pilla	3, 4	3, 3	6, 5	2, 6	32	0	1	2.28	29
614	Kenston	Yarik Lisheba	5, 4	2, 6	6, 3	4, 4	34	0	1	2.12	34
615	Beachwood	Jessica Gill	1, 3	2, 1	1, 1	2, 3	14	4	6	5.67	6
616	Beachwood	Kyle Cohen	6, 6	6, 4	4, 2	5, 2	35	0	2	2.20	36
617	Olmsted Falls	Joe Gibson	6, 6	3, 4	4, 1	1, 2	27	2	3	3.67	18
618	Vermilion	Kylee Fulk	6, 6	5, 6	4, 3	6, 6	42	0	0	1.62	48
619	University School	Matt Landini	6, 5	4, 5	5, 3	6, 1	35	1	1	2.52	35
620	Perry	Alexis Klaiber	4, 2	3, 3	5, 5	1, 6	29	1	2	2.98	23
621	Perry	Anna Huntsman	4, 6	3, 3	5, 6	3, 5	35	0	0	1.98	38
622	Perry	Kole Chaney	5, 3	3, 6	2, 4	6, 4	33	0	1	2.20	32
623	Canton McKinley	Kendall Long	6, 6	5, 5	3, 5	5, 5	40	0	0	1.67	47
624	Canton McKinley	Laurel Baumler	6, 6	6, 6	6, 3	3, 2	38	0	1	2.00	43
625	North Canton Hoover	Jacob Voegle	2, 5	1, 2	1, 5	5, 6	27	2	4	3.77	17
626	North Canton Hoover	Gabrielle Fatzinger	2, 2	3, 2	6, 5	1, 2	23	1	5	3.70	13
627	Canton Central Catholic	LAURA VLACOVSKY	4, 4	6, 4	4, 6	6, 4	38	0	0	1.75	44
628	Carrollton	JESSIE BOWMAN	3, 3	3, 3	4, 4	4, 4	28	0	0	2.33	22
629	Oakwood	Hank Beyer	4, 3	6, 4	4, 6	3, 5	35	0	0	1.95	39
630	Middletown	Tommy Barker	2, 1	2, 1	3, 2	4, 1	16	3	6	5.08	7

OHSSL State Final
Humorous Interpretation

Code	Team	Competitor(s)	Prelims				Rank total	1s	1s and 2s	Recips	Prelim result
			1	2	3	4					
631	Middletown	Raven Simmons	5, 6	6, 4	2, 2	6, 6	37	0	2	2.12	40
632	Middletown	Jake Dailey	2, 2	6, 3	6, 4	3, 5	31	0	2	2.45	26
633	Centerville	Eric Roytman	5, 5	2, 4	1, 1	2, 1	21	3	5	4.65	11
634	Mason	Kathryn Albers	5, 2	4, 3	2, 2	5, 2	25	0	4	2.98	16
635	Niles McKinley	Elissa Park	3, 2	6, 2	5, 6	5, 5	34	0	2	2.27	33
636	Canfield	Tim Nesnidol	1, 1	1, 1	3, 1	2, 3	13	5	6	6.17	4
637	Canfield	Dominique Favre	1, 2	4, 1	3, 6	4, 6	27	2	3	3.67	18
638	Canfield	Paige Brucoli	3, 3	2, 2	1, 3	2, 2	18	1	5	4.00	9
639	Cardinal-Mooney	Natalie Kunce	3, 4	6, 6	6, 5	4, 6	40	0	0	1.70	45
640	Cardinal-Mooney	Matt Jamison	4, 3	1, 4	2, 3	4, 4	25	1	2	3.17	15
641	Howland	Emelia Sherin	6, 1	6, 6	6, 6		31	1	1	1.83	51
642	Ursuline	Colleen Craig	2, 1	1, 1	3, 4	1, 1	14	5	6	6.08	5
643	Austintown-Fitch	Emily Kollar	3, 5	5, 6	6, 4	5, 6	40	0	0	1.68	46
644	Columbiana	Logan Bertolette	6, 5	4, 5	3, 5	1, 4	33	1	1	2.60	31
645	Poland Seminary	Dan Duran	3, 1	4, 1	1, 1	1, 1	13	6	6	6.58	3
646	Liberty H.S.	Noah Persson	1, 1	5, 5	4, 5	2, 4	27	2	3	3.60	20
647	Notre Dame Academy	Molly Martindale	5, 2	5, 6	2, 6	3, 1	30	1	3	3.07	25
648	Notre Dame Academy	Rachel Perzynski	4, 3	6, 6	6, 6	6, 6	43	0	0	1.58	49
649	Wauseon	Motoki Maxted	4, 4	1, 2	1, 2	5, 3	22	2	4	4.03	12
650	Maumee H.S.	Bea Fields	1, 4	5, 3	2, 4	6, 3	28	1	2	3.03	21
651	Perrysburg	Ethan Bielefeld	6, 6	6, 6	6, 6	3, 5	44	0	0	1.53	50

OHSSL State Final Impromptu Speaking

Code	Team	Competitor(s)	Prelims				Rank total	1s	1s and 2s	Recips	Prelim result
			1	2	3	4					
901	Wadsworth	Eric Walter	6, 6	6, 6	6, 3	6, 6	45	0	0	1.50	51
902	Norton	Eamon McGuire	6, 6	6, 6	6, 6	6, 6	48	0	0	1.33	54
903	Norton	Noah Ling	2, 6	6, 3	3, 6	6, 6	38	0	1	2.00	45
904	Our Lady of the Elms	Katie Landoll	2, 4	6, 3	5, 6	1, 6	33	1	2	2.78	31
905	Our Lady of the Elms	Gabrielle Seed	2, 4	4, 6	6, 6	4, 6	38	0	1	1.92	46
906	Highland	Ben Lewis	5, 6	6, 6	6, 4	6, 5	44	0	0	1.48	50
907	Highland	Jeff Rolland	2, 4	1, 2	3, 1	1, 5	19	3	5	4.78	5
908	Highland	Chris Pace	3, 1	2, 4	4, 2	6, 5	27	1	3	3.20	20
909	Hawken School	Isaac Jacobson	6, 3	2, 6	5, 2	6, 5	35	0	2	2.23	42
910	Hawken School	Michael Gerace	4, 6	2, 4	1, 2	6, 2	27	1	4	3.33	19
911	Solon	Andy Li	6, 3	4, 2	1, 3	4, 5	28	1	2	3.03	22
912	Solon	Madison Jackson	4, 5	3, 3	2, 3	5, 5	30	0	1	2.35	28
914	Gilmour Academy	Nikhil Goel	6, 3	3, 1	1, 1	1, 6	22	4	4	5.00	10
915	Gilmour Academy	Andrew Bieber	1, 2	1, 6	1, 3	4, 1	19	4	5	5.25	4
916	Kenston	Divya Thomas	6, 4	4, 6	6, 5	2, 5	38	0	1	1.90	47
917	Vermilion	Ian LeBlanc	4, 6	6, 6	4, 2	4, 2	34	0	2	2.25	36
918	University School	Geoff Schoonmaker	4, 3	6, 6	6, 2	6, 6	39	0	1	1.92	48
919	University School	Matt Schoonmaker	5, 6	5, 2	2, 4	1, 1	26	2	4	3.82	16
920	University School	Carter Weinberg	2, 3	3, 4	6, 5	2, 4	29	0	2	2.53	25
921	Brecksville Broadview Heights	Sunder Sai	1, 1	1, 5	2, 4	5, 3	22	3	4	4.48	11
922	Chagrin Falls	Chris Dobeck	5, 4	5, 5	3, 3	4, 1	30	1	1	2.77	27
923	Perry	Garrett Graber	4, 6	1, 5	6, 4	6, 3	35	1	1	2.53	40
924	Canton McKinley	Kayleigh Bondor	1, 4	3, 1	4, 1	5, 2	21	3	4	4.53	9
925	North Canton Hoover	Tom Michels	3, 6	2, 6	5, 6	3, 3	34	0	1	2.20	37
926	Canton Central Catholic	Michael Markel	4, 4	1, 1	4, 2	3, 3	22	2	3	3.92	12
927	Canton Central Catholic	Sarah Weller	4, 1	1, 5	3, 6	4, 3	27	2	2	3.53	18
928	Louisville	Jerry Julian	4, 5	1, 6	4, 4	5, 6	35	1	1	2.48	41
929	Louisville	Samantha Kibler	5, 5	5, 2	4, 4	3, 6	34	0	1	2.10	38
930	Oakwood	Alexa Coon	1, 3	5, 4	5, 6	6, 3	33	1	1	2.65	32
931	Oakwood	Sam Tatham	3, 2	6, 2	5, 3	5, 3	29	0	2	2.57	24

OHSSL State Final Impromptu Speaking

Code	Team	Competitor(s)	Prelims				Rank total	1s	1s and 2s	Recips	Prelim result
			1	2	3	4					
932	Middletown	Cameron Everage	3, 2	3, 3	3, 4	3, 1	22	1	2	3.42	13
933	Centerville	Brittany Barrett	6, 2	2, 3	3, 5	3, 2	26	0	3	2.87	17
934	Mason	Ruby Liu	6, 4	4, 3	5, 6	6, 5	39	0	0	1.73	49
935	Mason	Mihir Parshionikar	5, 5	5, 3	5, 5	2, 2	32	0	2	2.33	29
936	Niles McKinley	Gina DeSimone	2, 1	3, 4	1, 1	1, 1	14	5	6	6.08	1
937	Canfield	Gary Zamary	1, 1	4, 2	1, 2	2, 3	16	3	6	5.08	2
938	Canfield	Daniel Yozwiak	1, 1	2, 5	2, 3	1, 6	21	3	5	4.70	8
939	Canfield	Angela Pupino	6, 2	6, 4	5, 3	6, 4	36	0	1	2.03	44
940	Cardinal-Mooney	Maureen Driscoll	3, 2	4, 5	1, 5	3, 1	24	2	3	3.82	15
941	Cardinal-Mooney	Francesca Strollo	5, 6	2, 4	2, 6	4, 4	33	0	2	2.28	33
942	Austintown-Fitch	Robyn Minkewicz	2, 2	5, 3	3, 6	2, 4	27	0	3	2.78	21
943	Austintown-Fitch	Kayla Sabo	2, 1	3, 4	2, 1	2, 4	19	2	5	4.33	7
944	Austintown-Fitch	Cassie Wirtz	1, 3	3, 6	4, 2	6, 4	29	1	2	3.00	23
945	South Range	Luke Eusebio	3, 3	4, 1	1, 1	2, 4	19	3	4	4.67	6
946	Jackson-Milton	RACHAEL JENKINS	3, 6	6, 5	3, 6	4, 1	34	1	1	2.62	34
947	John F. Kennedy H.S.	Kathryn Safreed	6, 2	6, 5	2, 1	5, 6	33	1	3	2.90	30
948	Notre Dame Academy	Nikita Ajmera	1, 1	1, 1	2, 5	1, 6	18	5	6	5.87	3
949	Notre Dame Academy	Maryam Abidi	6, 5	6, 2	6, 4	3, 2	34	0	2	2.28	35
950	Maumee H.S.	Courtney McIntire	6, 5	4, 1	6, 6	5, 2	35	1	2	2.65	39
951	Napoleon	Breanna Ludeman	6, 6	6, 6	6, 6	3, 6	45	0	0	1.50	51
953	Dublin Jerome	Jaclyn Chu	6, 6	6, 6	6, 5	6, 4	45	0	0	1.45	53
954	Bexley	Elizabeth Maher	5, 5	5, 2	6, 5	1, 1	30	2	3	3.47	26
955	Bexley	Aldon Knolls	3, 6	5, 1	4, 1	2, 2	24	2	4	3.95	14
956	Upper Arlington	Taruni Kumar	5, 5	2, 1	6, 6	5, 6	36	1	2	2.60	43

OHSSL State Final
International Extemporaneous Speaking

Code	Team	Competitor(s)	Prelims				Rank total	1s	1s and 2s	Recips	Prelim result
			1	2	3	4					
201	Stow	Allen Freitas	4, 4	3, 5	4, 5	6, 6	37	0	0	1.82	30
202	Wooster	Vicki Anderson	6, 6	5, 6	5, 5	3, 5	41	0	0	1.63	36
203	Wooster	Lizzy Kalikasingh	6, 6	5, 4	3, 5	6, 6	41	0	0	1.65	35
204	Wooster	Paige Clayton	3, 2	6, 6	2, 2	4, 6	31	0	3	2.58	20
205	Wadsworth	Madison Prestridge	4, 1	4, 2	1, 5	1, 2	20	3	5	4.70	7
206	Hathaway Brown	Natalie Sayed	5, 5	2, 3	2, 6	3, 6	32	0	2	2.40	21
207	Solon	Ojas Sathe	3, 1	1, 2	1, 1	4, 2	15	4	6	5.58	4
208	Solon	Eric Wang	1, 2	1, 1	1, 1	3, 3	13	5	6	6.17	2
209	Solon	Nadav Pecha	6, 5	6, 6	3, 3	3, 5	37	0	0	1.90	28
210	Laurel School	Anamika Veeramani	3, 4	2, 5	5, 4	5, 4	32	0	1	2.18	22
211	Laurel School	Berthy Feng	1, 2	3, 3	3, 4	6, 5	27	1	2	3.12	15
212	Beachwood	Jon Shapiro	5, 5	6, 5	6, 6	5, 4	42	0	0	1.55	37
213	Brecksville Broadview Heights	Jasmeen Randhawa	1, 3	4, 5	6, 3	4, 2	28	1	2	3.03	16
214	Perry	Shane Stockall	2, 5	5, 4	5, 2	5, 2	30	0	3	2.55	17
215	Jackson H.S.	Abhishek Bhargava	4, 1	2, 3	4, 4	2, 1	21	2	4	4.08	12
216	Jackson H.S.	Joe Fahmy	2, 3	5, 6	1, 1	2, 1	21	3	5	4.70	9
217	Jackson H.S.	Kevin Niu	4, 4	2, 5	4, 4	6, 4	33	0	1	2.12	24
218	GlenOak	Emily King	4, 6	4, 6	6, 2	2, 3	33	0	2	2.33	23
219	Oakwood	Drew Connally	5, 6	5, 3	5, 5	5, 4	38	0	0	1.75	31
220	Beavercreek	Cara Clark	2, 2	2, 1	5, 5	1, 3	21	2	5	4.23	11
221	Centerville	Alex Roesch	1, 3	1, 3	6, 2	3, 3	22	2	3	4.00	13
222	Mason	Sam Whipple	3, 4	4, 3	6, 1	6, 4	31	1	1	2.75	19
223	Mason	Sohum Talreja	5, 4	3, 2	2, 1	1, 1	19	3	5	4.78	6
224	Mason	Harsha Ramesh	2, 2	3, 1	2, 4	1, 1	16	3	6	5.08	5
225	Canfield	Richie Abel	3, 3	1, 1	6, 3	2, 1	20	3	4	4.67	8
226	Canfield	Alec Kan	6, 5	5, 5	5, 3	5, 6	40	0	0	1.67	34
227	Cardinal-Mooney	Michael McCarthy	4, 3	6, 4	4, 6	4, 6	37	0	0	1.83	29
228	Howland	Brian Duricy	2, 2	4, 4	3, 3	3, 2	23	0	3	3.00	14
229	Howland	David Kubancik	6, 5	2, 4	3, 4	6, 4	34	0	1	2.12	26
230	Columbiana	Nate Joy	2, 1	1, 2	2, 1	1, 3	13	4	7	5.83	3

OHSSL State Final
International Extemporaneous Speaking

Code	Team	Competitor(s)	Prelims				Rank total	1s	1s and 2s	Recips	Prelim result
			1	2	3	4					
231	Columbiana	Clayton Cooper	1, 1	3, 2	1, 2	1, 1	12	5	7	6.33	1
232	Columbiana	Reid Fleeson	6, 6	3, 6	6, 6	4, 3	40	0	0	1.75	33
233	Wauseon	Brenden Kost	6, 6	6, 6	6, 3	5, 6	44	0	0	1.53	38
234	Maumee H.S.	Grant Buehrer	3, 4	6, 1	2, 6	4, 5	31	1	2	2.87	18
235	Perrysburg	Scott Cunnings	6, 6	6, 1	4, 6	6, 5	40	1	1	2.28	32
236	Upper Arlington	Tao Quan	5, 1	1, 4	6, 6	6, 5	34	2	2	3.15	25
237	Upper Arlington	Yijia Liang	1, 3	4, 2	1, 2	2, 6	21	2	5	4.25	10
238	Gahanna Lincoln	Wesley Thompson	5, 6	6, 6	4, 6	2, 2	37	0	2	2.12	27
239	Gahanna Lincoln	Brandon Muschlitz	6, 6	6, 6	3, 6	6, 6	45	0	0	1.50	39

This tournament is being run using SpeechWire Tournament Services software - www.SpeechWire.com.
 © 2004-2013 Ben Stewart - All Rights Reserved. SpeechWire version 4.18.008.

**OHSSL State Final
Oratorical Interpretation**

Code	Team	Competitor(s)	Prelims				Rank total	1s	1s and 2s	Recips	Prelim result
			1	2	3	4					
401	Wooster	Paul Williams	1, 1	3, 3	1, 1	3, 2	15	4	5	5.50	2
402	Wadsworth	Rebecca Adams	1, 4	2, 1	6, 3	1, 4	22	3	4	4.50	8
403	Wadsworth	Amanda Gaeckle	6, 6	4, 3	6, 7	3, 4	39	0	0	1.81	38
404	Wadsworth	Benjamin Peters	2, 2	5, 4	5, 5	7, 7	37	0	2	2.14	32
405	CVCA	Johneva Jenkins	6, 1	7, 4	4, 4	6, 4	36	1	1	2.48	30
406	Our Lady of the Elms	Michelle Chang	6, 6	7, 3	7, 7	5, 7	48	0	0	1.44	48
407	Our Lady of the Elms	Alix King	5, 5	6, 6	7, 7	6, 5	47	0	0	1.39	47
408	Solon	Jocelyn Liao	3, 4	2, 1	1, 2	2, 3	18	2	5	4.42	4
409	Solon	Julia Boccadoro	1, 2	4, 6	4, 6	4, 3	30	1	2	2.92	21
410	Solon	Tara Bhargava	7, 5	6, 6	5, 6	3, 6	44	0	0	1.54	44
411	Solon	Emily Gilbert	6, 2	5, 4	7, 5	4, 1	34	1	2	2.71	27
412	Laurel School	Anna Faxon	3, 5	6, 2	6, 6	7, 7	42	0	1	1.82	43
413	Vermilion	Katie Smith	4, 4	5, 4	5, 7	4, 5	38	0	0	1.74	35
415	Lutheran West	Brad Warnkin	4, 7	6, 7	6, 2	2, 7	41	0	2	2.01	42
416	Perry	Jared Sparks	4, 5	4, 7	4, 4	5, 6	39	0	0	1.71	39
417	Jackson H.S.	Marissa Hoover	6, 5	4, 2	5, 2	7, 7	38	0	2	2.10	34
418	GlenOak	Maria Vonortas	6, 7	7, 5	7, 7	7, 7	53	0	0	1.22	49
419	GlenOak	Aaron Bodenschatz	1, 4	7, 5	4, 4	7, 7	39	1	1	2.38	36
420	GlenOak	Carolyn Matthews	5, 2	7, 5	3, 2	4, 2	30	0	3	2.63	23
421	North Canton Hoover	Caroline Sheperd	7, 7	6, 6	1, 1	6, 4	38	2	2	3.04	33
422	Canton Central Catholic	MEGAN WASIK	1, 6	5, 5	7, 6	6, 3	39	1	1	2.38	37
423	Louisville	Bethany Beaver	7, 5	2, 7	3, 5	2, 6	37	0	2	2.19	31
424	Louisville	Emily Schmucker	2, 3	3, 7	6, 4	3, 6	34	0	1	2.23	29
425	Oakwood	Emily Haluschak	5, 3	1, 2	5, 5	4, 5	30	1	2	2.88	22
426	Oakwood	Naomi Tellez	4, 1	2, 1	6, 4	3, 4	25	2	3	3.75	13
427	Centerville	Sushmith Ravikumar	3, 2	4, 2	1, 1	5, 2	20	2	5	4.28	7
428	Centerville	Kajri Sheth	2, 5	3, 5	4, 1	2, 1	23	2	4	3.98	11
429	Centerville	Madison McComas	3, 4	5, 2	5, 1	5, 2	27	1	3	3.18	15
430	Niles McKinley	Hanna Frederick	3, 6	2, 5	3, 3	4, 5	31	0	1	2.32	25
431	Canfield	Mia Battaglia	6, 1	1, 4	3, 6	3, 5	29	2	2	3.45	18

**OHSSL State Final
Oratorical Interpretation**

Code	Team	Competitor(s)	Prelims				Rank total	1s	1s and 2s	Recips	Prelim result
			1	2	3	4					
432	Canfield	Katharine Morrison	4, 4	5, 4	4, 4	3, 1	29	1	1	2.78	19
433	Cardinal-Mooney	Samantha Blasko	4, 2	1, 4	2, 5	1, 3	22	2	4	4.03	9
434	Cardinal-Mooney	Frank Venetti	5, 4	4, 2	3, 3	5, 2	28	0	2	2.57	16
435	Howland	Katy Snyder	7, 1	5, 3	2, 2	2, 3	25	1	4	3.51	14
436	Howland	Lauren Williams	1, 1	1, 3	1, 2	1, 1	11	6	7	6.83	1
437	Howland	Mary Rostom	1, 3	2, 3	2, 3	1, 4	19	2	4	4.25	5
438	Austintown-Fitch	Albert Jordan	2, 3	2, 1	2, 1	1, 3	15	3	6	5.17	3
439	Austintown-Fitch	Christian Roberts	2, 2	1, 1	1, 6	6, 1	20	4	6	5.33	6
440	Liberty H.S.	Brooklynn Kramer	3, 7	4, 6	2, 3	4, 1	30	1	2	2.98	20
441	South Range	Kameron Hobbs	4, 7	3, 7	5, 7	6, 6	45	0	0	1.55	45
442	Notre Dame Academy	McKenna Kulish	2, 3	7, 5	4, 2	5, 4	32	0	2	2.38	26
443	Notre Dame Academy	SARah Gardner	2, 1	3, 1	1, 3	7, 5	23	3	4	4.51	10
444	Notre Dame Academy	Lilly Kaplan	7, 6	6, 7	3, 5	7, 6	47	0	0	1.46	46
445	Notre Dame Academy	Stephanie Sim	7, 7	3, 3	3, 4	2, 5	34	0	1	2.24	28
446	Wauseon	Lucy Frank	5, 3	1, 2	7, 7	1, 3	29	2	3	3.65	17
447	Maumee H.S.	Tatiana Burkett	5, 3	7, 1	2, 6	5, 2	31	1	3	3.04	24
448	Napoleon	Dustin Wimberley	7, 6	3, 6	6, 5	6, 1	40	1	1	2.34	40
449	Maumee Valley Country Day	Eunjeong 'Hannah' Jeong	5, 6	1, 7	2, 1	1, 2	25	3	5	4.51	12
450	Chagrin Falls	Olivia Hauserman	3, 7	6, 6	7, 3	2, 6	40	0	1	1.95	41

This tournament is being run using SpeechWire Tournament Services software - www.SpeechWire.com.
© 2004-2013 Ben Stewart - All Rights Reserved. SpeechWire version 4.18.008.

OHSSL State Final Original Oratory

Code	Team	Competitor(s)	Prelims				Rank total	1s	1s and 2s	Recips	Prelim result
			1	2	3	4					
301	Wooster	Amanda Petit	6, 5	1, 6	1, 6	3, 3	31	2	2	3.37	32
302	Wadsworth	Becca Habig	6, 6	6, 4	3, 3	5, 1	34	1	1	2.62	37
303	Wadsworth	Karagen Corpening	5, 5	6, 6	3, 5	5, 6	41	0	0	1.63	46
304	Norton	Jenna Pletcher	6, 6	6, 5	5, 6	5, 6	45	0	0	1.43	51
305	Our Lady of the Elms	Noelle Colant	3, 6	1, 3	3, 6	6, 5	33	1	1	2.70	36
306	Highland	Christine Withrow	6, 5	5, 6	6, 6	6, 2	42	0	1	1.73	47
307	Highland	Greta Minor	4, 4	4, 5	6, 5	6, 1	35	1	1	2.48	40
308	Hawken School	Alison Jin	2, 1	4, 4	6, 3	5, 6	31	1	2	2.87	33
309	Solon	Lauren Centa	5, 5	3, 4	1, 6	2, 6	32	1	2	2.82	35
310	Solon	Adrija Chaturvedi	5, 4	5, 2	4, 6	4, 6	36	0	1	1.98	43
311	Solon	Daniel Varghai	4, 2	1, 3	4, 2	1, 1	18	3	5	4.83	3
312	Solon	Elizabeth Eder	6, 2	2, 3	2, 6	1, 3	25	1	4	3.50	17
313	St. Ignatius	Adam Calogeras	1, 4	6, 5	5, 4	6, 5	36	1	1	2.43	42
314	Gilmour Academy	Robyn Cheng	3, 3	1, 5	2, 1	2, 2	19	2	5	4.37	4
315	Laurel School	Megan Zupon	5, 1	1, 1	6, 1	1, 2	18	5	6	5.87	2
316	University School	Evan Harris	6, 6	5, 3	6, 3	5, 4	38	0	0	1.82	44
317	Brecksville Broadview Heights	Sabrina Djemil	2, 5	2, 3	1, 3	6, 1	23	2	4	4.03	11
318	Magnificat	Eliza Lockhart	1, 3	4, 6	2, 5	6, 3	30	1	2	2.95	31
319	Perry	Bobby Craig	2, 1	6, 1	4, 3	2, 1	20	3	5	4.75	6
320	Perry	Morgan Craig	3, 2	3, 2	4, 4	1, 2	21	1	4	3.67	7
321	Jackson H.S.	Rose Milnes	1, 3	3, 4	2, 2	5, 4	24	1	3	3.37	14
322	Canton McKinley	Megan Montgomery	1, 6	4, 4	6, 2	4, 2	29	1	3	3.08	29
323	North Canton Hoover	Mollie Wright	2, 1	4, 6	1, 6	2, 1	23	3	5	4.58	9
324	Canton Central Catholic	Clara Coggiano	6, 1	5, 6	4, 1	1, 4	28	3	3	4.03	26
325	Louisville	Ariel Tenney	1, 5	3, 6	3, 2	6, 6	32	1	2	2.87	34
326	Oakwood	Henry Blattner	6, 6	2, 6	2, 3	4, 5	34	0	2	2.28	38
328	Oakwood	Ellen Geiselman	2, 4	1, 2	6, 5	3, 1	24	2	4	3.95	13
329	Oakwood	Liz Huizenga	1, 3	1, 2	2, 2	3, 2	16	2	6	4.67	1
330	Oakwood	Christian Gray	3, 3	2, 3	5, 3	3, 5	27	0	1	2.57	25
331	Centerville	Greg Feingold	6, 5	5, 6	4, 4	6, 6	42	0	0	1.57	49

OHSSL State Final Original Oratory

Code	Team	Competitor(s)	Prelims				Rank total	1s	1s and 2s	Recips	Prelim result
			1	2	3	4					
332	Mason	Srisivaa Karri	2, 5	2, 5	4, 4	3, 4	29	0	2	2.48	30
333	Niles McKinley	Cylie Alflen	4, 4	2, 1	5, 1	3, 2	22	2	4	4.03	8
334	Niles McKinley	Lauren Misik	4, 4	5, 1	2, 2	4, 5	27	1	3	3.15	23
335	Canfield	Katelyn Baltus	6, 6	6, 4	6, 5	4, 5	42	0	0	1.57	49
336	Cardinal-Mooney	Elise Jamison	3, 6	3, 5	3, 3	1, 3	27	1	1	3.03	24
337	Boardman	Robin Goist	4, 2	3, 2	4, 1	5, 6	27	1	3	3.20	22
338	Howland	Jordyn Austin	3, 2	6, 2	3, 6	2, 4	28	0	3	2.75	28
339	Howland	Emily Kapp	2, 4	3, 3	5, 1	4, 4	26	1	2	3.12	19
340	Ursuline	Katie Schrader	5, 3	2, 1	5, 6	1, 4	27	2	3	3.65	20
341	Ursuline	Dominic Augustin	3, 2	2, 1	3, 4	1, 3	19	2	4	4.25	5
342	Ursuline	Monica Crowe	3, 2	6, 1	1, 2	4, 4	23	2	4	4.00	12
343	Columbiana	Ally Moreschi	5, 3	4, 4	1, 1	6, 3	27	2	2	3.53	21
344	Columbiana	Dan Rosen	2, 1	4, 2	1, 5	2, 6	23	2	5	4.12	10
345	Columbiana	Harman Thind	6, 6	5, 6	5, 6	3, 5	42	0	0	1.60	48
346	South Range	Harleigh Solvesky	4, 1	4, 2	2, 4	5, 3	25	1	3	3.28	18
347	Notre Dame Academy	Isabelle Abu-Absi	5, 6	6, 4	1, 5	6, 6	39	1	1	2.32	45
348	Notre Dame Academy	Marisa Napoli	1, 3	5, 1	3, 4	6, 2	25	2	3	3.78	16
349	Wauseon	David Hench	4, 4	6, 5	6, 2	3, 5	35	0	1	2.07	41
350	Gahanna Lincoln	Loie Greenwood	5, 6	6, 6	6, 1	2, 3	35	1	2	2.70	39
351	Gahanna Lincoln	Angie Stewart	4, 1	3, 5	5, 5	4, 1	28	2	2	3.43	27
352	Gahanna Lincoln	Emily Jadwin	1, 2	1, 3	6, 4	2, 6	25	2	4	3.92	15

OHSSL State Final Prose/Poetry Reading

Code	Team	Competitor(s)	Prelims				Rank total	1s	1s and 2s	Recips	Prelim result
			1	2	3	4					
701	Wooster	Hannah Doan	1, 1	1, 2	2, 1	2, 1	11	5	8	6.50	1
702	Wooster	Alex Hasapis	4, 3	5, 3	4, 4	2, 3	28	0	1	2.45	23
703	Wadsworth	Gabe Reed	4, 1	1, 1	1, 3	1, 2	14	5	6	6.08	2
704	Wadsworth	McKenzie Kovacs	1, 4	3, 5	6, 6	6, 4	35	1	1	2.53	39
705	Norton	Jessica Baker	2, 6	4, 3	4, 6	5, 3	33	0	1	2.20	37
706	Norton	Laura Simons	6, 5	5, 6	5, 4	6, 2	39	0	1	1.85	51
707	Norton	Megan Stults	4, 3	6, 3	4, 3	4, 2	29	0	1	2.42	26
708	Our Lady of the Elms	Molly Ryan	5, 6	6, 5	3, 3	6, 6	40	0	0	1.73	53
709	Edison	Alesha Wireman	4, 1	6, 3	5, 1	3, 3	26	2	2	3.62	19
710	Solon	Meghna Gautam	5, 2	4, 6	3, 3	4, 5	32	0	1	2.23	32
711	Solon	Rebecca Farag	6, 6	6, 2	5, 3	3, 5	36	0	1	2.07	43
712	St. Ignatius	Kadeem Yorke	2, 2	2, 1	1, 4	6, 4	22	2	5	4.17	13
713	Gilmour Academy	Brynn Alexander	1, 4	3, 4	5, 2	2, 3	24	1	3	3.37	17
714	Edison	Katelyn Hamlin	4, 1	6, 6	3, 5	6, 6	37	1	1	2.45	45
715	Gilmour Academy	Maribelle Moufawad	3, 3	5, 2	4, 1		18	1	2	2.62	59
716	Kenston	Bobbie Szabo	3, 4	6, 6	5, 1	5, 6	36	1	1	2.48	42
717	Kenston	Maria Agostino	5, 6	4, 5	6, 5	2, 2	35	0	2	2.18	40
718	Laurel School	Cayla DeStefano	6, 3	4, 2	4, 4	3, 5	31	0	1	2.28	30
719	Olmsted Falls	Tricia Kushen	1, 3	4, 5	1, 1	2, 1	18	4	5	5.28	6
720	Vermilion	Morgan Walker	2, 1	2, 4	2, 2	4, 3	20	1	5	3.83	11
721	Perry	Tessa Polen	2, 2	2, 3	6, 6	6, 6	33	0	3	2.50	35
722	Perry	Abby Rapp	3, 5	1, 6	6, 4	1, 1	27	3	3	4.12	20
723	Perry	Chelsey Ferris	2, 3	4, 2	2, 6	1, 2	22	1	5	3.75	14
724	Jackson H.S.	Khoa Nguyen	3, 2	2, 4	4, 6	1, 3	25	1	3	3.33	18
725	Canton McKinley	Madeline Lee	4, 5	4, 4	6, 5	3, 4	35	0	0	1.90	41
726	GlenOak	Nathan Beidle	5, 4	5, 4	2, 2	4, 3	29	0	2	2.48	25
727	GlenOak	Hannah Mishak	6, 2	6, 6	3, 6	5, 1	35	1	2	2.70	38
728	North Canton Hoover	Zanira Sandhu	4, 5	3, 1	6, 2	6, 5	32	1	2	2.82	31
729	Canton Central Catholic	Samanth Ash	2, 2	1, 2	1, 2	2, 4	16	2	7	4.75	4
730	Canton Central Catholic	PATTY SCHNEIDER	6, 3	5, 6	6, 4	4, 6	40	0	0	1.70	54

OHSSL State Final Prose/Poetry Reading

Code	Team	Competitor(s)	Prelims				Rank total	1s	1s and 2s	Recips	Prelim result
			1	2	3	4					
731	Washington High School	kayla White	6, 6	6, 5	5, 3	5, 5	41	0	0	1.63	56
732	Oakwood	Vivi Raab	6, 5	5, 6	5, 6	4, 4	41	0	0	1.60	57
733	Beavercreek	Hafsa Hussain	2, 6	2, 4	4, 6	5, 4	33	0	2	2.28	36
734	Centerville	Brooke Deck	3, 6	5, 6	6, 5	2, 5	38	0	1	1.93	48
735	Centerville	Sarah Khan	5, 6	6, 5	4, 5	2, 6	39	0	1	1.85	51
736	Piqua High School	Andrea Ferree	5, 6	2, 4	6, 4	5, 6	38	0	1	1.90	49
737	Princeton	Fayth Darnell	6, 5	6, 6	6, 6	5, 6	46	0	0	1.40	58
738	Niles McKinley	Angelisa Beltran	4, 2	1, 1	2, 1	1, 2	14	4	7	5.75	3
739	Canfield	Brandon Brooks	1, 4	3, 4	2, 1	1, 1	17	4	5	5.33	5
740	Canfield	Amanda Benson	3, 5	4, 3	2, 4	1, 1	23	2	3	3.87	16
741	Canfield	Samantha Armstrong	6, 2	3, 1	1, 1	4, 5	23	3	4	4.45	15
742	Canfield	Libby Urig	1, 5	1, 1	5, 5	6, 6	30	3	3	3.93	27
743	Boardman	Charis Kasler	1, 1	2, 2	5, 2	3, 5	21	2	5	4.23	12
744	Howland	Heba Mahjoub	3, 4	3, 6	1, 2	4, 4	27	1	2	3.08	21
745	Howland	Mary Draime	6, 6	1, 5	6, 6	6, 1	37	2	2	3.03	44
746	Austintown-Fitch	Jensen Hykes	3, 1	1, 3	3, 5	1, 1	18	4	4	5.20	7
747	Austintown-Fitch	Rachael Wyant	5, 6	4, 6	4, 6	5, 2	38	0	1	1.90	49
748	Columbiana	Dallas Lotze	6, 6	6, 1	1, 3	3, 2	28	2	3	3.67	22
749	Poland Seminary	Charleah Trombitas	4, 1	5, 3	2, 6	6, 6	33	1	2	2.78	33
750	South Range	Emily Erb	5, 4	6, 1	3, 5	3, 6	33	1	1	2.65	34
751	South Range	Michela Thomas	5, 6	2, 4	2, 2	4, 4	29	0	3	2.62	24
752	Champion	Marisa Mathews	2, 4	3, 3	3, 5	6, 5	31	0	1	2.32	29
753	Notre Dame Academy	Meghan Oberle	6, 6	1, 5	6, 6	4, 3	37	1	1	2.45	45
754	Notre Dame Academy	Madeline Kaplan	3, 3	3, 1	1, 2	3, 3	19	2	3	4.17	9
755	Wauseon	Maxie Ratanasri	1, 3	6, 2	1, 3	2, 2	20	2	5	4.33	10
756	Maumee H.S.	Alexandra Korsog	2, 2	6, 2	3, 1	1, 1	18	3	6	5.00	8
757	Gahanna Lincoln	Jenny Huynh	6, 1	5, 5	6, 6	3, 6	38	1	1	2.40	47
758	Gahanna Lincoln	Stephanie McCann	6, 5	2, 6	6, 4	6, 6	41	0	1	1.78	55
759	Notre Dame Academy	Erin Johns	1, 4	3, 6	3, 3	6, 4	30	1	1	2.83	28

OHSSL State Final
United States Extemporaneous Speaking

Code	Team	Competitor(s)	Prelims				Rank total	1s	1s and 2s	Recips	Prelim result
			1	2	3	4					
101	Wooster	Elizabeth Kleinhenz	2, 1	4, 1	2, 1	3, 1	15	4	6	5.58	3
102	Wooster	Mary Grace Gorman	4, 3	6, 5	6, 2	6, 6	38	0	1	1.95	28
103	Wadsworth	Jack Bruno	1, 5	5, 4	5, 6	2, 6	34	1	2	2.68	25
104	Highland	Mark Blum	5, 5	3, 1	5, 5	3, 4	31	1	1	2.72	23
105	Highland	John DiGiacobbe	3, 4	2, 3	3, 2	1, 4	22	1	3	3.50	11
106	Copley	Shana Zelenka	5, 4	3, 6	6, 6	5, 5	40	0	0	1.68	33
107	Hathaway Brown	Aly Bryan	2, 4	2, 2	2, 4	2, 3	21	0	5	3.33	9
108	Solon	Michael Luo	3, 4	4, 2	3, 3	4, 5	28	0	1	2.45	20
109	Solon	Bharath Katragadda	5, 3	3, 6	2, 3	3, 3	28	0	1	2.53	19
110	Laurel School	Rachel Anderson	3, 2	1, 2	3, 3	1, 1	16	3	5	5.00	4
111	Laurel School	Caroline Veniero	2, 1	1, 4	2, 6	1, 2	19	3	6	4.92	6
112	Laurel School	Jayne O'Dwyer	2, 2	5, 3	4, 5	6, 6	33	0	2	2.32	24
113	Perry	Hayden Smith	1, 2	1, 1	1, 2	4, 2	14	4	7	5.75	2
114	Perry	Katey Krepp	6, 6	6, 5	5, 3	5, 4	40	0	0	1.68	33
115	Jackson H.S.	Jad Hamdan	4, 1	1, 1	1, 1	3, 2	14	5	6	6.08	1
116	Jackson H.S.	Pryanka Podugu	4, 3	6, 2	1, 2	4, 4	26	1	3	3.25	16
117	Jackson H.S.	Jared Fehlman	6, 5	4, 4	6, 5	5, 4	39	0	0	1.68	31
118	GlenOak	David Seatter	6, 6	6, 4	6, 6	6, 2	42	0	1	1.75	36
119	Canton Central Catholic	Garret Goehring	4, 6	3, 4	4, 4	4, 5	34	0	0	1.95	27
120	Washington High School	Andrew Crell	6, 6	4, 4	6, 6	6, 6	44	0	0	1.50	38
121	Oakwood	Eric Krebs	6, 4	2, 2	5, 5	5, 5	34	0	2	2.22	26
122	Oakwood	Carly Sobol	6, 3	4, 2	4, 1	1, 3	24	2	3	3.83	13
123	Middletown	Cameron Mathis	3, 6	5, 6	6, 3	4, 6	39	0	0	1.78	30
124	Centerville	Ben Beecroft	6, 5	6, 5	2, 5	6, 6	41	0	1	1.77	35
125	Mason	James Gao	1, 2	2, 6	2, 3	3, 3	22	1	4	3.67	10
126	Niles McKinley	J.C. Pierko	1, 1	5, 3	4, 1	1, 2	18	4	5	5.28	5
127	Niles McKinley	Chris Pack	4, 6	2, 3	3, 5	6, 1	30	1	2	2.95	21
128	Canfield	Mike Sorice	6, 3	3, 1	1, 2	3, 1	20	3	4	4.67	8
129	Canfield	Maria Kenner	4, 5	1, 1	5, 1	5, 5	27	3	3	4.05	18
130	Canfield	Arjun Subramanyam	3, 2	2, 3	6, 6	2, 1	25	1	4	3.50	14

OHSSL State Final
United States Extemporaneous Speaking

Code	Team	Competitor(s)	Prelims				Rank total	1s	1s and 2s	Recips	Prelim result
			1	2	3	4					
131	Cardinal-Mooney	Melissa Eperjesi	5, 1	1, 5	1, 2	4, 1	20	4	5	5.15	7
132	Cardinal-Mooney	Michael Eggiman	2, 5	6, 6	5, 4	5, 5	38	0	1	1.88	29
133	Columbiana	Angela Grate	1, 6	6, 6	3, 1	1, 3	27	3	3	4.17	17
134	Champion	Kyle McGaughy	1, 2	5, 5	3, 6	2, 2	26	1	4	3.40	15
135	Maumee H.S.	Ryan Barry	5, 3	3, 5	4, 4	2, 4	30	0	1	2.32	22
136	Maumee H.S.	Jake Huner	3, 6	5, 6	4, 4	6, 6	40	0	0	1.70	32
137	Maumee H.S.	Gabe Maxwell	6, 4	6, 6	6, 6	6, 6	46	0	0	1.42	39
138	Upper Arlington	Kushagra Mahaseth	2, 6	6, 6	6, 6	6, 6	44	0	1	1.67	37
139	Gahanna Lincoln	Sedona Rosenberg	5, 1	4, 3	1, 4	2, 3	23	2	3	3.87	12

This tournament is being run using SpeechWire Tournament Services software - www.SpeechWire.com.
 © 2004-2013 Ben Stewart - All Rights Reserved. SpeechWire version 4.18.008.

OHSSL State Final
Student Congress Final Six
Elimination round results

Final round

Code	Name	Team	UU1	AA4	AE6	AS5	N4	A2	Rank total	Playoff	Judges pref.	1s	1s and 2s	Recips	Parli	Place
02	Will Mascaro	Hawken School	1	1	4	3	5	2	16	1		2	3	3.28		1
04	Beth Moses	Beachwood	2	3	2	4	2	3	16	2		0	3	2.42		2
05	James Hogan	Kenston	6	2	5	2	1	4	20			1	3	2.62		3
03	Anshika Niraj	Beachwood	3	5	6	1	4	5	24	4		1	1	2.15		4
06	Taylor Bennington	Wooster	5	6	3	6	3	1	24	5		1	1	2.20		5
01	Sophia Zupanc	Gilmour Academy	4	4	1	5	6	6	26			1	1	2.03		6

This tournament is being run using SpeechWire Tournament Services software - www.SpeechWire.com.
 © 2004-2013 Ben Stewart - All Rights Reserved. SpeechWire version 4.18.008.

OHSSL State Final
Student Congress
Final round, Chamber FINAL

Code	Team	Competitor	Final round		Score	Parli	Chamber (Base)	Overall Result
			1	2				
D04	Wooster	Taylor Bennington	4, 5, 6, 6, 5, 4	5, 6, 6, 6, 6, 6	5.41667	3	FINAL (1)	5
D05	Wooster	David Burnett	5, 6, 5, 5, 6, 5	4, 6, 6, 5, 5, 5	5.25000	7	FINAL (1)	10
D108	Ursuline	Cassidy Teminsky	4, 5, 5, 5, 5, 4	4, 5, 6, 6, 5, 4	4.83333	11	FINAL (1)	15
D145	Sylvania Southview	Yuran Chen	6, 5, 5, 5, 5, 5	5, 5, 6, 5, 6, 5	5.25000	6	FINAL (1)	9
D157	Mentor	Khaled Aboumerhi	4, 5, 6, 5, 5, 4	4, 5, 6, 5, 6, 4	4.91667	1	FINAL (1)	14
D24	Hathaway Brown	Morgan Austin	5, 5, 5, 4, 5, 5		4.83333	16	FINAL (1)	16
D25	Hathaway Brown	Talia Bhaiji	4, 6, 6, 6, 6, 4		5.33333	12	FINAL (1)	7
D26	Hawken School	Will Mascaro	5, 6, 6, 5, 6, 5	5, 6, 6, 6, 6, 4	5.50000	10	FINAL (1)	1
D28	Hawken School	Larry Fulton	5, 5, 5, 5, 4, 4		4.66667	18	FINAL (1)	18
D32	Solon	Crystal Kong	4, 5, 5, 5, 5, 4	4, 5, 5, 5, 5, 5	4.75000	8	FINAL (1)	17
D37	Gilmour Academy	Sarah Abdalian	4, 6, 5, 5, 5, 4	4, 6, 5, 6, 5, 5	5.00000	5	FINAL (1)	12
D38	Gilmour Academy	Sophia Zupanc	5, 6, 6, 5, 6, 5		5.50000	13	FINAL (1)	2
D40	Kenston	James Hogan	5, 5, 5, 6, 6, 3	5, 6, 6, 6, 6, 6	5.41667	9	FINAL (1)	6
D46	Beachwood	Varun Jambunath	4, 5, 5, 6, 5, 5		5.00000	14	FINAL (1)	13
D47	Beachwood	Beth Moses	5, 6, 6, 6, 6, 6	5, 5, 5, 6, 5, 4	5.41667	2	FINAL (1)	4
D48	Beachwood	Anshika Niraj	6, 5, 5, 6, 6, 5		5.50000	15	FINAL (1)	3
D56	Brecksville Broadview Heights	Matthew Adrianowycz	5, 5, 5, 5, 6, 4	5, 5, 5, 6, 5, 5	5.08333	4	FINAL (1)	11
D57	Brecksville Broadview Heights	Hannah Olsen	6, 5, 5, 6, 5, 5		5.33333	17	FINAL (1)	8

OHSSL State Final
Student Congress
Semifinal round, Chamber A

Code	Team	Competitor	Semifinal round			Score	Parli	Chamber (Base)
			1	2	3			
D05	Wooster	David Burnett	5, 6, 6	6, 6, 5		5.66667	3	A (1)
D110	Ursuline	Zachary Schmetterer	5, 5, 4	6, 6, 4		5.00000	9	A (1)
D114	Poland Seminary	Mitchell Thompson	5, 5, 4	5, 6, 4		4.83333	16	A (1)
D142	Gahanna Lincoln	Nathan Power	6, 5, 4	6, 5, 4		5.00000	11	A (1)
D145	Sylvania Southview	Yuran Chen	6, 6, 6	6, 6, 5		5.83333	2	A (1)
D168	Washington High School	Matthew Crell	5, 4, 3	6, 4, 4		4.33333	13	A (1)
D24	Hathaway Brown	Morgan Austin	4, 6, 6			5.33333	15	A (1)
D27	Hawken School	Megan Cerbin	6, 5, 4	5, 6, 5		5.16667	14	A (1)
D37	Gilmour Academy	Sarah Abdalian	6, 4, 4	6, 6, 5		5.16667	1	A (1)
D45	Laurel School	Shireen Bhatia	5, 5, 4	5, 5, 5		4.83333	8	A (1)
D46	Beachwood	Varun Jambunath	6, 5, 4	6, 6, 6		5.50000	4	A (1)
D56	Brecksville Broadview Heights	Matthew Adrianowycz	6, 4, 6	6, 5, 6		5.50000	6	A (1)
D73	GlenOak	Hayley Cargill	5, 5, 4	5, 5, 5		4.83333	12	A (1)
D88	Mason	John Quinn	6, 4, 5	5, 5, 4		4.83333	7	A (1)
D92	Princeton	Mark Mendoza	5, 5, 5	5, 5, 4		4.83333	5	A (1)
D96	Canfield	Billy Quirk	5, 5, 4	6, 5, 4		4.83333	10	A (1)

OHSSL State Final
Student Congress
Semifinal round, Chamber B

Code	Team	Competitor	Semifinal round			Score	Parli	Chamber (Base)
			1	2	3			
D108	Ursuline	Cassidy Teminsky	6, 6, 6	5, 5, 5		5.50000	3	B (1)
D117	South Range	John Fromel	5, 5, 6			5.33333	12	B (1)
D143	Gahanna Lincoln	Matthew Zianni	5, 6, 5	6, 5, 6		5.50000	13	B (1)
D146	Sylvania Southview	Zach Rothschild	5, 5, 6			5.33333	16	B (1)
D157	Mentor	Khaled Aboumerhi	6, 6, 5	6, 5, 6		5.66667	2	B (1)
D171	Berea	Dominick Nardozi	5, 5, 6	5, 6		5.41667	10	B (1)
D26	Hawken School	Will Mascaro	6, 6, 6	6, 6, 6		6.00000	1	B (1)
D32	Solon	Crystal Kong	5, 5, 6	6, 5, 6		5.50000	5	B (1)
D40	Kenston	James Hogan	5, 5, 6	6, 6, 5	5, 6, 6	5.55556	9	B (1)
D47	Beachwood	Beth Moses	6, 5, 6	6, 6, 6		5.83333	4	B (1)
D49	Olmsted Falls	Nick Buchta	5, 5, 6	6, 5, 6		5.50000	8	B (1)
D51	Vermilion	Kevin Cole	5, 5, 5			5.00000	14	B (1)
D54	University School	Robert Sherman	6, 5, 5	5, 5, 6		5.33333	11	B (1)
D69	Jackson H.S.	Spencer Withorn	4, 4, 4			4.00000	15	B (1)
D84	Beavercreek	Tushar Goswami	5, 5, 6	5, 5, 6	6, 5, 6	5.44444	6	B (1)
D85	Middletown	Levi Cramer	6, 5, 6	5, 5, 6		5.50000	7	B (1)

OHSSL State Final
Student Congress
Semifinal round, Chamber C

Code	Team	Competitor	Semifinal round			Score	Parli	Chamber (Base)
			1	2	3			
D01	Stow	Mitchell Felan	4, 4, 5			4.33333	15	C (2)
D04	Wooster	Taylor Bennington	6, 6, 6	5, 6, 5	4, 5, 4	10.44444	9	C (2)
D08	Wadsworth	Christopher Benson	5, 4, 5	5, 5, 4	5, 5, 5	9.55556	12	C (2)
D137	Perrysburg	Nisarg Shah					16	C (2)
D156	Mentor	Niko Ruhe	5, 5, 4	5, 6, 5	5, 5, 4	9.77778	1	C (2)
D17	Copley	Claudine Tebcherani	4, 5, 4			4.33333	5	C (2)
D22	Centerville	Michael Baader	5, 6, 5	4, 5, 6		10.33334	10	C (2)
D25	Hathaway Brown	Talia Bhajji	6, 5, 5	6, 5, 5		10.66666	13	C (2)
D28	Hawken School	Larry Fulton	6, 6, 6	6, 6, 5		11.66666	3	C (2)
D38	Gilmour Academy	Sophia Zupanc	6, 6, 5	5, 6, 5		11.00000	8	C (2)
D48	Beachwood	Anshika Niraj	6, 5, 5	5, 6, 5		10.66666	11	C (2)
D50	Vermilion	Tyler Parsons	4, 4, 5	5, 6, 6		10.00000	4	C (2)
D53	University School	Bryan Gemler	4, 5, 5	5, 5, 5		9.66666	7	C (2)
D57	Brecksville Broadview Heights	Hannah Olsen	5, 6, 6	5, 6, 6		11.33334	6	C (2)
D68	Jackson H.S.	Brianna Shires	4, 4, 5			4.33333	14	C (2)
D76	North Canton Hoover	David Trujillo	6, 5, 6	5, 4, 5	5, 5, 5	10.22222	2	C (2)

OHSSL State Final
Student Congress
Preliminary session, Chamber A

Code	Team	Competitor	Round 1		Round 2		Round 3		Score	Parli	Chamber (Base)
			1	2	1	2	1	2			
D04	Wooster	Taylor Bennington	5, 5, 6		6, 6, 6	6, 6, 6	5, 6, 5		11.33334		A (2)
D105	Howland	John Enasko	4, 5, 6		4, 5, 5		5, 4, 4		9.33334		A (2)
D108	Ursuline	Cassidy Teminsky	5, 6, 6	5, 6, 6	6, 6, 6		6, 6, 6		11.66666		A (2)
D11	Norton	Natalee Stewart			3, 4, 4	3, 4, 4	3, 3, 2		6.66666		A (2)
D115	Poland Seminary	Jacob Guy	3, 4, 3				4, 4, 3		7.00000		A (2)
D130	Maumee H.S.	John Barry	4, 5, 5						4.66667		A (2)
D133	Napoleon	Kait Meece	4, 3, 3						3.33333		A (2)
D146	Sylvania Southview	Zach Rothschild			5, 6, 6		5, 4, 4		10.00000		A (2)
D172	Berea	Anthony Kleem			3, 4, 5		4, 4, 3	5, 4, 3	7.77778		A (2)
D21	Medina	Jimmy Marco			3, 3, 5				3.66667		A (2)
D33	Solon	Rahul Rambhatla	4, 4, 4		5, 5, 6		3, 2, 3		8.00000		A (2)
D39	Gilmour Academy	Megan Porter	3, 4, 4		4, 5, 5	4, 6, 5			8.88888		A (2)
D48	Beachwood	Anshika Niraj	5, 6, 6		5, 5, 6		4, 5, 6		10.66666		A (2)
D55	University School	Hale Douthit	3, 4, 4	5, 4, 4			4, 4, 4	4, 5, 3	8.00000		A (2)
D72	Canton McKinley	Shayla Culler	4, 4, 4				3, 4, 3		7.33334		A (2)
D73	GlenOak	Hayley Cargill	5, 5, 6	5, 6, 5			5, 5, 4	6, 5, 3	10.00000		A (2)
D78	North Canton Hoover	Anthony Massa	3, 4, 3		3, 4, 5		4, 3, 3		7.11112		A (2)
D80	Carrollton	MORGAN HARSH	3, 3, 3						3.00000		A (2)
D87	Middletown	Taylor Reedy			4, 4, 4	4, 4, 4	4, 4, 3		7.77778		A (2)
D92	Princeton	Mark Mendoza	5, 5, 5	5, 5, 5	5, 6, 6	5, 6, 6	5, 6, 5		10.66666		A (2)
D97	Canfield	Jaedon Tseng	5, 4, 4		4, 4, 5		5, 4, 2		8.22222		A (2)

OHSSL State Final
Student Congress
Preliminary session, Chamber B

Code	Team	Competitor	Round 1		Round 2		Round 3		Score	Parli	Chamber (Base)
			1	2	1	2	1	2			
D06	Wooster	Josiah Talampas			5, 4, 4	5, 4, 5	5, 3, 4		12.99999	11	B (3)
D10	Norton	Steven Planitzer	4, 5, 5	5, 6, 6			6, 6, 5	5, 5, 5	15.75000	6	B (3)
D116	Poland Seminary	Cheyenne Singer			3, 3, 4		3, 2, 4		6.33334	20	B (3)
D122	John F. Kennedy H.S.	Alicia Herman	3, 4, 4		3, 3, 4		3, 2, 3	3, 2, 3	9.24999	15	B (3)
D123	Champion	Jonathan Boyd	4, 5, 4		5, 4, 5		5, 2, 4		12.66666	10	B (3)
D125	Notre Dame Academy	Molly Walton	4, 5, 5		4, 4, 6		4, 3, 4		12.99999	18	B (3)
D134	Napoleon	Meredith Panning			3, 3, 4	3, 3, 4			6.66666	19	B (3)
D143	Gahanna Lincoln	Matthew Zianni	5, 6, 5	6, 6, 5	6, 6, 6	6, 6, 6			17.25000	8	B (3)
D156	Mentor	Niko Ruhe	6, 6, 6	6, 6, 5	6, 6, 5		6, 6, 5		17.25000	3	B (3)
D160	Tusky Valley HS	Aric Bird			2, 2, 5				3.00000	21	B (3)
D19	Copley	Mahek Shah	4, 4, 4		4, 4, 5		4, 2, 4		11.66667	13	B (3)
D25	Hathaway Brown	Talia Bhaiji	5, 6, 6	6, 6, 6	6, 4, 6		5, 6, 5		16.74999	7	B (3)
D34	Solon	Amogh Iyer	4, 4, 5		5, 5, 3		5, 3, 4	5, 4, 4	12.75000	17	B (3)
D53	University School	Bryan Gemler	5, 6, 6	5, 6, 6			6, 6, 5		17.00001	5	B (3)
D56	Brecksville Broadview Heights	Matthew Adrianowycz	5, 5, 6	6, 6, 6			6, 6, 6		17.33334	2	B (3)
D62	Magnificat	Xuan Anh Le	4, 5, 5		4, 4, 4	4, 4, 4	4, 3, 4		12.24999	12	B (3)
D68	Jackson H.S.	Brianna Shires			6, 5, 5	6, 6, 5	6, 6, 5		16.66668	4	B (3)
D74	GlenOak	Nick Golina	6, 6, 6	5, 5, 5	5, 4, 5		6, 6, 6		16.25001	1	B (3)
D86	Middletown	Jane Lakes	4, 5, 3		4, 3, 4				7.66666	14	B (3)
D89	Mason	Anu Haridhas	4, 6, 4				4, 4, 4	3, 2, 3	11.33334	16	B (3)
D99	Cardinal-Mooney	Spencer Olesh	4, 5, 5		6, 5, 5		5, 3, 4		14.00001	9	B (3)

OHSSL State Final
Student Congress
Preliminary session, Chamber C

Code	Team	Competitor	Round 1		Round 2			Round 3			Score	Parli	Chamber (Base)
			1	2	1	2	3	1	2	3			
D01	Stow	Mitchell Felan	6, 5, 5		5, 3, 5			6, 5, 6			15.33333	4	C (3)
D08	Wadsworth	Christopher Benson	6, 4, 6		5, 4, 5			4, 5, 5	5, 5, 5		14.75001	6	C (3)
D103	Boardman	Muhammad Akbar	4, 3, 4		3, 3, 4			4, 4, 5			11.33334	16	C (3)
D113	Austintown-Fitch	Sara Greathouse	4, 3, 4		3, 3, 4			3, 3, 4			10.33332	14	C (3)
D119	South Range	Hazel Minich						5, 3, 5	4, 3, 4	4, 4, 5	12.33333	12	C (3)
D127	Wauseon	Justin Mourguet	4, 3, 4	5, 4, 6	3, 2, 3			4, 4, 4			11.49999	13	C (3)
D138	Perrysburg	Andrew Atkins	4, 4, 5		4, 3, 3			4, 4, 4	4, 4, 5		12.00000	9	C (3)
D141	Upper Arlington	Ian Bravender	4, 4, 5	4, 4, 6				5, 4, 5			13.66668	10	C (3)
D155	Mentor	Will Kline	4, 4, 4		4, 3, 4	4, 3, 5					11.66667	8	C (3)
D158	Tusky Valley HS	Cierra Spina										21	C (3)
D162	Whitmer	Jakob Wenman	3, 1, 3		2, 2, 4			3, 1, 3	3, 2, 3		7.50000	18	C (3)
D164	Youngstown Christian School	Kenneth Vogt										17	C (3)
D169	Washington High School	Chandler Tritch	5, 3, 6		3, 1, 4			3, 3, 4			10.66668	15	C (3)
D24	Hathaway Brown	Morgan Austin	4, 5, 6	6, 5, 6	6, 3, 5			5, 6, 4			15.24999	2	C (3)
D27	Hawken School	Megan Cerbin	5, 5, 5	6, 5, 6	5, 3, 4			5, 5, 5			14.75001	3	C (3)
D37	Gilmour Academy	Sarah Abdalian	5, 5, 4	5, 6, 5	6, 4, 5	5, 4, 5		5, 6, 5			15.00000	1	C (3)
D61	Magnificat	Dorotea Deshishku	4, 4, 5	5, 5, 5	5, 3, 4			4, 5, 5			13.50000	5	C (3)
D70	Canton McKinley	Michael Neal	4, 4, 4		4, 2, 3			4, 3, 4	4, 4, 4		11.00001	11	C (3)
D81	Carrollton	NOAH GRAY	3, 2, 3		1, 2, 3			3, 1, 3			6.99999	19	C (3)
D84	Beavercreek	Tushar Goswami	5, 5, 3	5, 5, 4	5, 5, 4	6, 6, 5	5, 5, 5				14.60001	7	C (3)
D93	Princeton	Thomas Hayworth										20	C (3)

OHSSL State Final
Student Congress
Preliminary session, Chamber D

Code	Team	Competitor	Round 1		Round 2		Round 3		Score	Parli	Chamber (Base)
			1	2	1	2	1	2			
D02	Stow	Sean Fleming	4, 4, 4		3, 4, 5		3, 6, 6		12.99999	16	D (3)
D110	Ursuline	Zachary Schmetterer	6, 6, 4		4, 6, 5	4, 5, 5	4, 5, 5		14.75001	9	D (3)
D117	South Range	John Fromel	5, 4, 5		5, 6, 6		6, 5, 5		15.66666	6	D (3)
D128	Wauseon	Brooke Hardy	4, 4, 4	4, 4, 5			5, 5, 4		12.99999	5	D (3)
D136	Perrysburg	Alex Leong	4, 4, 5		5, 5, 5	5, 5, 5	5, 5, 5		14.49999	2	D (3)
D139	Upper Arlington	Ben Perez	4, 4, 3		2, 4, 3		3, 4, 4		10.33332	21	D (3)
D148	Mount Vernon	Kirk Menapace	3, 3, 3				3, 4, 4	3, 4, 3	9.99999	15	D (3)
D151	Canton South	Morgan Iser	3, 4, 3				3, 4, 4		7.00000	17	D (3)
D153	Lordstown	John Tarchick	3, 4, 3		3, 4, 4		3, 4, 4		10.66668	14	D (3)
D16	Highland	Sara Hoose			4, 4, 4		2, 5, 5	3, 5, 4	12.00000	18	D (3)
D175	Centerville	Sydney Skidmore	4, 5, 5				5, 5, 5		9.66666	12	D (3)
D26	Hawken School	Will Mascaro	6, 5, 6		6, 6, 6		6, 6, 6		17.66667	1	D (3)
D30	Edison	Lindsay Bolding			4, 4, 4		4, 4, 5		8.33334	11	D (3)
D31	Howland	Nikhil Nadler	4, 5, 4		4, 5, 4		4, 4, 4		12.66666	8	D (3)
D32	Solon	Crystal Kong	5, 5, 4		5, 6, 5		5, 5, 6	6, 5, 6	15.75000	3	D (3)
D40	Kenston	James Hogan	5, 5, 5		5, 6, 5	5, 5, 6	5, 6, 5		15.75000	4	D (3)
D59	Chagrin Falls	Bob Stephen, Jr.	3, 3, 3		2, 4, 3		3, 4, 4		9.66666	20	D (3)
D66	Perry	Calvin Curtin	5, 6, 4		4, 5, 6	4, 5, 5	4, 4, 5		14.25000	13	D (3)
D77	North Canton Hoover	Athena Giavasis	3, 5, 3				3, 4, 4		7.33334	19	D (3)
D85	Middletown	Levi Cramer	6, 4, 4		5, 6, 6	5, 6, 5	5, 6, 5		15.75000	7	D (3)
D98	Canfield	Sam Ranttila	5, 5, 5		4, 5, 5		4, 5, 4		14.00001	10	D (3)

OHSSL State Final
Student Congress
Preliminary session, Chamber E

Code	Team	Competitor	Round 1			Round 2		Round 3			Score	Parli	Chamber (Base)
			1	2	3	1	2	1	2	3			
D107	Howland	Patrick Patchen	4, 4, 4			5, 3, 4					8.00000	20	E (3)
D111	Austintown-Fitch	Scott Williams	4, 5, 3			5, 3, 5		5, 4, 4			12.66666	17	E (3)
D118	South Range	Brant Rothbauer										21	E (3)
D12	Norton	Anthony Tryon	4, 3, 3			4, 4, 4		4, 3, 4			11.00001	18	E (3)
D126	Notre Dame Academy	Schuyler Stupica	5, 4, 4			4, 5, 4		4, 5, 4			12.99999	12	E (3)
D129	Wauseon	Grant Sauber						4, 3, 3	4, 3, 3	4, 3, 3	9.99999	19	E (3)
D14	Highland	Julian Tuzzeo	5, 5, 4					5, 5, 4	5, 6, 5		14.66667	7	E (3)
D140	Upper Arlington	Isaac Margard	4, 4, 4			6, 4, 5		5, 5, 5			14.00001	11	E (3)
D168	Washington High School	Matthew Crell	5, 6, 5	5, 6, 5		5, 5, 4					15.33333	5	E (3)
D17	Copley	Claudine Tebcherani	6, 4, 5	6, 5, 5	6, 6, 5	5, 5, 4					15.50001	2	E (3)
D22	Centerville	Michael Baader				5, 5, 6		6, 5, 6	6, 5, 6		16.66668	1	E (3)
D29	Edison	Parveer Kaur	5, 5, 5			5, 5, 5		5, 5, 5			15.00000	8	E (3)
D41	Kenston	Alex Hajek	5, 5, 5	5, 4, 4		5, 5, 5	6, 5, 6				15.00000	3	E (3)
D45	Laurel School	Shireen Bhatia	6, 6, 5	6, 6, 5		6, 4, 5		5, 5, 6			16.25001	4	E (3)
D49	Olmsted Falls	Nick Buchta	6, 5, 5			6, 5, 5	6, 4, 6	5, 4, 5			15.50001	6	E (3)
D52	Vermilion	Ellen Cole	4, 4, 5			4, 5, 4		4, 4, 4	4, 3, 4		12.24999	9	E (3)
D58	Chagrin Falls	Anna Kang				5, 4, 5	5, 3, 4				8.66666	16	E (3)
D64	Perry	Joe Volpe	4, 4, 4	5, 4, 4		4, 4, 4		4, 4, 4	4, 3, 4		12.00000	14	E (3)
D67	Jackson H.S.	Dana Sutton	5, 5, 4			4, 4, 5	5, 4, 4	5, 4, 6			13.74999	13	E (3)
D90	Mason	Andrew Gao	4, 4, 4					4, 4, 5			8.33334	15	E (3)
D96	Canfield	Billy Quirk	5, 4, 5	6, 5, 5		6, 5, 6					15.66666	10	E (3)

OHSSL State Final
Student Congress
Preliminary session, Chamber F

Code	Team	Competitor	Round 1			Round 2		Round 3		Score	Parli	Chamber (Base)
			1	2	3	1	2	1	2			
D03	Stow	Andy Walls	4, 4, 5	4, 4, 5	4, 4, 4	4, 6, 4	5, 6, 6	5, 4, 5		9.22222		F (2)
D05	Wooster	David Burnett	6, 6, 6			6, 6, 6		6, 6, 6		12.00000		F (2)
D101	Cardinal-Mooney	Michael Angiolelli	4, 4, 4			4, 4, 3		4, 4, 4		7.77778		F (2)
D109	Ursuline	Joe Sebest	5, 5, 4			5, 5, 4		6, 5, 6		10.00000		F (2)
D114	Poland Seminary	Mitchell Thompson	6, 6, 5			6, 5, 5		6, 6, 5		11.11112		F (2)
D132	Maumee H.S.	Ally Hinsey	4, 4, 4			4, 4, 4				8.00000		F (2)
D144	Gahanna Lincoln	Alexis Lucas	5, 4, 5					6, 6, 5		10.33334		F (2)
D147	Sylvania Southview	Catherine Dong	5, 4, 4			5, 5, 5		5, 5, 5		9.55556		F (2)
D152	Canton South	Kent Ring				5, 4, 4		4, 4, 4		8.33334		F (2)
D171	Berea	Dominick Nardoizzi	5, 6, 6			6, 6, 6		5, 6, 6		11.55556		F (2)
D20	Medina	Sam Trapp				4, 5, 5	4, 5, 5	4, 4, 5		9.11112		F (2)
D23	Hathaway Brown	Emily Amjad	6, 5, 5			6, 5, 6				11.00000		F (2)
D28	Hawken School	Larry Fulton	6, 5, 5			6, 6, 5		6, 5, 6		11.11112		F (2)
D35	Rocky River	Heather Bonsky				5, 4, 4				4.33333		F (2)
D54	University School	Robert Sherman	5, 6, 5			6, 6, 6		5, 5, 6		11.11112		F (2)
D63	Magnificat	Katherine Lenahan	4, 4, 4							4.00000		F (2)
D75	GlenOak	Alec Anderson	5, 4, 4	5, 4, 5				5, 4, 5		9.11112		F (2)
D76	North Canton Hoover	David Trujillo	6, 6, 6			6, 6, 6	6, 6, 6			12.00000		F (2)
D83	Beavercreek	Sahil Choudhry	6, 6, 6			5, 5, 5		5, 4, 5	5, 4, 5	10.16666		F (2)
D91	Princeton	Zane Warman						5, 4, 5	6, 5, 4	9.66666		F (2)
D94	Niles McKinley	Jordan Frederick	5, 4, 4	5, 5, 5		5, 4, 6		5, 5, 5		9.66666		F (2)

OHSSL State Final
Student Congress
Preliminary session, Chamber G

Code	Team	Competitor	Round 1			Round 2		Round 3		Score	Parli	Chamber (Base)
			1	2	3	1	2	1	2			
D07	Wadsworth	Nate Adams	4, 3, 4			5, 6, 6				9.33334		G (3)
D100	Cardinal-Mooney	Emily Kiraly				5, 3, 5		5, 3, 4	5, 4, 5	12.99999		G (3)
D102	Boardman	Katya Sracic				5, 5, 4		5, 4, 4	6, 5, 4	14.00001		G (3)
D120	John F. Kennedy H.S.	Anthony Ledenko	3, 2, 3							2.66667		G (3)
D124	Notre Dame Academy	Elizabeth Teczynski	4, 4, 3					5, 4, 4	4, 3, 4	11.66667		G (3)
D13	Our Lady of the Elms	Torie Luckenbaugh				4, 4, 5	1, 2, 2			6.00000		G (3)
D137	Perrysburg	Nisarg Shah	6, 5, 6	5, 5, 4		5, 5, 6	5, 5, 6	5, 5, 6		15.80001		G (3)
D142	Gahanna Lincoln	Nathan Power	5, 6, 5	5, 5, 4				5, 6, 6	5, 6, 6	15.99999		G (3)
D15	Highland	Carissa Temerson	4, 3, 4	5, 4, 4				6, 5, 6		13.66668		G (3)
D170	Washington High School	Jewel Haskins	4, 4, 4			4, 3, 4				7.66666		G (3)
D174	Centerville	Vineela Appalaneni	4, 4, 4			4, 5, 5	4, 5, 4	6, 4, 6		13.74999		G (3)
D42	Kenston	Matt Kelley	3, 3, 4	4, 3, 4				5, 4, 5		11.66667		G (3)
D43	Laurel School	Jane Morris				5, 3, 4	4, 3, 4			7.66666		G (3)
D46	Beachwood	Varun Jambunath	5, 4, 6			5, 4, 6	5, 4, 6	6, 4, 6		15.24999		G (3)
D50	Vermilion	Tyler Parsons				6, 4, 5		5, 5, 6	6, 5, 5	15.66666		G (3)
D57	Brecksville Broadview Heights	Hannah Olsen	4, 4, 5	5, 5, 5				6, 5, 6		15.00000		G (3)
D60	Chagrin Falls	Lauren Lang	3, 2, 3			4, 3, 5		4, 3, 6		11.00001		G (3)
D65	Perry	Michael Audi	4, 5, 4	5, 6, 5	5, 4, 4	5, 5, 5	5, 5, 6	5, 4, 5	5, 5, 6	14.71428		G (3)
D69	Jackson H.S.	Spencer Withorn				6, 3, 5	6, 4, 5	5, 6, 6		15.33333		G (3)
D82	Beavercreek	Danielle Burk	5, 4, 4	4, 5, 5		6, 5, 6				14.66667		G (3)
D95	Niles McKinley	Brianna Ledsome	4, 4, 4			4, 5, 4	5, 5, 5			13.33332		G (3)

OHSSL State Final
Student Congress
Preliminary session, Chamber H

Code	Team	Competitor	Round 1		Round 2			Round 3			Score	Parli	Chamber (Base)
			1	2	1	2	3	1	2	3			
D09	Wadsworth	Allison Hose	4, 3, 4	5, 4, 4	4, 5, 4			5, 4, 5	5, 3, 5		12.80001	6	H (3)
D104	Boardman	Aaron Mills			4, 3, 5	4, 3, 4		5, 4, 4	5, 3, 5	5, 4, 5	12.60000	10	H (3)
D112	Austintown-Fitch	Krystle Arndt	4, 3, 2								3.00000	19	H (3)
D121	John F. Kennedy H.S.	Kyle Jones	4, 3, 3		6, 2, 4	5, 2, 4		5, 4, 4			11.49999	14	H (3)
D131	Maumee H.S.	Kate Courtney	5, 4, 3		5, 4, 4						8.33334	11	H (3)
D135	Napoleon	Darriane Plotts			4, 2, 4						3.33333	18	H (3)
D145	Sylvania Southview	Yuran Chen	6, 6, 5	6, 6, 4	6, 4, 6	6, 5, 6		5, 4, 5	6, 5, 6		16.16667	2	H (3)
D150	Canton South	Connor Lang			5, 3, 4	5, 3, 5	4, 3, 4				12.00000	9	H (3)
D157	Mentor	Khaled Aboumerhi	6, 5, 5	6, 6, 4	6, 4, 6			6, 5, 6			16.25001	3	H (3)
D159	Tusky Valley HS	Jacob Spina										20	H (3)
D166	Liberty H.S.	Allison Beckinger	5, 4, 2	4, 4, 1	5, 2, 4			6, 3, 5	6, 3, 4		11.60001	13	H (3)
D18	Copley	Michael Mastrantonio	4, 3, 1		4, 3, 4			5, 3, 4	6, 1, 4		10.50000	16	H (3)
D36	Rocky River	John Ballas			4, 3, 3						3.33333	15	H (3)
D38	Gilmour Academy	Sophia Zupanc	5, 5, 5	6, 5, 5	5, 5, 6			6, 2, 6			15.24999	4	H (3)
D44	Laurel School	Olivia Deitcher			5, 4, 4						4.33333	17	H (3)
D47	Beachwood	Beth Moses	5, 5, 4	5, 6, 4	6, 6, 6	6, 6, 6		6, 6, 6			16.59999	1	H (3)
D51	Vermilion	Kevin Cole	5, 5, 2		6, 4, 6	6, 5, 6		6, 3, 5			14.75001	8	H (3)
D71	Canton McKinley	Alissa Kiefer	5, 5, 4	4, 5, 3				5, 4, 4			12.99999	12	H (3)
D79	Carrollton	ZAC TINLIN	5, 5, 3	4, 5, 3	6, 4, 6			5, 4, 5	6, 5, 6		14.40000	7	H (3)
D88	Mason	John Quinn	6, 4, 4		5, 5, 5			6, 3, 5	6, 5, 6		15.00000	5	H (3)