

**MSHSAA State Championships
Cross Examination Debate**

Competitor	Round 1	Round 2	Round 3	Round 4	Totals	Results
01 Rock Bridge High School (2)	W - 04 - Neg 99915 Joe Hamaker L - 04 - Neg DA-DB1 Oakville High School #1 (Edward Tayl)	W - 15 - AFF AL-DB1 Platte County High School (Dana Hale) L - 15 - AFF 99924 Molly Hendrickson	L - 05 - Neg 99948 Derek McGinnis L - 05 - Neg A-DB1 Nixa High School (Jay Williamson)	W - 17 - AFF 99926 Ashley Martin L - 17 - AFF P-DB1 West Plains High School #1 (Andy Hanson)	3-5 301	17th
Sarah Emerson	25.00 (3.00) 15.00 (4.00)	20.00 (2.00) 18.00 (3.00)	16.00 (4.00) 13.00 (4.00)	21.00 (1.00) 22.00 (2.00)	150.00	
Hannah Potter	25.00 (4.00) 16.00 (3.00)	20.00 (3.00) 18.00 (4.00)	17.00 (3.00) 14.00 (3.00)	20.00 (2.00) 21.00 (4.00)	151.00	
02 Camdenton High School (6)	L - 03 - Neg CQ-DB1 Blue Springs South High School (Kelli Morrill) L - 03 - Neg CE-DB1 Neosho High School #1 (David Watkins)	L - 12 - AFF 9994 Holland Wilson L - 12 - AFF DA-DB2 Oakville High School #2 (Erica Brown)	L - 06 - Neg DA-DB1 Oakville High School #1 (Edward Tayl) L - 06 - Neg 99918 Caitlyn Wicks	L - 13 - AFF AP-DB1 Truman High School (Ambrosi) L - 13 - AFF 99949 Michael Ward	0-8 253	20th
Hannah Robinson	22.00 (3.00) 15.00 (4.00)	21.00 (3.00) 19.00 (3.00)	16.00 (3.00) 15.00 (3.00)	16.00 (3.00) 15.00 (4.00)	139.00	
Emily Zaretsky	11.00 (4.00) 17.00 (3.00)	19.00 (4.00) 16.00 (4.00)	15.00 (4.00) 5.00 (4.00)	16.00 (4.00) 15.00 (3.00)	114.00	
03 Parkway West High School (4)	W - 02 - AFF CE-DB1 Neosho High School #1 (David Watkins) W - 02 - AFF CQ-DB1 Blue Springs South High School (Kelli Morrill)	L - 09 - Neg AP-DB1 Truman High School (Ambrosi) W - 09 - Neg 9998 Will Wheeler	L - 19 - AFF 99923 Ali Swanson L - 19 - AFF P-DB1 West Plains High School #1 (Andy Hanson)	L - 14 - Neg 9992 Clayton Russo L - 14 - Neg W-DB1 Ste. Genevieve High School #1 (Christia Gugel)	3-5 311	14th
Peter Petev	24.00 (2.00) 23.00 (1.00)	20.00 (3.00) 23.00 (1.00)	13.00 (3.00) 20.00 (4.00)	20.00 (4.00) 19.00 (2.00)	162.00	
Haran Kumar	25.00 (1.00) 23.00 (2.00)	19.00 (4.00) 14.00 (4.00)	11.00 (4.00) 23.00 (1.00)	21.00 (3.00) 13.00 (4.00)	149.00	
04 Neosho High School (5)	L - 01 - AFF 99915 Joe Hamaker W - 01 - AFF DA-DB1 Oakville High School #1 (Edward Tayl)	L - 08 - Neg DI-DB1 Lee's Summit High School (Nate Smith) W - 08 - Neg 99922 Chase Dobler	L - 14 - AFF CX-DB1 Central (Cape Girardeau) High School #1 (Perry Smi) W - 14 - AFF 99930 Sam Ferris	L - 16 - Neg 99918 Caitlyn Wicks W - 16 - Neg BC-DB1 Central (Springfield) High School (Jack Tuckness)	4-4 331	9th
Ian Cooley	25.00 (1.00) 21.00 (1.00)	15.00 (4.00) 22.00 (1.00)	19.00 (3.00) 25.00 (1.00)	16.00 (4.00) 24.00 (1.00)	167.00	
Hayden Houk	25.00 (2.00) 20.00 (2.00)	15.00 (3.00) 20.00 (3.00)	15.00 (4.00) 24.00 (2.00)	21.00 (2.00) 24.00 (2.00)	164.00	
05 Raymore-Peculiar High School (9)	W - 16 - AFF CX-DB1 Central (Cape Girardeau) High School #1 (Perry Smi) W - 16 - AFF 99924 Molly Hendrickson	W - 10 - Neg 99942 Max Konon W - 10 - Neg W-DB1 Ste. Genevieve High School #1 (Christia Gugel)	W - 01 - AFF A-DB1 Nixa High School (Jay Williamson) W - 01 - AFF 99948 Derek McGinnis	W - 08 - Neg 99938 Cameron O'Dell L - 08 - Neg DA-DB2 Oakville High School #2 (Erica Brown)	7-1 342	3rd
Austin Moulder	24.00 (1.00) 25.00 (1.00)	21.00 (3.00) 25.00 (1.00)	21.00 (1.00) 21.00 (1.00)	24.00 (1.00) 20.00 (3.00)	181.00	
Dalton Russell	22.00 (3.00) 22.00 (2.00)	22.00 (1.00) 23.00 (2.00)	19.00 (2.00) 19.00 (2.00)	19.00 (2.00) 15.00 (4.00)	161.00	
06 Neosho High School (5)	L - 07 - AFF 99920 Jackson Specker W - 07 - AFF AL-DB1 Platte County High School (Dana Hale)	L - 18 - Neg 99915 Joe Hamaker L - 18 - Neg D-DB1 Greenwood High School (Kristen Stout)	W - 02 - AFF DA-DB1 Oakville High School #1 (Edward Tayl) W - 02 - AFF 99918 Caitlyn Wicks	L - 09 - Neg 99916 Ruben Alonso L - 09 - Neg Z-DB2 Jefferson City High School #2 (Tim Maylander)	3-5 320	15th
Spencer Vansickle	17.00 (4.00) 24.00 (2.00)	24.00 (4.00) 21.00 (4.00)	21.00 (2.00) 14.00 (2.00)	20.00 (3.00) 17.00 (3.00)	158.00	
Taylor Minton	19.00 (3.00) 24.00 (1.00)	24.00 (3.00) 23.00 (3.00)	22.00 (1.00) 16.00 (1.00)	20.00 (4.00) 14.00 (4.00)	162.00	
07 Blue Springs High School (9)	W - 06 - Neg 99920 Jackson Specker L - 06 - Neg AL-DB1 Platte County High School (Dana Hale)	L - 13 - AFF P-DB1 West Plains High School #1 (Andy Hanson) W - 13 - AFF 99921 Payton Stillman	W - 11 - Neg N-DB1 Seneca High School (Rebecca DePriest) W - 11 - Neg 99915 Joe Hamaker	L - 15 - AFF 99912 Mikayla Throne W - 15 - AFF BH-DB1 Hickman High School (Sandy Welty)	5-3 341	7th
Jakob Lund	25.00 (1.00) 24.00 (4.00)	22.00 (3.00) 20.00 (1.00)	25.00 (1.00) 25.00 (2.00)	18.00 (2.00) 23.00 (1.00)	182.00	
Manuel Reyes	23.00 (2.00) 20.00 (3.00)	18.00 (4.00) 18.00 (2.00)	25.00 (2.00) 25.00 (1.00)	12.00 (4.00) 18.00 (3.00)	159.00	
08 Liberty North High School (3)	W - 13 - Neg O-DB1 Raytown High School (Mark Harris) L - 13 - Neg 99916 Ruben Alonso	W - 04 - AFF DI-DB1 Lee's Summit High School (Nate Smith) L - 04 - AFF 99922 Chase Dobler	W - 15 - Neg P-DB2 West Plains High School #2 (Sherry Harper) L - 15 - Neg 99919 Brenden Brower	W - 05 - AFF DA-DB2 Oakville High School #2 (Erica Brown) L - 05 - AFF 99938 Cameron O'Dell	4-4 337	10th
Bryn Ramos	20.00 (1.00) 20.00 (2.00)	25.00 (2.00) 20.00 (2.00)	25.00 (1.00) 20.00 (4.00)	23.00 (1.00) 17.00 (3.00)	170.00	
Selma Khalil	20.00 (3.00) 20.00 (4.00)	25.00 (1.00) 19.00 (4.00)	24.00 (2.00) 22.00 (2.00)	22.00 (2.00) 15.00 (4.00)	167.00	
09 Parkview High School (8)	W - 11 - Neg AK-DB2 Rock Bridge High School #2 (Nick Benham) W - 11 - Neg DI-DB1 Lee's Summit High School (Nate Smith)	W - 03 - AFF AP-DB1 Truman High School (Ambrosi) L - 03 - AFF 9998 Will Wheeler	L - 12 - Neg Z-DB1 Jefferson City High School #1 (Jordan Hart) W - 12 - Neg AL-DB1 Platte County High School (Dana Hale)	W - 06 - AFF 99916 Ruben Alonso W - 06 - AFF Z-DB2 Jefferson City High School #2 (Tim Maylander)	6-2 354	4th
Joel Bilyeu	23.00 (2.00) 25.00 (1.00)	25.00 (1.00) 18.00 (3.00)	15.00 (4.00) 24.00 (2.00)	24.00 (2.00) 22.00 (2.00)	176.00	
Emory Williams	24.00 (1.00) 25.00 (2.00)	22.00 (2.00) 19.00 (2.00)	17.00 (3.00) 24.00 (1.00)	24.00 (1.00) 23.00 (1.00)	178.00	

10 Carthage High School (5)	W - 15 - Neg BC-DB1 Central (Springfield) High School (Jack Tuckness) L - 15 - Neg 99936 Colton Hatfield	L - 05 - AFF W-DB1 Ste. Genevieve High School #1 (Christia Gugel) L - 05 - AFF 99942 Max Konon	L - 17 - Neg 99917 Kelsey Devasure L - 17 - Neg CO-DB1 Parkway West High School #1 (Cara Borgsmiller)	L - 20 - AFF O-DB1 Raytown High School (Mark Harris) L - 20 - AFF 9996 Kasey Eberth	1-7 301	18th
Emily Smith	20.00 (4.00) 22.00 (4.00)	15.00 (3.00) 19.00 (4.00)	17.00 (3.00) 19.00 (3.00)	20.00 (3.00) 19.00 (4.00)	151.00	
Adam Theis	22.00 (1.00) 21.00 (2.00)	13.00 (4.00) 22.00 (2.00)	14.00 (4.00) 16.00 (4.00)	20.00 (2.00) 22.00 (3.00)	150.00	
11 Ste. Genevieve High School (7)	L - 09 - AFF DI-DB1 Lee's Summit High School (Nate Smith) L - 09 - AFF AK-DB2 Rock Bridge High School #2 (Nick Benham)	L - 19 - Neg P-DB2 West Plains High School #2 (Sherry Harper) L - 19 - Neg 99916 Ruben Alonso	L - 07 - AFF 99915 Joe Hamaker L - 07 - AFF N-DB1 Seneca High School (Rebecca DePriest)	L - 18 - Neg 9995 Max Accardi L - 18 - Neg CQ-DB1 Blue Springs South High School (Kelli Morrill)	0-8 268	19th
Jycarra Smith	13.00 (4.00) 17.00 (4.00)	17.00 (4.00) 20.00 (4.00)	14.00 (4.00) 20.00 (4.00)	17.00 (3.00) 12.00 (4.00)	130.00	
Morgan Uzzell	13.00 (3.00) 18.00 (3.00)	19.00 (3.00) 20.00 (3.00)	20.00 (3.00) 20.00 (3.00)	14.00 (4.00) 14.00 (3.00)	138.00	
12 Pembroke Hill High School (9)	L - 18 - AFF A-DB1 Nixa High School (Jay Williamson) L - 18 - AFF 99919 Brenden Brower	W - 02 - Neg 9994 Holland Wilson W - 02 - Neg DA-DB2 Oakville High School #2 (Erica Brown)	L - 09 - AFF AL-DB1 Platte County High School (Dana Hale) W - 09 - AFF Z-DB1 Jefferson City High School #1 (Jordan Hart)	W - 19 - Neg 99915 Joe Hamaker L - 19 - Neg N-DB1 Seneca High School (Rebecca DePriest)	4-4 344	12th
Robert Cuddy	18.00 (2.00) 21.00 (4.00)	22.00 (2.00) 23.00 (1.00)	22.00 (3.00) 21.00 (1.00)	25.00 (3.00) 24.00 (3.00)	176.00	
Mulan Jiang	15.00 (4.00) 21.00 (3.00)	24.00 (1.00) 23.00 (2.00)	20.00 (4.00) 17.00 (2.00)	25.00 (1.00) 23.00 (4.00)	168.00	
13 Glendale High School (8)	L - 08 - AFF O-DB1 Raytown High School (Mark Harris) W - 08 - AFF 99916 Ruben Alonso	W - 07 - Neg P-DB1 West Plains High School #1 (Andy Hanson) L - 07 - Neg 99921 Payton Stillman	W - 18 - AFF CT-DB1 Carl Junction High School (Trent Henderson) L - 18 - AFF 99910 Phil Gibson	W - 02 - Neg AP-DB1 Truman High School (Ambrosi) W - 02 - Neg 99949 Michael Ward	5-3 348	6th
Gunner Noble	20.00 (4.00) 25.00 (1.00)	24.00 (1.00) 16.00 (4.00)	23.00 (1.00) 20.00 (2.00)	25.00 (2.00) 25.00 (1.00)	178.00	
Gillian Hoogstraet	20.00 (2.00) 20.00 (3.00)	23.00 (2.00) 17.00 (3.00)	23.00 (2.00) 19.00 (4.00)	25.00 (1.00) 23.00 (2.00)	170.00	
14 Lee's Summit West High School (9)	L - 17 - Neg 99914 Taleyna Morris L - 17 - Neg CT-DB1 Carl Junction High School (Trent Henderson)	W - 20 - AFF CH-DB1 Smithville High School #1 (Mitchell Kline) W - 20 - AFF 9997 Tom Serfass	W - 04 - Neg CX-DB1 Central (Cape Girardeau) High School #1 (Perry Smi L - 04 - Neg 99930 Sam Ferris	W - 03 - AFF W-DB1 Ste. Genevieve High School #1 (Christia Gugel) W - 03 - AFF 9992 Clayton Russo	5-3 344	5th
Caroline Williams	23.00 (2.00) 21.00 (1.00)	23.00 (3.00) 23.00 (2.00)	20.00 (2.00) 22.00 (4.00)	17.00 (3.00) 22.00 (2.00)	171.00	
Maggie O'connor	22.00 (3.00) 18.00 (4.00)	25.00 (1.00) 24.00 (1.00)	21.00 (1.00) 23.00 (3.00)	17.00 (1.00) 23.00 (1.00)	173.00	
15 Parkway Central High School (4)	L - 10 - AFF BC-DB1 Central (Springfield) High School (Jack Tuckness) W - 10 - AFF 99936 Colton Hatfield	W - 01 - Neg 99924 Molly Hendrickson L - 01 - Neg AL-DB1 Platte County High School (Dana Hale)	L - 08 - AFF P-DB2 West Plains High School #2 (Sherry Harper) W - 08 - AFF 99919 Brenden Brower	W - 07 - Neg 99912 Mikayla Throne L - 07 - Neg BH-DB1 Hickman High School (Sandy Welty)	4-4 319	11th
Abigail Flynn	20.00 (2.00) 23.00 (1.00)	20.00 (2.00) 18.00 (4.00)	23.00 (3.00) 23.00 (1.00)	19.00 (1.00) 15.00 (4.00)	161.00	
Shaunak Mailarpwar	20.00 (3.00) 21.00 (3.00)	25.00 (1.00) 20.00 (1.00)	20.00 (4.00) 21.00 (3.00)	15.00 (3.00) 16.00 (2.00)	158.00	
16 Jefferson City High School (4)	L - 05 - Neg CX-DB1 Central (Cape Girardeau) High School #1 (Perry Smi L - 05 - Neg 99924 Molly Hendrickson	W - 17 - AFF N-DB1 Seneca High School (Rebecca DePriest) W - 17 - AFF 99943 Burtenshaw	W - 20 - Neg 99916 Ruben Alonso L - 20 - Neg DI-DB1 Lee's Summit High School (Nate Smith)	W - 04 - AFF 99918 Caitlyn Wicks L - 04 - AFF BC-DB1 Central (Springfield) High School (Jack Tuckness)	4-4 335	13th
Yunxing Liao	23.00 (2.00) 22.00 (3.00)	22.00 (3.00) 19.00 (1.00)	20.00 (2.00) 20.00 (3.00)	20.00 (3.00) 22.00 (3.00)	168.00	
Michael Waggoner	19.00 (4.00) 19.00 (4.00)	25.00 (1.00) 19.00 (2.00)	20.00 (1.00) 20.00 (4.00)	24.00 (1.00) 21.00 (4.00)	167.00	
17 Liberty High School (3)	W - 14 - AFF 99914 Taleyna Morris W - 14 - AFF CT-DB1 Carl Junction High School (Trent Henderson)	L - 16 - Neg N-DB1 Seneca High School (Rebecca DePriest) L - 16 - Neg 99943 Burtenshaw	W - 10 - AFF 99917 Kelsey Devasure W - 10 - AFF CO-DB1 Parkway West High School #1 (Cara Borgsmiller)	L - 01 - Neg 99926 Ashley Martin W - 01 - Neg P-DB1 West Plains High School #1 (Andy Hanson)	5-3 335	8th
Derek Rhea	22.00 (4.00) 19.00 (3.00)	24.00 (2.00) 18.00 (3.00)	22.00 (1.00) 19.00 (2.00)	18.00 (4.00) 23.00 (3.00)	165.00	
Emma Kenney	24.00 (1.00) 21.00 (2.00)	20.00 (4.00) 18.00 (4.00)	20.00 (2.00) 24.00 (1.00)	18.00 (3.00) 25.00 (1.00)	170.00	
18 Ladue Horton Watkins High School (4)	W - 12 - Neg A-DB1 Nixa High School (Jay Williamson) W - 12 - Neg 99919 Brenden Brower	W - 06 - AFF D-DB1 Greenwood High School (Kristen Stout) W - 06 - AFF 99915 Joe Hamaker	L - 13 - Neg CT-DB1 Carl Junction High School (Trent Henderson) W - 13 - Neg 99910 Phil Gibson	W - 11 - AFF 9995 Max Accardi W - 11 - AFF CQ-DB1 Blue Springs South High School (Kelli Morrill)	7-1 361	2nd
Aramis Rickey	23.00 (1.00) 23.00 (1.00)	24.00 (2.00) 25.00 (2.00)	20.00 (4.00) 21.00 (1.00)	25.00 (2.00) 22.00 (2.00)	183.00	
Patrick Naughton	18.00 (3.00) 21.00 (2.00)	25.00 (1.00) 25.00 (1.00)	22.00 (3.00) 19.00 (3.00)	25.00 (1.00) 23.00 (1.00)	178.00	
19 Liberty North High School (3)	W - 20 - Neg DA-DB2 Oakville High School #2 (Erica Brown) W - 20 - Neg W-DB1 Ste. Genevieve High School #1 (Christia Gugel)	W - 11 - AFF P-DB2 West Plains High School #2 (Sherry Harper) W - 11 - AFF 99916 Ruben Alonso	W - 03 - Neg 99923 Ali Swanson W - 03 - Neg P-DB1 West Plains High School #1 (Andy Hanson)	L - 12 - AFF 99915 Joe Hamaker W - 12 - AFF N-DB1 Seneca High School (Rebecca DePriest)	7-1 366	1st
Sadik Mohamed					179.00	

	21.00 (2.00) 21.00 (2.00)	21.00 (2.00) 24.00 (2.00)	19.00 (1.00) 23.00 (3.00)	25.00 (4.00) 25.00 (2.00)		
Cameron Smith	22.00 (1.00) 23.00 (1.00)	22.00 (1.00) 25.00 (1.00)	22.00 (2.00) 23.00 (2.00)	25.00 (2.00) 25.00 (1.00)	187.00	
20 Greenwood High School (8)	L - 19 - AFF DA-DB2 Oakville High School #2 (Erica Brown) L - 19 - AFF W-DB1 Ste. Genevieve High School #1 (Christia Gugel)	L - 14 - Neg CH-DB1 Smithville High School #1 (Mitchell Kline) L - 14 - Neg 9997 Tom Serfass	L - 16 - AFF 99916 Ruben Alonso W - 16 - AFF DI-DB1 Lee's Summit High School (Nate Smith)	W - 10 - Neg O-DB1 Raytown High School (Mark Harris) W - 10 - Neg 9996 Kasey Eberth	3-5 311	16th
Zachary Flanders	16.00 (3.00) 12.00 (3.00)	24.00 (2.00) 22.00 (3.00)	20.00 (4.00) 25.00 (1.00)	22.00 (1.00) 24.00 (1.00)	165.00	
William Riley	14.00 (4.00) 10.00 (4.00)	22.00 (4.00) 20.00 (4.00)	20.00 (3.00) 25.00 (2.00)	18.00 (4.00) 17.00 (2.00)	146.00	

This tournament is being run using SpeechWire Tournament Services software - www.SpeechWire.com.
© 2004-2017 Ben Stewart - All Rights Reserved. SpeechWire version 4.21.006.

**MSHSAA State Championships
Dramatic Interpretation**

Code	Team	Dist.	Competitor(s)	Prelims		Rank total	Recips	Spkr. points	Drop B/W points	Prelim result
				1	2					
012	Truman High School	9	Jaggard Williams	2 (24), 1 (25)	1 (25), 1 (25)	5	3.50	99	25.00	1
017	Camdenton High School	6	Mayci Ford	5 (20), 6 (19)	4 (19), 3 (21)	18	0.95	79	19.50	19
021	Hillcrest High School	8	Trinidee Moi	6 (20), 5 (20)	7 (16), 5 (20)	23	0.71	76	20.00	23
034	Versailles High School	1	Jack Troyer	7 (22), 5 (20)	6 (17), 7 (16)	25	0.65	75	18.50	27
038	Butler High School	1	Kathryn Knox	7 (20), 5 (20)	6 (15), 6 (17)	24	0.68	72	18.50	25
040	Hickman High School	2	Secunda Kariuki	4 (22), 4 (21)	1 (24), 4 (22)	13	1.75	89	22.00	12
044	Gloria Deo Academy High School	8	Seder Acorn	6 (23), 4 (21)	4 (20), 3 (20)	17	1.00	84	20.50	14
046	Logan-Rogersville High School	8	Samantha Hedgorth	6 (13), 1 (25)	6 (21), 5 (20)	18	1.54	79	20.50	15
047	Mexico High School	2	Leon Brown	5 (23), 7 (17)	5 (22), 6 (20)	23	0.71	82	21.00	22
058	Reeds Spring High School	8	Salma Sanchez	3 (23), 3 (24)	2 (24), 1 (24)	9	2.16	95	24.00	6
066	Raymore-Peculiar High School	9	Austin Moulder	2 (23), 2 (24)	1 (25), 2 (24)	7	2.50	96	24.00	3
067	North Kansas City High School	3	Caleb DeWitt	1 (24), 2 (24)	5 (21), 3 (23)	11	2.03	92	23.50	9
068	Park Hill High School	3	Benjamin Tuimauga	1 (24), 4 (20)	2 (24), 1 (25)	8	2.75	93	24.00	4
069	Francis Howell North High School	4	Bryce Fletcher	3 (23), 6 (17)	4 (22), 5 (22)	18	0.95	84	22.00	18
071	Ste. Genevieve High School	7	Drew Fritsch	5 (13), 5 (19)	7 (11), 7 (16)	24	0.68	59	14.50	26
073	Neosho High School	5	Katelyn Marcoux	4 (23), 6 (18)	1 (25), 4 (19)	15	1.67	85	21.00	13
080	Blue Springs High School	9	William Judge-raynor	3 (24), 1 (25)	3 (23), 2 (24)	9	2.16	96	24.00	5
082	Liberty North High School	3	Bryce Tinkham	2 (25), 2 (25)	2 (25), 1 (25)	7	2.50	100	25.00	2
086	Lexington High School	1	Paige Tretter	7 (13), 3 (21)	7 (20), 7 (19)	24	0.75	73	19.50	24
091	Seckman High School	7	Kacey Waldrop	5 (21), 2 (25)	5 (18), 6 (18)	18	1.07	82	19.50	16
097	Carthage High School	5	Maquelle Huntley	2 (24), 3 (23)	3 (24), 2 (25)	10	1.66	96	24.00	8
101	Blue Springs South High School	9	Aubrey Pycior	3 (22), 1 (25)	3 (22), 2 (25)	9	2.16	94	23.50	7
107	St. James High School	6	Myla Picker	4 (16), 7 (16)	6 (20), 6 (21)	23	0.73	73	18.00	21
108	Jefferson City High School	4	Spenser Bartholomew	1 (25), 3 (25)	4 (23), 3 (24)	11	1.91	97	24.50	10
111	Pacific High School	6	DA'JAH BROYLES	1 (24), 6 (20)	2 (24), 4 (24)	13	1.92	92	24.00	11
113	Parkway Central High School	4	Ariella Mahoney	6 (20), 4 (24)	5 (19), 5 (18)	20	0.82	81	19.50	20
115	Cassville High School	5	JACOB WHITHAM	4 (22), 7 (21)	3 (20), 4 (20)	18	0.97	83	20.50	17

This tournament is being run using SpeechWire Tournament Services software - www.SpeechWire.com.
© 2004-2017 Ben Stewart - All Rights Reserved. SpeechWire version 4.21.006.

MSHSAA State Championships
Duet Acting

Code	Team	Dist.	Competitor(s)	Prelims		Rank total	Recips	Spkr. points	Drop B/W points	Prelim result
				1	2					
006	Harrisburg High School	2	Bailey O'Brian and Will Distefano	4 (22), 6 (22)	3 (23), 1 (24)	14	1.75	91	22.50	12
009	Odessa High School	1	Hannahmayer Doster and Mackenzie Scott	6 (20), 5 (22)	5 (18), 5 (21)	21	0.77	81	20.50	23
010	Kingston High School	6	Haley Jarvis and Jacee Boyer	3 (24), 3 (23)	5 (15), 6 (18)	17	1.03	80	20.50	16
014	Lee's Summit North High School	9	Tehya Robinson and Kristan Schlie	5 (21), 5 (21)	4 (20), 4 (22)	18	0.90	84	21.00	18
018	Raytown South High School	9	Nyla Woods and Trenton Chavez	5 (16), 3 (21)	4 (16), 3 (20)	15	1.11	73	18.00	15
019	Jackson High School	7	Madison Dowdy and Braxton Gill	6 (19), 6 (20)	6 (10), 6 (20)	24	0.68	69	19.50	25
041	Parkview High School	8	Halyann Terrell and Jaden Draper	4 (16), 5 (18)	7 (20), 4 (21)	20	0.84	75	19.00	21
042	Warsaw High School	1	Ashten Cunningham and Kathryn Ricke	6 (15), 7 (11)	5 (18), 2 (20)	20	1.01	64	16.50	19
043	Willard High School	8	Joseph Amundson and Cole Baker	5 (21), 7 (21)	2 (21), 4 (20)	18	1.09	83	21.00	17
046	Logan-Rogersville High School	8	Samantha Hedgorth and Britney Manary							
047	Mexico High School	2	Riley Given and Andrew Kristofferson	1 (23), 4 (20)	1 (23), 1 (21)	7	3.25	87	22.00	3
050	Marshfield High School	8	Emily Matthews and Parker Rader	2 (25), 2 (24)	3 (20), 3 (19)	10	1.66	88	22.00	8
051	Diamond High School	5	Jae Cowen and Hadley Butler	7 (13), 6 (15)	4 (22), 7 (19)	24	0.70	69	17.00	24
066	Raymore-Peculiar High School	9	Ian Fleming and Cameron Perry	1 (25), 1 (25)	1 (25), 2 (23)	5	3.50	98	25.00	1
067	North Kansas City High School	3	Caleb DeWitt and Kevin Nguyen	3 (16), 1 (24)	3 (23), 2 (24)	9	2.16	87	23.50	5
069	Francis Howell North High School	4	Bryce Fletcher and Audrey Baker	2 (22), 2 (23)	1 (25), 1 (25)	6	3.00	95	24.00	2
071	Ste. Genevieve High School	7	Thomas Engelman and Madison DeRousse	7 (19), 2 (24)	6 (17), 6 (10)	21	0.98	70	18.00	22
073	Neosho High School	5	Madelyn Enlow and Connor Hughes	3 (23), 1 (25)	6 (12), 5 (20)	15	1.70	80	21.50	13
082	Liberty North High School	3	Noah Graham and Courtney Carr	1 (25), 1 (25)	5 (21), 3 (22)	10	2.53	93	23.50	6
086	Lexington High School	1	Noah Roush and Morgen Nicodemus	5 (21), 5 (20)	3 (19), 2 (21)	15	1.23	81	20.50	14
092	West Plains High School	6	Allison Cook and Sarah Gill	2 (24), 3 (23)	2 (25), 3 (23)	10	1.66	95	23.50	7
108	Jefferson City High School	4	William Henrickson and Catherine Blotevogel	4 (22), 4 (22)	6 (21), 6 (20)	20	0.84	85	21.50	20
110	Grain Valley High School	9	Scott Overfield and Nicholas Elkins	1 (25), 4 (20)	4 (19), 4 (15)	13	1.75	79	19.50	10
111	Pacific High School	6	Ellie Schmidt and BRYAN LEE	4 (22), 2 (23)	2 (24), 5 (20)	13	1.45	89	22.50	11
112	Savannah High School	3	Allisen Hunter and Katrin Hunter	2 (24), 3 (23)	2 (21), 5 (15)	12	1.53	83	22.00	9
113	Parkway Central High School	4	Ariella Mahoney and Abigail Flynn	3 (23), 4 (23)	1 (22), 1 (22)	9	2.58	90	22.50	4

This tournament is being run using SpeechWire Tournament Services software - www.SpeechWire.com.
© 2004-2017 Ben Stewart - All Rights Reserved. SpeechWire version 4.21.006.

MSHSAA State Championships
Humorous Interpretation

Code	Team	Dist.	Competitor(s)	Prelims		Rank total	Recips	Spkr. points	Drop B/W points	Prelim result
				1	2					
003	Smith-Cotton High School	1	Kayla Reed	6 (15), 5 (21)	6 (20), 5 (13)	22	0.74	69	17.50	24
005	Purdy High School	5	Colby Boyd	5 (21), 7 (20)	7 (19), 3 (20)	22	0.81	80	20.00	21
006	Harrisburg High School	2	Jessica Justice	6 (19), 4 (15)	3 (22), 7 (17)	20	0.89	73	18.00	19
007	Central (Park Hills) High School	7	Michael Cantrell	7 (10), 6 (20)	6 (20), 4 (15)	23	0.73	65	17.50	26
015	Liberty High School	3	Sarah Keenan	2 (22), 4 (22)	1 (25), 1 (20)	8	2.75	89	22.00	4
021	Hillcrest High School	8	Trinidee Moi	6 (20), 3 (21)	4 (22), 6 (12)	19	0.92	75	20.50	18
025	Parkway West High School	4	Kristina Humphrey	5 (20), 5 (15)	5 (13), 6 (15)	21	0.77	63	15.00	20
030	Pleasant Hill High School	9	Alexander Whittington	2 (23), 2 (24)	2 (25), 5 (16)	11	1.70	88	23.50	7
031	Liberty (Wentzville) High School	4	Jake Denunzio	5 (15), 7 (19)	6 (18), 4 (20)	22	0.76	72	18.50	22
039	Oak Grove High School	9	Timothy Defoor	7 (19), 5 (20)	5 (20), 5 (19)	22	0.74	78	19.50	23
043	Willard High School	8	Brodee Turnbaugh	4 (21), 1 (24)	2 (24), 5 (15)	12	1.95	84	22.50	8
047	Mexico High School	2	Andrew Kristofferson	1 (24), 1 (24)	3 (23), 2 (20)	7	2.83	91	23.50	3
051	Diamond High School	5	Sarah Bryant	7 (18), 6 (15)	7 (10), 7 (14)	27	0.59	57	14.50	27
058	Reeds Spring High School	8	Sarah Bishop	1 (23), 1 (25)	3 (20), 4 (18)	9	2.58	86	21.50	5
061	Bolivar High School	8	Amanda Shields	3 (20), 3 (23)	4 (20), 2 (24)	12	1.41	87	21.50	10
068	Park Hill High School	3	Ethan Simon	5 (17), 4 (22)	3 (23), 6 (14)	18	0.95	76	19.50	17
075	Helias Catholic High School	6	Ben Stumpe	4 (19), 6 (21)	7 (15), 6 (18)	23	0.73	73	18.50	25
080	Blue Springs High School	9	Noah Hinton	3 (21), 5 (21)	5 (21), 1 (23)	14	1.73	86	21.00	12
082	Liberty North High School	3	Conner Paulson	4 (22), 1 (22)	1 (25), 1 (25)	7	3.25	94	23.50	1
086	Lexington High School	1	Sierra Soendker	1 (25), 2 (22)	1 (24), 3 (21)	7	2.83	92	23.00	2
091	Seckman High School	7	Zoe Tyler	3 (23), 4 (20)	6 (11), 2 (22)	15	1.25	76	21.00	16
092	West Plains High School	6	Allison Cook	4 (17), 3 (23)	4 (16), 3 (20)	14	1.16	76	18.50	14
097	Carthage High School	5	Elijah Paden	6 (14), 2 (24)	2 (22), 1 (25)	11	2.17	85	23.00	6
101	Blue Springs South High School	9	Katherine Coonce	1 (24), 2 (24)	5 (21), 4 (15)	12	1.95	84	22.50	8
106	Clinton High School	1	Elias Kraft	2 (23), 7 (15)	1 (25), 3 (20)	13	1.97	83	21.50	11
108	Jefferson City High School	4	William Henrickson	2 (24), 6 (20)	4 (22), 2 (21)	14	1.42	87	21.50	13
111	Pacific High School	6	WESLEY CURTIS	3 (22), 3 (17)	2 (24), 7 (12)	15	1.30	75	19.50	15

This tournament is being run using SpeechWire Tournament Services software - www.SpeechWire.com.
© 2004-2017 Ben Stewart - All Rights Reserved. SpeechWire version 4.21.006.

MSHSAA State Championships
International Extemporaneous Speaking

Code	Team	Dist.	Competitor(s)	Prelims		Rank total	Recips	Spkr. points	Drop B/W points	Prelim result
				1	2					
015	Liberty High School	3	Emma Kenney	2 (20), 2 (24)	4 (21), 1 (25)	9	2.25	90	22.50	6
017	Camdenton High School	6	Emily Zaretsky	5 (16), 5 (13)	5 (10), 5 (12)	20	0.80	51	12.50	18
020	Marquette High School	4	Rachel Pang	3 (17), 3 (20)	2 (21), 2 (20)	10	1.66	78	20.00	9
023	Warrensburg High School	1	Cassandra Marks	4 (12), 4 (16)	3 (14), 3 (19)	14	1.16	61	15.00	13
026	Pembroke Hill High School	9	Pallavi Jonnalagadda	1 (23), 1 (25)	4 (20), 2 (25)	8	2.75	93	24.00	3
036	Ladue Horton Watkins High School	4	Maya Mutic	2 (24), 3 (15)	1 (16), 2 (22)	8	2.33	77	19.00	5
040	Hickman High School	2	Maxwell Bradley	3 (20), 2 (21)	5 (12), 5 (12)	15	1.23	65	16.00	15
061	Bolivar High School	8	Dillion Lamb							
066	Raymore-Peculiar High School	9	Audrey Wartars							
073	Neosho High School	5	John Wallis	3 (19), 2 (22)	2 (24), 2 (24)	9	1.83	89	23.00	8
078	Eldon High School	6	Codi Wilson	6 (16), 6 (16)	5 (20), 5 (20)	22	0.74	72	18.00	20
082	Liberty North High School	3	Jacob Lozano	2 (25), 1 (23)	3 (22), 3 (24)	9	2.16	94	23.50	7
085	Poplar Bluff High School	7	Hamiz Mirza	4 (13), 4 (12)	4 (15), 4 (15)	16	1.00	55	14.00	17
089	Kickapoo High School	8	Connor Rothschild	1 (25), 1 (24)	1 (25), 1 (24)	4	4.00	98	24.50	1
095	Glendale High School	8	Grant Harris	3 (21), 4 (19)	1 (25), 3 (23)	11	1.91	88	22.00	10
097	Carthage High School	5	Anna Christianson	1 (25), 3 (20)	1 (25), 1 (25)	6	3.33	95	25.00	2
103	William Chrisman High School	9	Shawn Bunce	4 (21), 2 (22)	3 (18), 3 (18)	12	1.41	79	19.50	12
104	Tipton High School	1	Wyatt Schmidt	5 (2), 5 (3)	5 (19), 5 (20)	20	0.80	44	11.00	19
105	Rock Bridge High School	2	Chase Ford	5 (20), 5 (18)	4 (13), 1 (23)	15	1.65	74	19.00	14
108	Jefferson City High School	4	Michael Craighead	1 (24), 1 (22)	2 (24), 4 (23)	8	2.75	93	23.50	4
109	Lee's Summit West High School	9	Maggie O'connor	4 (20), 4 (16)	3 (22), 4 (21)	15	1.08	79	20.50	16
112	Savannah High School	3	Nathan Davis	2 (21), 3 (19)	2 (15), 4 (15)	11	1.58	70	17.00	11

This tournament is being run using SpeechWire Tournament Services software - www.SpeechWire.com.
 © 2004-2017 Ben Stewart - All Rights Reserved. SpeechWire version 4.21.006.

MSHSAA State Championships Lincoln-Douglas Debate

Competitor	Round 1	Round 2	Round 3	Round 4	Totals	Results
A Central (Springfield) High School (8)	L - P - Neg Z-DB2 Jefferson City High School #2 (Tim Maylander) W - P - Neg 99930 Sam Ferris	W - AA - AFF Z-DB1 Jefferson City High School #1 (Jordan Hart) W - AA - AFF 9995 Max Accardi	L - H - Neg AK-DB1 Rock Bridge High School #1 (Ben Niewoehner) L - H - Neg 9998 Will Wheeler	L - X - AFF BG-DB2 Ladue Horton Watkins High School #2 (Kathleen Merc) W - X - AFF 99921 Payton Stillman	4-4 377	16th
Isabel Lai	42.00 49.00	50.00 50.00	48.00 47.00	48.00 43.00	377.00	
AA Ste. Genevieve High School (7)	L - T - AFF BX-DB2 Liberty North High School #2 (Zach McGee) W - T - AFF 99925 Cindy Umana	L - A - Neg Z-DB1 Jefferson City High School #1 (Jordan Hart) L - A - Neg 9995 Max Accardi	L - Y - AFF CP-DB1 Liberty High School (Natalie Moyer) L - Y - AFF 99938 Cameron O'Dell	L - I - Neg 9998 Will Wheeler L - I - Neg BW-DB1 Parkway Central High School (Rob Proffitt)	1-7 359	22nd
Kayla Krigbaum	46.00 42.00	48.00 49.00	42.00 43.00	48.00 41.00	359.00	
B Mexico High School (2)	L - W - AFF Z-DB2 Jefferson City High School #2 (Tim Maylander) L - W - AFF 99930 Sam Ferris	L - G - Neg 9995 Max Accardi L - G - Neg Z-DB1 Jefferson City High School #1 (Jordan Hart)	W - Z - AFF 99922 Chase Dabler L - Z - AFF W-DB2 Ste. Genevieve High School #2 (Bre Uzzell)	W - S - Neg T-DB2 Glendale High School #2 (Allen Sutton) L - S - Neg 99946 Jonathan Stacey	2-6 359	20th
Brooke Ransom	43.00 47.00	49.00 43.00	49.00 42.00	50.00 42.00	359.00	
C Willard High School (8)	W - Y - AFF 99925 Cindy Umana L - Y - AFF BX-DB2 Liberty North High School #2 (Zach McGee)	L - I - Neg CO-DB1 Parkway West High School #1 (Cara Borgsmiller) L - I - Neg 99910 Phil Gibson	W - Q - AFF AK-DB2 Rock Bridge High School #2 (Nick Benham) W - Q - AFF 9991 David Bailey	W - V - Neg BX-DB1 Liberty North High School #1 (David Abeyta) W - V - Neg 99911 Gina Jensen	5-3 387	11th
Cole Baker	45.00 49.00	50.00 50.00	49.00 47.00	48.00 49.00	387.00	
D Neosho High School (5)	W - Z - AFF 0371 Trudy Kinman W - Z - AFF BG-DB1 Ladue Horton Watkins High School #1 (Molly Beck)	L - S - Neg 9996 Kasey Eberth L - S - Neg BG-DB2 Ladue Horton Watkins High School #2 (Kathleen Merc)	L - F - AFF 99921 Payton Stillman L - F - AFF DH-DB1 Raymore-Peculiar High School (Nicollette Thompson)	W - R - Neg T-DB2 Glendale High School #2 (Allen Sutton) L - R - Neg 99920 Jackson Specker	3-5 367	18th
Brent Olson	49.00 46.00	45.00 48.00	42.00 44.00	50.00 43.00	367.00	
E Smithville High School (3)	W - Q - AFF W-DB2 Ste. Genevieve High School #2 (Bre Uzzell) W - Q - AFF BG-DB1 Ladue Horton Watkins High School #1 (Molly Beck)	W - V - Neg 99919 Brenden Brower W - V - Neg T-DB1 Glendale High School #1 (Lexi Hunt)	L - M - AFF 99946 Jonathan Stacey W - M - AFF CO-DB2 Parkway West High School #2 (Heather Mudd)	W - W - Neg 9998 Will Wheeler W - W - Neg BW-DB1 Parkway Central High School (Rob Proffitt)	7-1 366	3rd
Katie Alexander	48.00 45.00	49.00 42.00	43.00 44.00	48.00 47.00	366.00	
F Oakville High School (4)	W - X - Neg D-DB1 Greenwood High School (Kristen Stout) W - X - Neg P-DB1 West Plains High School #1 (Andy Hanson)	W - N - AFF BX-DB1 Liberty North High School #1 (David Abeyta) W - N - AFF 99923 Ali Swanson	W - D - Neg 99921 Payton Stillman W - D - Neg DH-DB1 Raymore-Peculiar High School (Nicollette Thompson)	W - K - AFF BX-DB2 Liberty North High School #2 (Zach McGee) L - K - AFF 9991 David Bailey	8-0 388	2nd
Shaun Lamar	48.00 49.00	49.00 48.00	46.00 49.00	49.00 50.00	388.00	
G Carthage High School (5)	W - K - Neg DH-DB1 Raymore-Peculiar High School (Nicollette Thompson) L - K - Neg 99910 Phil Gibson	W - B - AFF Z-DB1 Jefferson City High School #1 (Jordan Hart) W - B - AFF 9995 Max Accardi	L - U - Neg 9998 Will Wheeler W - U - Neg AK-DB1 Rock Bridge High School #1 (Ben Niewoehner)	W - J - AFF D-DB1 Greenwood High School (Kristen Stout) W - J - AFF 99917 Kelsey Devasure	6-2 386	5th
Jessica Thomas	48.00 47.00	50.00 50.00	47.00 50.00	46.00 48.00	386.00	
H Marquette High School (4)	W - R - AFF 99913 Walter Watkins W - R - AFF CP-DB1 Liberty High School (Natalie Moyer)	L - T - Neg T-DB1 Glendale High School #1 (Lexi Hunt) L - T - Neg 99919 Brenden Brower	W - A - AFF AK-DB1 Rock Bridge High School #1 (Ben Niewoehner) W - A - AFF 9998 Will Wheeler	W - Y - Neg 99911 Gina Jensen L - Y - Neg BX-DB1 Liberty North High School #1 (David Abeyta)	5-3 367	10th
Preethi Sriraman	42.00 43.00	42.00 49.00	49.00 50.00	49.00 43.00	367.00	
I Savannah High School (3)	W - L - Neg D-DB1 Greenwood High School (Kristen Stout) W - L - Neg P-DB1 West Plains High School #1 (Andy Hanson)	W - C - AFF CO-DB1 Parkway West High School #1 (Cara Borgsmiller) W - C - AFF 99910 Phil Gibson	W - P - Neg 99946 Jonathan Stacey W - P - Neg CO-DB2 Parkway West High School #2 (Heather Mudd)	W - AA - AFF 9998 Will Wheeler W - AA - AFF BW-DB1 Parkway Central High School (Rob Proffitt)	8-0 392	1st
Nathan Davis	49.00 50.00	50.00 50.00	49.00 47.00	50.00 47.00	392.00	
J Dexter High School (7)	L - V - AFF AK-DB1 Rock Bridge High School #1 (Ben Niewoehner) W - V - AFF 9997 Tom Serfass	L - M - Neg BW-DB1 Parkway Central High School (Rob Proffitt) L - M - Neg 99911 Gina Jensen	L - W - AFF DH-DB1 Raymore-Peculiar High School (Nicollette Thompson) L - W - AFF 99921 Payton Stillman	L - G - Neg D-DB1 Greenwood High School (Kristen Stout) L - G - Neg 99917 Kelsey Devasure	1-7 351	24th
Macy Cecil	42.00 45.00	47.00 44.00	43.00 40.00	44.00 46.00	351.00	
K Parkway High School (8)	L - G - AFF DH-DB1 Raymore-Peculiar High School (Nicollette Thompson) W - G - AFF 99910 Phil Gibson	L - Z - Neg 99911 Gina Jensen W - Z - Neg BW-DB1 Parkway Central High School (Rob Proffitt)	L - S - AFF 99922 Chase Dabler L - S - AFF W-DB2 Ste. Genevieve High School #2 (Bre Uzzell)	L - F - Neg 9991 David Bailey L - F - Neg BX-DB2 Liberty North High School #2 (Zach McGee)	2-6 367	19th
Andre Swai	46.00 48.00	47.00 46.00	42.00 43.00	47.00 48.00	367.00	

L Rockhurst High School (9)	L - I - AFF D-DB1 Greenwood High School (Kristen Stout) L - I - AFF P-DB1 West Plains High School #1 (Andy Hanson)	W - Q - Neg T-DB2 Glendale High School #2 (Allen Sutton) W - Q - Neg 99936 Colton Hatfield	W - V - AFF CP-DB1 Liberty High School (Natalie Moyer) W - V - AFF 99938 Cameron O'Dell	L - M - Neg 99921 Payton Stillman L - M - Neg BG-DB2 Ladue Horton Watkins High School #2 (Kathleen Merc)	4-4 374	17th
Clayton Anderson	46.00 48.00	50.00 48.00	43.00 47.00	45.00 47.00	374.00	
M Hickman High School (2)	L - U - Neg 99913 Walter Watkins L - U - Neg CP-DB1 Liberty High School (Natalie Moyer)	W - J - AFF BW-DB1 Parkway Central High School (Rob Proffitt) W - J - AFF 99911 Gina Jensen	W - E - Neg 99946 Jonathan Stacey L - E - Neg CO-DB2 Parkway West High School #2 (Heather Mudd)	W - L - AFF 99921 Payton Stillman W - L - AFF BG-DB2 Ladue Horton Watkins High School #2 (Kathleen Merc)	5-3 368	7th
Maxwell Bradley	42.00 44.00	44.00 49.00	49.00 45.00	46.00 49.00	368.00	
N Blue Springs High School (9)	W - S - AFF 9997 Tom Serfass L - S - AFF AK-DB1 Rock Bridge High School #1 (Ben Niewoehner)	L - F - Neg 99923 Ali Swanson L - F - Neg BX-DB1 Liberty North High School #1 (David Abeyta)	W - R - AFF 9991 David Bailey W - R - AFF AK-DB2 Rock Bridge High School #2 (Nick Benham)	L - T - Neg D-DB1 Greenwood High School (Kristen Stout) W - T - Neg 99917 Kelsey Devasure	4-4 362	13th
Caleb Shull	47.00 46.00	44.00 48.00	46.00 48.00	35.00 48.00	362.00	
P Carthage High School (5)	W - A - AFF Z-DB2 Jefferson City High School #2 (Tim Maylander) L - A - AFF 99930 Sam Ferris	L - Y - Neg 99936 Colton Hatfield W - Y - Neg T-DB2 Glendale High School #2 (Allen Sutton)	L - I - AFF 99946 Jonathan Stacey L - I - AFF CO-DB2 Parkway West High School #2 (Heather Mudd)	W - Q - Neg 99945 Thompson W - Q - Neg Z-DB1 Jefferson City High School #1 (Jordan Hart)	4-4 372	15th
Grace Kennedy	43.00 48.00	48.00 50.00	43.00 44.00	49.00 47.00	372.00	
Q Lafayette County High School (1)	L - E - Neg W-DB2 Ste. Genevieve High School #2 (Bre Uzzell) L - E - Neg BG-DB1 Ladue Horton Watkins High School #1 (Molly Beck)	L - L - AFF T-DB2 Glendale High School #2 (Allen Sutton) L - L - AFF 99936 Colton Hatfield	L - C - Neg 9991 David Bailey L - C - Neg AK-DB2 Rock Bridge High School #2 (Nick Benham)	L - P - AFF 99945 Thompson L - P - AFF Z-DB1 Jefferson City High School #1 (Jordan Hart)	0-8 351	26th
Ross Simmons	36.00 39.00	49.00 47.00	44.00 47.00	45.00 44.00	351.00	
R Ste. Genevieve High School (7)	L - H - Neg 99913 Walter Watkins L - H - Neg CP-DB1 Liberty High School (Natalie Moyer)	L - X - AFF CO-DB1 Parkway West High School #1 (Cara Borgsmiller) L - X - AFF 99910 Phil Gibson	L - N - Neg AK-DB2 Rock Bridge High School #2 (Nick Benham) L - N - Neg 9991 David Bailey	L - D - AFF T-DB2 Glendale High School #2 (Allen Sutton) W - D - AFF 99920 Jackson Specker	1-7 352	25th
Madison DeRousse	38.00 42.00	47.00 45.00	46.00 42.00	49.00 43.00	352.00	
S Park Hill South High School (3)	L - N - Neg 9997 Tom Serfass W - N - Neg AK-DB1 Rock Bridge High School #1 (Ben Niewoehner)	W - D - AFF 9996 Kasey Eberth W - D - AFF BG-DB2 Ladue Horton Watkins High School #2 (Kathleen Merc)	W - K - Neg 99922 Chase Dabler W - K - Neg W-DB2 Ste. Genevieve High School #2 (Bre Uzzell)	W - B - AFF 99946 Jonathan Stacey L - B - AFF T-DB2 Glendale High School #2 (Allen Sutton)	6-2 369	6th
Madeleine Mueller	45.00 47.00	47.00 49.00	43.00 44.00	45.00 49.00	369.00	
T Neosho High School (5)	W - AA - Neg BX-DB2 Liberty North High School #2 (Zach McGee) L - AA - Neg 99925 Cindy Umana	W - H - AFF T-DB1 Glendale High School #1 (Lexi Hunt) W - H - AFF 99919 Brenden Brower	W - X - Neg 99924 Molly Hendrickson L - X - Neg BG-DB1 Ladue Horton Watkins High School #1 (Molly Beck)	W - N - AFF D-DB1 Greenwood High School (Kristen Stout) L - N - AFF 99917 Kelsey Devasure	5-3 364	12th
Jacob Holcomb	49.00 40.00	44.00 47.00	49.00 42.00	46.00 47.00	364.00	
U Clayton High School (4)	W - M - AFF CP-DB1 Liberty High School (Natalie Moyer) W - M - AFF 99913 Walter Watkins	W - W - Neg BX-DB1 Liberty North High School #1 (David Abeyta) L - W - Neg 99923 Ali Swanson	W - G - AFF 9998 Will Wheeler L - G - AFF AK-DB1 Rock Bridge High School #1 (Ben Niewoehner)	W - Z - Neg 9991 David Bailey W - Z - Neg BX-DB2 Liberty North High School #2 (Zach McGee)	6-2 376	4th
Maria (marysia) Hyrc	46.00 43.00	48.00 44.00	48.00 49.00	48.00 50.00	376.00	
V Oakville High School (4)	W - J - Neg AK-DB1 Rock Bridge High School #1 (Ben Niewoehner) L - J - Neg 9997 Tom Serfass	L - E - AFF 99919 Brenden Brower L - E - AFF T-DB1 Glendale High School #1 (Lexi Hunt)	L - L - Neg 99938 Cameron O'Dell L - L - Neg CP-DB1 Liberty High School (Natalie Moyer)	L - C - AFF 99911 Gina Jensen L - C - AFF BX-DB1 Liberty North High School #1 (David Abeyta)	1-7 356	23rd
Olivia Rauls	46.00 42.00	48.00 42.00	43.00 41.00	48.00 46.00	356.00	
W Kickapoo High School (8)	W - B - Neg Z-DB2 Jefferson City High School #2 (Tim Maylander) W - B - Neg 99930 Sam Ferris	L - U - AFF BX-DB1 Liberty North High School #1 (David Abeyta) W - U - AFF 99923 Ali Swanson	W - J - Neg DH-DB1 Raymore-Peculiar High School (Nicollette Thompson) W - J - Neg 99921 Payton Stillman	L - E - AFF 9998 Will Wheeler L - E - AFF BW-DB1 Parkway Central High School (Rob Proffitt)	5-3 356	8th
Anna Weiner	48.00 49.00	42.00 46.00	44.00 44.00	39.00 44.00	356.00	
X Maryville High School (3)	L - F - AFF D-DB1 Greenwood High School (Kristen Stout) L - F - AFF P-DB1 West Plains High School #1 (Andy Hanson)	W - R - Neg CO-DB1 Parkway West High School #1 (Cara Borgsmiller) W - R - Neg 99910 Phil Gibson	L - T - AFF 99924 Molly Hendrickson W - T - AFF BG-DB1 Ladue Horton Watkins High School #1 (Molly Beck)	W - A - Neg BG-DB2 Ladue Horton Watkins High School #2 (Kathleen Merc) L - A - Neg 99921 Payton Stillman	4-4 370	14th
Makaylah Merrill-Jones	47.00 47.00	48.00 48.00	48.00 44.00	49.00 39.00	370.00	
Y Lee's Summit West High School (9)	L - C - Neg 99925 Cindy Umana W - C - Neg BX-DB2 Liberty North High School #2 (Zach McGee)	W - P - AFF 99936 Colton Hatfield L - P - AFF T-DB2 Glendale High School #2 (Allen Sutton)	W - AA - Neg 99938 Cameron O'Dell W - AA - Neg CP-DB1 Liberty High School (Natalie Moyer)	L - H - AFF 99911 Gina Jensen W - H - AFF BX-DB1 Liberty North High School #1 (David Abeyta)	5-3 378	9th
Indea Cousin					378.00	

	43.00 50.00	48.00 49.00	47.00 46.00	48.00 47.00		
Z Pembroke Hill High School (9)	L - D - Neg BG-DB1 Ladue Horton Watkins High School #1 (Molly Beck) L - D - Neg 0371 Trudy Kinman	W - K - AFF 99911 Gina Jensen L - K - AFF BW-DB1 Parkway Central High School (Rob Proffitt)	L - B - Neg 99922 Chase Dabler W - B - Neg W-DB2 Ste. Genevieve High School #2 (Bre Uzzell)	L - U - AFF 9991 David Bailey L - U - AFF BX-DB2 Liberty North High School #2 (Zach McGee)	2-6 368	21st
Pallavi Jonnalagadda	44.00 48.00	49.00 44.00	42.00 46.00	47.00 48.00	368.00	

This tournament is being run using SpeechWire Tournament Services software - www.SpeechWire.com.
© 2004-2017 Ben Stewart - All Rights Reserved. SpeechWire version 4.21.006.

**MSHSAA State Championships
One-Act Play**

Code	Team	Dist.	Competitor(s)	Prelim result
003	Smith-Cotton High School	1	Chandler Gray, Michael Holman, Sharra Gilger and Olivia Smit	
015	Liberty High School	3	Sydney McBee, Kelsey Pierce, Claire Ackerman, Moroni Lehnard	
019	Jackson High School	7	Audrey Allen, Casey Webb, Alexis Hanks, Kyra Pearl, William	
027	Raytown High School	9	Raynesha Green, Nick Schwab, Grace Little, Anisah Marshall,	
041	Parkview High School	8	Audra Jones, Audrey Morton, Ciara Siebert and Kaitlyn Kuhner	
043	Willard High School	8	Madison Davis, Ethan Gambriel, Isaiah Agcaoili, Brooke Willi	
047	Mexico High School	2	Kylie Yeast, Melodie Beasley, Elizabeth Finck, Andrew Kristo	
053	Osage High School	6	Christian Gonnella, Gage Swofford, Blake Johnson, Raymond Ho	
062	St. Francis Borgia High School	6	Brooke Holzem, Andrew Carter, Kaylee Niederholtmeyer, Rebecc	
066	Raymore-Peculiar High School	9	Jesse Turos, Tayler Bates, Logan Daniels, Nathan Thurman, Ma	
074	College Heights Christian High School	5	Jacob Knudsen, Daniel Estep, Zane Leavens, Hannah Bagley, Ma	
082	Liberty North High School	3	Nathan Meshau, Hannah Samson , Ayriana Haney, Sean Peters	
086	Lexington High School	1	Molly Chandra, Michael Summerlin, Morgen Nicodemus, Payton	
091	Seckman High School	7	Elizabeth Albers, Ayezack Tandy, Cameron Laponsie, Bradley T	
097	Carthage High School	5	Colten Owens, Elizabeth Stubbs, Joseph John-Ramos, Jessica W	
100	DeSmet High School	4	David Braun, Daniel Cogan, Luis Mejia-ahrens, John Cary, Jon	

This tournament is being run using SpeechWire Tournament Services software - www.SpeechWire.com.
© 2004-2017 Ben Stewart - All Rights Reserved. SpeechWire version 4.21.006.

**MSHSAA State Championships
Original Oratory**

Code	Team	Dist.	Competitor(s)	Prelims		Rank total	Recips	Spkr. points	Drop B/W points	Prelim result
				1	2					
004	Clayton High School	4	Jacob Blair	5 (21), 5 (21)	3 (22), 4 (19)	17	0.98	83	21.00	18
006	Harrisburg High School	2	Gracie Williams	5 (22), 3 (21)	6 (17), 7 (15)	21	0.84	75	19.00	20
015	Liberty High School	3	Abigail Schulte	6 (20), 4 (22)	7 (16), 4 (20)	21	0.81	78	20.00	21
019	Jackson High School	7	Mary Scott	4 (21), 6 (20)	5 (20), 6 (18)	21	0.79	79	20.00	22
021	Hillcrest High School	8	Taylor Williams	6 (21), 3 (22)	5 (19), 3 (21)	17	1.03	83	21.00	17
027	Raytown High School	9	Keira Burton	2 (24), 5 (20)	3 (22), 6 (17)	16	1.20	83	21.00	15
033	Staley High School	3	Sumaiya Alam	5 (21), 2 (23)	5 (20), 2 (20)	14	1.40	84	20.50	12
043	Willard High School	8	Evan Kirksey	2 (24), 1 (25)	2 (22), 3 (21)	8	2.33	92	23.00	5
049	Fair Grove High School	8	Amanda Orr	2 (25), 6 (18)	6 (19), 5 (13)	19	1.04	75	18.50	19
054	Joplin High School	5	Megan Petersen	4 (22), 6 (20)	6 (19), 6 (15)	22	0.76	76	19.50	24
057	Windsor (Imperial) High School	7	Madeline Bennett	7 (20), 7 (19)	7 (16), 7 (15)	28	0.56	70	17.50	26
065	Lafayette County High School	1	Ross Simmons	1 (25), 1 (24)	5 (20), 1 (25)	8	3.20	94	24.50	2
068	Park Hill High School	3	Mary Lehmann	4 (23), 4 (20)	1 (24), 3 (21)	12	1.83	88	22.00	10
073	Neosho High School	5	Ian Cooley	6 (19), 4 (22)	6 (19), 1 (23)	17	1.59	83	20.50	16
075	Helias Catholic High School	6	Brian Kirchhoff	6 (22), 5 (19)	4 (21), 6 (13)	21	0.79	75	20.00	23
079	Sacred Heart High School	1	Emma Rollings	3 (22), 3 (23)	2 (23), 3 (19)	11	1.49	87	22.50	9
080	Blue Springs High School	9	Nafkot Seife	1 (25), 1 (24)	3 (22), 4 (20)	9	2.58	91	23.00	6
081	Oakville High School	4	Shaun Lamar	4 (22), 6 (18)	3 (21), 2 (22)	15	1.25	83	21.50	14
089	Kickapoo High School	8	Connor Rothschild	2 (24), 1 (25)	2 (23), 2 (24)	7	2.50	96	24.00	1
092	West Plains High School	6	Sarah Gill	1 (25), 5 (21)	4 (21), 5 (16)	15	1.65	83	21.00	13
097	Carthage High School	5	Jessica Thomas	3 (24), 2 (23)	4 (20), 2 (22)	11	1.58	89	22.50	8
101	Blue Springs South High School	9	Sareen Khakh	1 (25), 2 (24)	1 (23), 4 (20)	8	2.75	92	23.50	3
102	Marshall High School	1	Bailee Varner	7 (21), 7 (16)	4 (21), 5 (19)	23	0.73	77	20.00	25
105	Rock Bridge High School	2	Kristine Cho	3 (23), 4 (21)	1 (24), 1 (21)	9	2.58	89	22.00	7
111	Pacific High School	6	Ellie Schmidt	3 (23), 3 (23)	1 (24), 1 (25)	8	2.66	95	23.50	4
113	Parkway Central High School	4	Kayla Benjamin	5 (20), 2 (24)	2 (23), 5 (18)	14	1.40	85	21.50	11

This tournament is being run using SpeechWire Tournament Services software - www.SpeechWire.com.
© 2004-2017 Ben Stewart - All Rights Reserved. SpeechWire version 4.21.006.

**MSHSAA State Championships
Poetry Reading**

Code	Team	Dist.	Competitor(s)	Prelims		Rank total	Recips	Spkr. points	Drop B/W points	Prelim result
				1	2					
006	Harrisburg High School	2	Tristan Forbis	7 (11), 2 (22)	7 (13), 6 (17)	22	0.95	63	15.00	25
007	Central (Park Hills) High School	7	Mikayla Watkins	3 (23), 3 (20)	7 (15), 3 (22)	16	1.13	80	21.00	12
015	Liberty High School	3	Olivia Floro	3 (20), 7 (16)	3 (22), 5 (18)	18	1.00	76	19.00	18
018	Raytown South High School	9	Brandon Guzman	1 (25), 6 (21)	6 (16), 4 (21)	17	1.59	83	21.00	14
019	Jackson High School	7	Dustin Wright	2 (23), 4 (19)	6 (14), 2 (21)	14	1.42	77	20.00	9
020	Marquette High School	4	Madison Lakamp	7 (18), 3 (20)	2 (23), 1 (25)	13	1.97	86	21.50	5
023	Warrensburg High School	1	Shania Montufar	5 (19), 4 (22)	4 (20), 6 (20)	19	0.87	81	20.00	24
025	Parkway West High School	4	Jesse Calvert	3 (21), 7 (21)	1 (22), 3 (20)	14	1.80	84	21.00	8
030	Pleasant Hill High School	9	Fernanda Sierra	5 (22), 2 (23)	4 (18), 7 (16)	18	1.09	79	20.00	16
042	Warsaw High School	1	Caitlin Easter	4 (17), 4 (19)	8 (17), 8 (14)	24	0.76	67	17.00	26
043	Willard High School	8	Ethan Palumbo	5 (15), 6 (17)	4 (19), 1 (25)	16	1.62	76	18.00	10
047	Mexico High School	2	Kylie Yeast	4 (20), 1 (24)	2 (24), 6 (17)	13	1.92	85	22.00	6
049	Fair Grove High School	8	Amanda Orr	3 (22), 6 (15)	3 (19), 4 (19)	16	1.08	75	19.00	13
053	Osage High School	6	Ashlynn Doyle	4 (22), 1 (23)	7 (18), 7 (15)	19	1.53	78	20.00	22
055	Branson High School	8	Lance Junck	1 (25), 1 (25)	1 (25), 1 (24)	4	4.00	99	25.00	1
056	Oak Park High School	3	Amira Nuur	8 (16), 7 (14)	5 (19), 4 (22)	24	0.72	71	17.50	27
066	Raymore-Peculiar High School	9	Trevor Diepenbrock	1 (23), 1 (25)	1 (24), 2 (24)	5	3.50	96	24.00	2
067	North Kansas City High School	3	Alyssa Heyer	7 (20), 5 (14)	5 (17), 7 (17)	24	0.68	68	17.00	28
074	College Heights Christian High School	5	Nyasha Bgoni	2 (23), 3 (23)	2 (21), 1 (22)	8	2.33	89	22.50	3
075	Helias Catholic High School	6	Maura Shimmens	6 (13), 3 (21)	6 (17), 3 (23)	18	1.00	74	19.00	19
086	Lexington High School	1	Bethany Woods	5 (21), 5 (18)	3 (21), 5 (20)	18	0.93	80	20.50	20
088	Webb City High School	5	Briana Blair-arnall	6 (22), 7 (12)	7 (15), 7 (19)	27	0.59	68	17.00	29
091	Seckman High School	7	Kacey Waldrop	7 (16), 5 (21)	5 (20), 2 (22)	19	1.04	79	20.50	23
092	West Plains High School	6	Kaitlin Lee	2 (24), 6 (13)	5 (16), 5 (18)	18	1.07	71	17.00	17
095	Glendale High School	8	Kaitlyn West	6 (18), 2 (23)	3 (21), 5 (21)	16	1.20	83	21.00	11
101	Blue Springs South High School	9	Kelsey Brock	1 (24), 2 (21)	4 (21), 3 (20)	10	2.08	86	21.00	4
105	Rock Bridge High School	2	Rebecca Wells	6 (20), 8 (13)	2 (24), 2 (24)	18	1.30	81	22.00	15
108	Jefferson City High School	4	Catherine Blotevogel	4 (23), 4 (19)	6 (19), 4 (19)	18	0.92	80	19.00	21
115	Cassville High School	5	Alex Mackey	2 (21), 5 (18)	1 (25), 6 (18)	14	1.87	82	19.50	7

This tournament is being run using SpeechWire Tournament Services software - www.SpeechWire.com.
© 2004-2017 Ben Stewart - All Rights Reserved. SpeechWire version 4.21.006.

**MSHSAA State Championships
Prose Reading**

Code	Team	Dist.	Competitor(s)	Prelims		Rank total	Recips	Spkr. points	Drop B/W points	Prelim result
				1	2					
006	Harrisburg High School	2	Bailey O'Brian	4 (20), 1 (25)	5 (15), 5 (20)	15	1.65	80	20.00	13
011	Bronaugh High School	5	Gavin McNeely	3 (21), 3 (22)	3 (18), 6 (19)	15	1.16	80	20.00	14
015	Liberty High School	3	Alexis Yeager	5 (19), 4 (20)	1 (24), 4 (21)	14	1.70	84	20.50	8
017	Camdenton High School	6	Shelby Mount							
020	Marquette High School	4	Preeethi Sriraman	3 (21), 3 (22)	2 (23), 1 (25)	9	2.16	91	22.50	5
022	Doniphan High School	7	Alexis Earwin	6 (18), 6 (17)	6 (17), 7 (19)	25	0.65	71	17.50	26
023	Warrensburg High School	1	Grace Kennedy	5 (21), 5 (20)	6 (18), 6 (15)	22	0.74	74	19.00	24
028	Hermann High School	6	Aleighta Maddox	2 (24), 8 (16)	7 (16), 7 (13)	24	0.91	69	16.00	25
040	Hickman High School	2	Sophia Romero-Compain	3 (23), 3 (21)	5 (18), 3 (21)	14	1.19	83	21.00	10
044	Gloria Deo Academy High School	8	Seder Acorn	1 (25), 2 (22)	3 (22), 2 (24)	8	2.33	93	23.00	3
045	Brentwood High School	4	Madhumathi Vjayalingam	5 (19), 5 (19)	8 (15), 8 (12)	26	0.66	65	17.00	27
050	Marshfield High School	8	Emily Matthews	1 (23), 2 (23)	4 (15), 5 (18)	12	1.95	79	20.50	7
057	Windsor (Imperial) High School	7	Jessika Banderman	8 (14), 6 (17)	6 (14), 7 (18)	27	0.61	63	15.50	28
064	Park Hill South High School	3	Joshua Boster	7 (20), 4 (20)	3 (17), 1 (23)	15	1.72	80	20.00	11
066	Raymore-Peculiar High School	9	Madilynn Herrell	5 (21), 7 (17)	4 (20), 5 (21)	21	0.79	79	20.50	22
069	Francis Howell North High School	4	Bryce Fletcher	2 (24), 1 (24)	2 (20), 1 (24)	6	3.00	92	24.00	1
073	Neosho High School	5	Emily Evans	6 (18), 7 (15)	1 (24), 3 (23)	17	1.64	80	20.50	18
079	Sacred Heart High School	1	Sarah Rollings	2 (22), 2 (23)	2 (18), 2 (22)	8	2.00	85	22.00	4
080	Blue Springs High School	9	Alexis Gerken	2 (22), 4 (21)	3 (21), 5 (19)	14	1.28	83	21.00	9
088	Webb City High School	5	Briana Blair-arnall	6 (16), 4 (20)	5 (15), 4 (21)	19	0.87	72	18.00	21
090	Republic High School	8	Jarrett Long	7 (17), 3 (22)	4 (17), 3 (22)	17	1.05	78	19.50	19
091	Seckman High School	7	Zoe Tyler	4 (20), 6 (17)	4 (21), 1 (24)	15	1.67	82	20.50	12
095	Glendale High School	8	Madison Allman	7 (17), 5 (18)	2 (21), 2 (23)	16	1.34	79	19.50	16
101	Blue Springs South High School	9	Katherine Coonce	1 (24), 1 (25)	6 (15), 3 (22)	11	2.50	86	23.00	6
106	Clinton High School	1	Paige Howard	3 (21), 1 (24)	7 (16), 6 (20)	17	1.64	81	20.50	17
110	Grain Valley High School	9	Zephaniah Felden	4 (22), 6 (17)	7 (13), 2 (23)	19	1.06	75	19.50	20
111	Pacific High School	6	NOAH SPRICK	6 (20), 7 (16)	5 (18), 4 (22)	22	0.76	76	19.00	23
112	Savannah High School	3	Allisen Hunter	1 (24), 2 (24)	1 (22), 4 (20)	8	2.75	90	23.00	2
114	Salisbury High School	2	Stran Henry	4 (21), 5 (17)	1 (19), 6 (16)	16	1.62	73	18.00	15

**MSHSAA State Championships
Public Forum Debate**

Competitor	Round 1	Round 2	Round 3	Round 4	Round 5	Totals	Results
31 Carl Junction High School (5)	L - 48 - Neg AH-DB1 Savannah High School (Cody Proctor) L - 48 - Neg 99941 Micah Joseph	W - 50 - Neg AO-DB1 Rockhurst High School (Helt) L - 50 - Neg 99944 Orban	L - 40 - Neg AI-DB1 Parkview High School (Andrew Hart) L - 40 - Neg 1081 Makayla	L - 44 - Neg 99910 Phil Gibson L - 44 - Neg Y-DB1 Pembroke Hill High School (Justin Smith)		1-7 662	24th
Maximillian Hostetter	42.00 (3.00) 42.00 (3.00)	42.00 (3.00) 46.00 (2.00)	41.00 (3.00) 41.00 (4.00)	42.00 (2.00) 35.00 (3.00)		331.00	
Kieran Newman	42.00 (4.00) 42.00 (4.00)	42.00 (2.00) 46.00 (3.00)	41.00 (4.00) 41.00 (3.00)	42.00 (4.00) 35.00 (4.00)		331.00	
32 Carthage High School (5)	W - 49 - AFF 99941 Micah Joseph W - 49 - AFF AH-DB1 Savannah High School (Cody Proctor)	L - 35 - AFF 99929 Jevon Bausby L - 35 - AFF BH-DB1 Hickman High School (Sandy Welty)	W - 55 - AFF CH-DB2 Smithville High School #2 (Alex Bolick) W - 55 - AFF 99920 Jackson Specker	W - 43 - Neg F-DB1 Mexico High School (Laura Loudenslager) W - 43 - Neg 99919 Brenden Brower		6-2 776	4th
Megan Christianson	50.00 (2.00) 47.00 (3.00)	47.00 (2.00) 48.00 (4.00)	47.00 (3.00) 49.00 (1.00)	50.00 (1.00) 50.00 (1.00)		388.00	
Dylan Calhoon	50.00 (1.00) 47.00 (1.00)	47.00 (3.00) 48.00 (1.00)	47.00 (1.00) 49.00 (2.00)	50.00 (2.00) 50.00 (2.00)		388.00	
33 Oakville High School (4)	W - 56 - AFF 9994 Holland Wilson W - 56 - AFF CH-DB1 Smithville High School #1 (Mitchell Kline)	W - 49 - AFF BT-DB1 Park Hill South High School (Jennifer Holden) L - 49 - AFF 99947 Wicks	W - 35 - AFF BY-DB1 Lafayette County High School (Amanda Yoder) W - 35 - AFF 99911 Gina Jensen	W - 55 - AFF CE-DB1 Neosho High School #1 (David Watkins) W - 55 - AFF 99948 Derek McGinnis		7-1 744	3rd
Sohrab Azad	45.00 (2.00) 48.00 (3.00)	50.00 (2.00) 42.00 (4.00)	47.00 (1.00) 49.00 (2.00)	48.00 (1.00) 43.00 (2.00)		372.00	
Ryan Westwood	45.00 (3.00) 48.00 (4.00)	50.00 (1.00) 42.00 (3.00)	47.00 (3.00) 49.00 (1.00)	48.00 (2.00) 43.00 (1.00)		372.00	
34 Parkway South High School (4)	L - 37 - Neg 9995 Max Accardi L - 37 - Neg CE-DB2 Neosho High School #2 (Casey Ewing)	W - 52 - AFF 99920 Jackson Specker L - 52 - AFF R-DB1 Dexter High School (Corey Bennett)	W - 47 - AFF 99912 Mikayla Throne W - 47 - AFF AO-DB1 Rockhurst High School (Helt)	L - 42 - Neg AE-DB1 Carthage High School (Norman Carr) L - 42 - Neg 99946 Jonathan Stacey		3-5 728	19th
Nabeel Sait	50.00 (2.00) 43.00 (2.00)	46.00 (3.00) 43.00 (3.00)	42.00 (2.00) 48.00 (2.00)	47.00 (4.00) 45.00 (4.00)		364.00	
Brandon Chan	50.00 (3.00) 43.00 (4.00)	46.00 (1.00) 43.00 (4.00)	42.00 (1.00) 48.00 (1.00)	47.00 (2.00) 45.00 (2.00)		364.00	
35 Glendale High School (8)	W - 41 - Neg CH-DB2 Smithville High School #2 (Alex Bolick) W - 41 - Neg 9996 Kasey Eberth	W - 32 - Neg 99929 Jevon Bausby W - 32 - Neg BH-DB1 Hickman High School (Sandy Welty)	L - 33 - Neg 99911 Gina Jensen L - 33 - Neg BY-DB1 Lafayette County High School (Amanda Yoder)	W - 36 - Neg Y-DB1 Pembroke Hill High School (Justin Smith) L - 36 - Neg 99910 Phil Gibson		5-3 762	12th
Jeremy Hewitt	48.00 (2.00) 48.00 (2.00)	48.00 (4.00) 49.00 (3.00)	47.00 (3.00) 47.00 (4.00)	47.00 (2.00) 47.00 (4.00)		381.00	
Caleb Wotring	48.00 (1.00) 48.00 (1.00)	48.00 (1.00) 49.00 (2.00)	47.00 (4.00) 47.00 (2.00)	47.00 (1.00) 47.00 (2.00)		381.00	
36 Platte County High School (3)	W - 51 - AFF Q-DB1 Willard High School (Chelsea Russell) L - 51 - AFF 9996 Kasey Eberth	W - 56 - Neg BH-DB1 Hickman High School (Sandy Welty) W - 56 - Neg 99929 Jevon Bausby	L - 49 - AFF AI-DB1 Parkview High School (Andrew Hart) L - 49 - AFF 1081 Makayla	L - 35 - AFF Y-DB1 Pembroke Hill High School (Justin Smith) W - 35 - AFF 99910 Phil Gibson		4-4 736	17th
John Klingele	50.00 (1.00) 46.00 (4.00)	50.00 (1.00) 48.00 (1.00)	41.00 (4.00) 43.00 (4.00)	42.00 (4.00) 48.00 (1.00)		368.00	
Hunter Long	50.00 (4.00) 46.00 (3.00)	50.00 (2.00) 48.00 (4.00)	41.00 (3.00) 43.00 (2.00)	42.00 (3.00) 48.00 (3.00)		368.00	
37 Glendale High School (8)	W - 34 - AFF 9995 Max Accardi W - 34 - AFF CE-DB2 Neosho High School #2 (Casey Ewing)	W - 43 - AFF BY-DB1 Lafayette County High School (Amanda Yoder) W - 43 - AFF 99945 Thompson	W - 53 - AFF 9997 Tom Serfass L - 53 - AFF BH-DB1 Hickman High School (Sandy Welty)	L - 42 - Neg H-DB1 Marquette High School (Kylie Wurgler) W - 42 - Neg 9999 Connor Hancock		6-2 762	7th
Grant Harris	50.00 (1.00) 45.00 (1.00)	47.00 (2.00) 49.00 (1.00)	46.00 (2.00) 49.00 (4.00)	47.00 (3.00) 48.00 (1.00)		381.00	
Chloe Jones	50.00 (4.00) 45.00 (3.00)	47.00 (1.00) 49.00 (2.00)	46.00 (1.00) 49.00 (2.00)	47.00 (4.00) 48.00 (3.00)		381.00	
38 Seneca High School (5)	L - 57 - Neg R-DB1 Dexter High School (Corey Bennett) W - 57 - Neg 99911 Gina Jensen	L - 46 - Neg 99945 Thompson L - 46 - Neg BY-DB1 Lafayette County High School (Amanda Yoder)	L - 52 - AFF CH-DB2 Smithville High School #2 (Alex Bolick) W - 52 - AFF Z-DB2 Jefferson City High School #2 (Tim Maylander)	W - 47 - AFF 99919 Brenden Brower W - 47 - AFF F-DB1 Mexico High School (Laura Loudenslager)		4-4 724	15th
Emily Henson	46.00 (3.00) 49.00 (1.00)	42.00 (3.00) 46.00 (4.00)	41.00 (4.00) 40.00 (1.00)	48.00 (1.00) 50.00 (1.00)		362.00	
Sarah Hill	46.00 (4.00) 49.00 (2.00)	42.00 (4.00) 46.00 (3.00)	41.00 (1.00) 40.00 (3.00)	48.00 (2.00) 50.00 (2.00)		362.00	
39 Lee's Summit High School (9)	L - 44 - Neg 99921 Payton Stillman W - 44 - Neg AI-DB1 Parkview High School (Andrew Hart)	L - 51 - Neg 99917 Kelsey Devasure L - 51 - Neg F-DB1 Mexico High School (Laura Loudenslager)	L - 56 - AFF 99913 Walter Watkins L - 56 - AFF BT-DB1 Park Hill South High School (Jennifer Holden)	L - 49 - AFF CE-DB2 Neosho High School #2 (Casey Ewing) L - 49 - AFF 99930 Sam Ferris		1-7 700	22nd
Joy Rogers	40.00 (3.00) 43.00 (3.00)	43.00 (4.00) 47.00 (4.00)	42.00 (2.00) 45.00 (4.00)	42.00 (3.00) 48.00 (4.00)		350.00	
Meah Wilburn	40.00 (4.00) 43.00 (2.00)	43.00 (2.00) 47.00 (3.00)	42.00 (3.00) 45.00 (2.00)	42.00 (4.00) 48.00 (2.00)		350.00	
40 Truman High School (9)	W - 54 - AFF 9995 Max Accardi	L - 45 - AFF R-DB1 Dexter High School (Corey)	W - 31 - AFF AI-DB1 Parkview High School	L - 57 - Neg 99923 Ali Swanson		4-4 722	16th

	L - 54 - AFF CE-DB2 Neosho High School #2 (Casey Ewing)	Bennett) W - 45 - AFF 99920 Jackson Specker	(Andrew Hart) W - 31 - AFF 1081 Makayla	L - 57 - Neg AH-DB1 Savannah High School (Cody Proctor)			
Kayla Gerit	50.00 (3.00) 46.00 (4.00)	44.00 (3.00) 43.00 (3.00)	46.00 (1.00) 47.00 (2.00)	42.00 (4.00) 43.00 (4.00)		361.00	
Nicholas Guppy	50.00 (1.00) 46.00 (3.00)	44.00 (4.00) 43.00 (1.00)	46.00 (2.00) 47.00 (1.00)	42.00 (2.00) 43.00 (3.00)		361.00	
41 Rock Bridge High School (2)	L - 35 - AFF CH-DB2 Smithville High School #2 (Alex Bolick) L - 35 - AFF 9996 Kasey Eberth	L - 55 - Neg AO-DB1 Rockhurst High School (Helt) W - 55 - Neg 99944 Orban	W - 43 - AFF BT-DB1 Park Hill South High School (Jennifer Holden) W - 43 - AFF 99913 Walter Watkins	L - 53 - Neg AH-DB1 Savannah High School (Cody Proctor) L - 53 - Neg 99923 Ali Swanson		3-5 700	20th
Sidharth Kutikkad	45.00 (4.00) 45.00 (4.00)	45.00 (1.00) 45.00 (1.00)	48.00 (1.00) 40.00 (3.00)	42.00 (4.00) 40.00 (4.00)		350.00	
Laith Almarsharawi	45.00 (3.00) 45.00 (3.00)	45.00 (4.00) 45.00 (2.00)	48.00 (2.00) 40.00 (1.00)	42.00 (2.00) 40.00 (2.00)		350.00	
42 Park Hill High School (3)	L - 53 - AFF AI-DB1 Parkview High School (Andrew Hart) W - 53 - AFF 99921 Payton Stillman	W - 47 - AFF Q-DB1 Willard High School (Chelsea Russell) W - 47 - AFF 99913 Walter Watkins		W - 37 - AFF H-DB1 Marquette High School (Kylie Wurgler) L - 37 - AFF 9999 Connor Hancock	W - 34 - AFF AE-DB1 Carthage High School (Norman Carr) W - 34 - AFF 99946 Jonathan Stacey	6-2 748	5th
Matthew Hayes	43.00 (4.00) 45.00 (1.00)	50.00 (2.00) 44.00 (1.00)		49.00 (2.00) 47.00 (2.00)	48.00 (1.00) 48.00 (3.00)	374.00	
Jacob Mcfee	43.00 (3.00) 45.00 (3.00)	50.00 (1.00) 44.00 (2.00)		49.00 (1.00) 47.00 (4.00)	48.00 (3.00) 48.00 (1.00)	374.00	
43 Central (Cape Girardeau) High School (7)		L - 37 - Neg BY-DB1 Lafayette County High School (Amanda Yoder) L - 37 - Neg 99945 Thompson	L - 41 - Neg BT-DB1 Park Hill South High School (Jennifer Holden) L - 41 - Neg 99913 Walter Watkins	L - 32 - AFF F-DB1 Mexico High School (Laura Loudenslager) L - 32 - AFF 99919 Brenden Brower	L - 53 - AFF CE-DB2 Neosho High School #2 (Casey Ewing) L - 53 - AFF 99912 Mikayla Throne	0-8 660	27th
Archna Sobti		46.00 (3.00) 35.00 (3.00)	45.00 (3.00) 38.00 (4.00)	46.00 (4.00) 45.00 (4.00)	37.00 (3.00) 38.00 (4.00)	330.00	
Tyler Lamb		46.00 (4.00) 35.00 (4.00)	45.00 (4.00) 38.00 (2.00)	46.00 (3.00) 45.00 (3.00)	37.00 (4.00) 38.00 (3.00)	330.00	
44 Maryville High School (3)	W - 39 - AFF 99921 Payton Stillman L - 39 - AFF AI-DB1 Parkview High School (Andrew Hart)	L - 54 - Neg 99913 Walter Watkins L - 54 - Neg Q-DB1 Willard High School (Chelsea Russell)	W - 45 - AFF 99912 Mikayla Throne W - 45 - AFF AO-DB1 Rockhurst High School (Helt)	W - 31 - AFF Y-DB1 Pembroke Hill High School (Justin Smith) W - 31 - AFF 99910 Phil Gibson		5-3 704	10th
Emily Gascoigne	44.00 (2.00) 42.00 (4.00)	39.00 (3.00) 49.00 (2.00)	40.00 (1.00) 48.00 (2.00)	44.00 (2.00) 46.00 (1.00)		352.00	
Hannah Townsend	44.00 (1.00) 42.00 (1.00)	39.00 (4.00) 49.00 (3.00)	40.00 (2.00) 48.00 (3.00)	44.00 (1.00) 46.00 (3.00)		352.00	
45 Central (Springfield) High School (8)	W - 50 - AFF 9998 Will Wheeler W - 50 - AFF Y-DB1 Pembroke Hill High School (Justin Smith)	W - 40 - Neg R-DB1 Dexter High School (Corey Bennett) L - 40 - Neg 99920 Jackson Specker	L - 44 - Neg 99912 Mikayla Throne L - 44 - Neg AO-DB1 Rockhurst High School (Helt)	L - 51 - AFF CE-DB2 Neosho High School #2 (Casey Ewing) W - 51 - AFF 99930 Sam Ferris		4-4 726	14th
Meredith Wilson	49.00 (1.00) 47.00 (1.00)	46.00 (2.00) 42.00 (2.00)	40.00 (4.00) 47.00 (4.00)	43.00 (4.00) 49.00 (2.00)		363.00	
Nadine Elkady	49.00 (3.00) 47.00 (2.00)	46.00 (1.00) 42.00 (4.00)	40.00 (3.00) 47.00 (1.00)	43.00 (2.00) 49.00 (1.00)		363.00	
46 Liberty North High School (3)	W - 55 - Neg Y-DB1 Pembroke Hill High School (Justin Smith) W - 55 - Neg 9998 Will Wheeler	W - 38 - AFF 99945 Thompson W - 38 - AFF BY-DB1 Lafayette County High School (Amanda Yoder)	W - 48 - AFF BH-DB1 Hickman High School (Sandy Welty) W - 48 - AFF 9997 Tom Serfass	W - 50 - AFF H-DB1 Marquette High School (Kylie Wurgler) W - 50 - AFF 9999 Connor Hancock		8-0 774	1st
Isaac Keller	50.00 (2.00) 50.00 (2.00)	50.00 (1.00) 47.00 (2.00)	50.00 (3.00) 49.00 (2.00)	43.00 (2.00) 48.00 (3.00)		387.00	
Macgyver Newton	50.00 (1.00) 50.00 (1.00)	50.00 (2.00) 47.00 (1.00)	50.00 (1.00) 49.00 (1.00)	43.00 (1.00) 48.00 (1.00)		387.00	
47 Ste. Genevieve High School (7)	L - 52 - AFF CH-DB1 Smithville High School #1 (Mitchell Kline) L - 52 - AFF 9994 Holland Wilson	L - 42 - Neg 99913 Walter Watkins L - 42 - Neg Q-DB1 Willard High School (Chelsea Russell)	L - 34 - Neg 99912 Mikayla Throne L - 34 - Neg AO-DB1 Rockhurst High School (Helt)	L - 38 - Neg 99919 Brenden Brower L - 38 - Neg F-DB1 Mexico High School (Laura Loudenslager)		0-8 698	26th
Kaitlyn Abt	45.00 (3.00) 43.00 (4.00)	39.00 (4.00) 49.00 (4.00)	36.00 (4.00) 45.00 (3.00)	46.00 (3.00) 46.00 (4.00)		349.00	
Madison Raney	45.00 (4.00) 43.00 (1.00)	39.00 (3.00) 49.00 (3.00)	36.00 (3.00) 45.00 (4.00)	46.00 (4.00) 46.00 (3.00)		349.00	
48 Nixa High School (8)	W - 31 - AFF 99941 Micah Joseph W - 31 - AFF AH-DB1 Savannah High School (Cody Proctor)	L - 57 - Neg BT-DB1 Park Hill South High School (Jennifer Holden) L - 57 - Neg 99947 Wicks	L - 46 - Neg 9997 Tom Serfass L - 46 - Neg BH-DB1 Hickman High School (Sandy Welty)	L - 52 - AFF 99948 Derek McGinnis L - 52 - AFF CE-DB1 Neosho High School #1 (David Watkins)		2-6 752	21st
Heath Fusco	47.00 (1.00) 46.00 (1.00)	47.00 (4.00) 49.00 (3.00)	48.00 (4.00) 48.00 (2.00)	44.00 (2.00) 47.00 (2.00)		376.00	
Leila Ismaio	47.00 (2.00) 46.00 (2.00)	47.00 (2.00) 49.00 (4.00)	48.00 (3.00) 48.00 (4.00)	44.00 (3.00) 47.00 (4.00)		376.00	
49 Rock Bridge High School (2)	L - 32 - Neg 99941 Micah Joseph L - 32 - Neg AH-DB1 Savannah High School (Cody Proctor)	L - 33 - Neg BT-DB1 Park Hill South High School (Jennifer Holden) W - 33 - Neg 99947 Wicks	W - 36 - Neg AI-DB1 Parkview High School (Andrew Hart) W - 36 - Neg 1081 Makayla	W - 39 - Neg 99930 Sam Ferris W - 39 - Neg CE-DB2 Neosho High School #2 (Casey Ewing)		5-3 726	11th
Rebecca Wells	43.00 (3.00) 46.00 (2.00)	48.00 (4.00) 46.00 (1.00)	42.00 (1.00) 44.00 (1.00)	49.00 (1.00) 45.00 (2.00)		363.00	
Sonya Hu	43.00 (4.00) 46.00 (4.00)	48.00 (3.00) 46.00 (2.00)	42.00 (2.00) 44.00 (3.00)	49.00 (3.00) 45.00 (1.00)		363.00	

50 Central (Cape Girardeau) High School (7)	L - 45 - Neg Y-DB1 Pembroke Hill High School (Justin Smith) L - 45 - Neg 9998 Will Wheeler	L - 31 - AFF AO-DB1 Rockhurst High School (Helt) W - 31 - AFF 99944 Orban	L - 57 - Neg AE-DB1 Carthage High School (Norman Carr) L - 57 - Neg 99926 Ashley Martin	L - 46 - Neg 9999 Connor Hancock L - 46 - Neg H-DB1 Marquette High School (Kylie Wurgler)		1-7 714	23rd
Amy Dai	43.00 (3.00) 43.00 (2.00)	41.00 (1.00) 49.00 (1.00)	42.00 (3.00) 45.00 (3.00)	46.00 (2.00) 48.00 (4.00)		357.00	
Clayton Deimund	43.00 (4.00) 43.00 (4.00)	41.00 (4.00) 49.00 (4.00)	42.00 (4.00) 45.00 (4.00)	46.00 (4.00) 48.00 (3.00)		357.00	
51 Ladue Horton Watkins High School (4)	L - 36 - Neg Q-DB1 Willard High School (Chelsea Russell) W - 36 - Neg 9996 Kasey Eberth	W - 39 - AFF 99917 Kelsey Devasure W - 39 - AFF F-DB1 Mexico High School (Laura Loudenslager)	L - 54 - Neg BY-DB1 Lafayette County High School (Amanda Yoder) W - 54 - Neg 99911 Gina Jensen	W - 45 - Neg CE-DB2 Neosho High School #2 (Casey Ewing) L - 45 - Neg 99930 Sam Ferris		5-3 754	9th
Levi Dyson	49.00 (2.00) 47.00 (2.00)	46.00 (3.00) 49.00 (1.00)	46.00 (4.00) 48.00 (2.00)	44.00 (1.00) 48.00 (4.00)		377.00	
Edward Wu	49.00 (3.00) 47.00 (1.00)	46.00 (1.00) 49.00 (2.00)	46.00 (2.00) 48.00 (1.00)	44.00 (3.00) 48.00 (3.00)		377.00	
52 Blue Springs South High School (9)	W - 47 - Neg 9994 Holland Wilson W - 47 - Neg CH-DB1 Smithville High School #1 (Mitchell Kline)	L - 34 - Neg 99920 Jackson Specker W - 34 - Neg R-DB1 Dexter High School (Corey Bennett)	W - 38 - Neg CH-DB2 Smithville High School #2 (Alex Bolick) L - 38 - Neg Z-DB2 Jefferson City High School #2 (Tim Maylander)	W - 48 - Neg 99948 Derek McGinnis W - 48 - Neg CE-DB1 Neosho High School #1 (David Watkins)		6-2 720	8th
Cooper Giles	47.00 (2.00) 50.00 (1.00)	46.00 (2.00) 44.00 (1.00)	42.00 (2.00) 38.00 (2.00)	45.00 (1.00) 48.00 (3.00)		360.00	
Hunter Blachford	47.00 (3.00) 50.00 (2.00)	46.00 (4.00) 44.00 (2.00)	42.00 (3.00) 38.00 (4.00)	45.00 (4.00) 48.00 (1.00)		360.00	
53 Raytown High School (9)	W - 42 - Neg AI-DB1 Parkview High School (Andrew Hart) L - 42 - Neg 99921 Payton Stillman		L - 37 - Neg 9997 Tom Serfass W - 37 - Neg BH-DB1 Hickman High School (Sandy Welty)	W - 41 - AFF AH-DB1 Savannah High School (Cody Proctor) W - 41 - AFF 99923 Ali Swanson	W - 43 - Neg 99912 Mikayla Throne W - 43 - Neg CE-DB2 Neosho High School #2 (Casey Ewing)	6-2 736	6th
Evalynn Lomax	47.00 (2.00) 42.00 (4.00)		45.00 (4.00) 50.00 (3.00)	45.00 (3.00) 46.00 (3.00)	47.00 (2.00) 46.00 (2.00)	368.00	
Romeo Bagunu	47.00 (1.00) 42.00 (2.00)		45.00 (3.00) 50.00 (1.00)	45.00 (1.00) 46.00 (1.00)	47.00 (1.00) 46.00 (1.00)	368.00	
54 West Plains High School (6)	L - 40 - Neg 9995 Max Accardi W - 40 - Neg CE-DB2 Neosho High School #2 (Casey Ewing)	W - 44 - AFF Q-DB1 Willard High School (Chelsea Russell) W - 44 - AFF 99913 Walter Watkins	W - 51 - AFF BY-DB1 Lafayette County High School (Amanda Yoder) L - 51 - AFF 99911 Gina Jensen	W - 56 - AFF 9997 Tom Serfass L - 56 - AFF R-DB1 Dexter High School (Corey Bennett)		5-3 764	13th
Jordan Berkshire	50.00 (4.00) 48.00 (2.00)	50.00 (1.00) 46.00 (1.00)	47.00 (1.00) 47.00 (4.00)	46.00 (2.00) 48.00 (1.00)		382.00	
Matthew McCall	50.00 (2.00) 48.00 (1.00)	50.00 (4.00) 46.00 (2.00)	47.00 (3.00) 47.00 (3.00)	46.00 (3.00) 48.00 (4.00)		382.00	
55 Warrensburg High School (1)	L - 46 - AFF 9998 Will Wheeler L - 46 - AFF Y-DB1 Pembroke Hill High School (Justin Smith)	W - 41 - AFF AO-DB1 Rockhurst High School (Helt) L - 41 - AFF 99944 Orban	L - 32 - Neg CH-DB2 Smithville High School #2 (Alex Bolick) L - 32 - Neg 99920 Jackson Specker	L - 33 - Neg 99948 Derek McGinnis L - 33 - Neg CE-DB1 Neosho High School #1 (David Watkins)		1-7 676	25th
Shania Montufar	44.00 (4.00) 35.00 (4.00)	46.00 (3.00) 48.00 (4.00)	44.00 (4.00) 35.00 (4.00)	41.00 (4.00) 45.00 (3.00)		338.00	
Cassandra Marks	44.00 (3.00) 35.00 (3.00)	46.00 (2.00) 48.00 (3.00)	44.00 (2.00) 35.00 (3.00)	41.00 (3.00) 45.00 (4.00)		338.00	
56 Carthage High School (5)	L - 33 - Neg 9994 Holland Wilson L - 33 - Neg CH-DB1 Smithville High School #1 (Mitchell Kline)	L - 36 - AFF BH-DB1 Hickman High School (Sandy Welty) L - 36 - AFF 99929 Jevon Bausby	W - 39 - Neg 99913 Walter Watkins W - 39 - Neg BT-DB1 Park Hill South High School (Jennifer Holden)	L - 54 - Neg 9997 Tom Serfass W - 54 - Neg R-DB1 Dexter High School (Corey Bennett)		3-5 750	18th
Anna Christianson	46.00 (1.00) 47.00 (2.00)	49.00 (3.00) 47.00 (3.00)	43.00 (1.00) 47.00 (1.00)	47.00 (1.00) 49.00 (2.00)		375.00	
Jessica Kaup	46.00 (4.00) 47.00 (1.00)	49.00 (4.00) 47.00 (2.00)	43.00 (4.00) 47.00 (3.00)	47.00 (4.00) 49.00 (3.00)		375.00	
57 Parkway Central High School (4)	W - 38 - AFF R-DB1 Dexter High School (Corey Bennett) L - 38 - AFF 99911 Gina Jensen	W - 48 - AFF BT-DB1 Park Hill South High School (Jennifer Holden) W - 48 - AFF 99947 Wicks	W - 50 - AFF 99926 Ashley Martin W - 50 - AFF AE-DB1 Carthage High School (Norman Carr)	W - 40 - AFF 99923 Ali Swanson W - 40 - AFF AH-DB1 Savannah High School (Cody Proctor)		7-1 760	2nd
Jennifer Heiman	47.00 (1.00) 48.00 (4.00)	48.00 (1.00) 50.00 (2.00)	48.00 (1.00) 48.00 (2.00)	45.00 (1.00) 46.00 (2.00)		380.00	
Madeleine Scannell	47.00 (2.00) 48.00 (3.00)	48.00 (3.00) 50.00 (1.00)	48.00 (2.00) 48.00 (1.00)	45.00 (3.00) 46.00 (1.00)		380.00	

**MSHSAA State Championships
Radio Speaking**

Code	Team	Dist.	Competitor(s)	Prelims		Rank total	Recips	Spkr. points	Drop B/W points	Prelim result
				1	2					
008	Seneca High School	5	Sarah Hill	5 (22), 1 (25)	4 (21), 5 (16)	15	1.65	84	21.50	11
016	Platte County High School	3	Donovan Douglas	4 (20), 3 (20)	3 (23), 2 (24)	12	1.41	87	21.50	4
019	Jackson High School	7	Casey Webb	6 (22), 2 (24)	2 (24), 5 (21)	15	1.37	91	23.00	14
027	Raytown High School	9	Doyne Dodd	7 (17), 3 (21)	7 (10), 7 (14)	24	0.75	62	15.50	28
029	Holt High School	4	Carter Hult	5 (18), 5 (14)	7 (19), 3 (23)	20	0.87	74	18.50	21
035	Waynesville High School	6	Zoe Francisco	4 (19), 8 (11)	6 (20), 4 (22)	22	0.80	72	19.50	25
041	Parkview High School	8	Andre Swai	4 (22), 4 (22)	5 (19), 2 (22)	15	1.20	85	22.00	15
043	Willard High School	8	Cole Baker	6 (17), 6 (14)	6 (22), 5 (19)	23	0.71	72	18.00	27
050	Marshfield High School	8	Seth Graham	1 (23), 4 (17)	2 (16), 6 (20)	13	1.92	76	18.50	8
060	Rockhurst High School	9	Drake Rebman	3 (22), 1 (23)	1 (25), 1 (25)	6	3.33	95	24.00	1
068	Park Hill High School	3	Ethan Simon	6 (20), 1 (23)	4 (16), 2 (23)	13	1.92	82	21.50	7
070	Moberly High School	2	Nathan Morris	2 (22), 1 (23)	3 (24), 3 (21)	9	2.16	90	22.50	2
071	Ste. Genevieve High School	7	Payel Patel	5 (20), 5 (18)	1 (24), 4 (18)	15	1.65	80	19.00	12
073	Neosho High School	5	John Wallis	8 (16), 2 (22)	5 (23), 7 (18)	22	0.97	79	20.00	23
075	Helias Catholic High School	6	Malena Gansmann	2 (24), 8 (17)	1 (18), 4 (21)	15	1.88	80	19.50	10
076	New Bloomfield High School	2	Camryn Sessler	5 (18), 5 (16)	3 (22), 6 (15)	19	0.90	71	17.00	20
077	Grandview (Hillsboro) High School	7	Lucas Merz	6 (18), 7 (12)	7 (15), 5 (21)	25	0.65	66	16.50	30
079	Sacred Heart High School	1	Sarah Rollings	3 (21), 6 (17)	5 (21), 8 (17)	22	0.83	76	19.00	24
082	Liberty North High School	3	Isaac Keller	8 (21), 5 (21)	1 (24), 4 (20)	18	1.58	86	21.00	16
086	Lexington High School	1	Noah Roush	3 (20), 6 (13)	6 (17), 3 (20)	18	1.00	70	18.50	17
087	Pattonville High School	4	Nolan Prebianca	2 (24), 2 (21)	8 (15), 7 (19)	19	1.27	79	20.00	19
088	Webb City High School	5	Tyler Osterman	2 (22), 7 (16)	6 (14), 8 (19)	23	0.94	71	17.50	26
093	Lebanon High School	8	Jacob Collins	1 (24), 2 (22)	4 (22), 6 (19)	13	1.92	87	22.00	6
094	North Callaway High School	2	Samuel Slaughter	3 (23), 3 (23)	8 (18), 7 (18)	21	0.93	82	20.50	22
096	Parkway South High School	4	Natasha Goel	1 (24), 7 (19)	4 (23), 1 (23)	13	2.39	89	23.00	5
103	William Chrisman High School	9	Shawn Bunce	7 (19), 4 (19)	7 (22), 6 (19)	24	0.70	79	19.00	29
104	Tipton High School	1	Mitchell Moon	1 (25), 7 (13)	3 (18), 3 (22)	14	1.80	78	20.00	9
109	Lee's Summit West High School	9	Andrew Greer	7 (21), 6 (20)	5 (17), 1 (24)	19	1.51	82	20.50	18
111	Pacific High School	6	Zachary Sutton	7 (16), 4 (16)	2 (24), 2 (22)	15	1.39	78	19.00	13
113	Parkway Central High School	4	Emily Pfau	4 (20), 3 (21)	2 (23), 1 (23)	10	2.08	87	22.00	3

This tournament is being run using SpeechWire Tournament Services software - www.SpeechWire.com.
© 2004-2017 Ben Stewart - All Rights Reserved. SpeechWire version 4.21.006.

**MSHSAA State Championships
Reader's Theatre**

Code	Team	Dist.	Competitor(s)	Prelim result
007	Central (Park Hills) High School	7	Andrew Wyrick, Michael Cantrell, Haley Francis, Courtney Kop	
010	Kingston High School	6	Trenton Wilson, Daniel Freedman, Ashley Pickett, Gracie Boye	
015	Liberty High School	3	Molly Day, Margaret Quinn, Sarah Keenan, Nehemiah Devanny, L	
023	Warrensburg High School	1	Ella Babcock, Daniel Hicks, Grace Kennedy, Adrienne Sauer,	
024	Nixa High School	8	Cassie Dutton, Gabriella Ward, Briana Marchandise, Raven War	
037	Maryville High School	3	Frederic Goudge, Chase Graves, Logan Nelson, Emily Gascoigne	
039	Oak Grove High School	9	Presley Martin, Marissa Coultas, Hunter Cox, Sierra Bird, Ry	
045	Brentwood High School	4	Shekinah Reed, Megan Haug, Kyra Brown, Lindsey Trieu, Sophie	
047	Mexico High School	2	Lexi Winterbower, Sarah Kasubke, Hazen Blair, Tristyn Chase,	
048	Central (Springfield) High School	8	Madeline Joplin, Kirstin Hildebrand, Savannah Feemster, Park	
066	Raymore-Peculiar High School	9	Riley Linn, Peter Dyreng, India Kittrell, Tevin Chavez, Came	
073	Neosho High School	5	Allison Briggs, Ragan Neece, Brent Olson, Madelyn Enlow, Che	
086	Lexington High School	1	Noah Roush, Drake Eaton, Payton Morris, Sophia Bales, Sierra	

This tournament is being run using SpeechWire Tournament Services software - www.SpeechWire.com.
© 2004-2017 Ben Stewart - All Rights Reserved. SpeechWire version 4.21.006.

MSHSAA State Championships
Storytelling

Code	Team	Dist.	Competitor(s)	Prelims		Rank total	Recips	Spkr. points	Drop B/W points	Prelim result
				1	2					
001	Nevada High School	5	Katherine Ream	7 (15), 3 (23)	6 (17), 6 (16)	22	0.81	71	16.50	24
004	Clayton High School	4	Maria (marysia) Hyrc	6 (12), 5 (19)	4 (20), 3 (22)	18	0.95	73	19.50	19
007	Central (Park Hills) High School	7	Courtney Kopp	7 (11), 7 (18)	7 (17), 1 (23)	22	1.42	69	17.50	22
009	Odessa High School	1	Elizabeth Port	2 (21), 6 (20)	7 (17), 4 (20)	19	1.06	78	20.00	20
010	Kingston High School	6	Daniel Freedman	4 (18), 5 (21)	6 (21), 2 (24)	17	1.12	84	21.00	17
011	Bronaugh High School	5	Gavin McNeely	1 (17), 3 (24)	3 (20), 5 (17)	12	1.86	78	18.50	8
014	Lee's Summit North High School	9	Benjamin Boyle	4 (13), 2 (24)	2 (21), 2 (20)	10	1.75	78	20.50	5
019	Jackson High School	7	Madison Dowdy	6 (18), 6 (18)	3 (21), 7 (15)	22	0.81	72	18.00	23
023	Warrensburg High School	1	Aren Goodwin	2 (16), 1 (25)	5 (21), 6 (15)	14	1.87	77	18.50	13
032	Ft. Zumwalt South High School	4	Mary Bollinger	4 (21), 3 (21)	3 (19), 3 (21)	13	1.24	82	21.00	11
037	Maryville High School	3	Emily Gascoigne	3 (22), 4 (19)	1 (24), 1 (21)	9	2.58	86	21.50	4
040	Hickman High School	2	Payton Oswald	7 (18), 7 (12)	7 (20), 7 (11)	28	0.56	61	15.00	28
043	Willard High School	8	Ethan Gambriel	1 (25), 2 (22)	5 (16), 4 (18)	12	1.95	81	20.00	7
047	Mexico High School	2	Leon Brown	6 (15), 7 (19)	7 (13), 7 (16)	27	0.59	63	15.50	27
050	Marshfield High School	8	Tatum Manary	3 (15), 6 (19)	6 (18), 6 (16)	21	0.84	68	17.00	21
059	Steelville High School	6	Paige Brown	5 (20), 5 (17)	6 (14), 6 (17)	22	0.74	68	17.00	25
066	Raymore-Peculiar High School	9	Logan Daniels	3 (20), 2 (24)	5 (19), 4 (19)	14	1.28	82	19.50	14
070	Moberly High School	2	Ryan Tolbert	7 (16), 7 (17)	5 (19), 5 (17)	24	0.68	69	17.00	26
082	Liberty North High School	3	Conner Paulson	5 (18), 4 (22)	2 (23), 2 (23)	13	1.45	86	22.50	9
086	Lexington High School	1	Michael Summerlin	3 (23), 1 (23)	4 (18), 3 (19)	11	1.91	83	21.00	6
089	Kickapoo High School	8	Victoria Kaufman	1 (24), 2 (23)	1 (19), 5 (17)	9	2.70	83	21.00	2
092	West Plains High School	6	Carlea Badolian	5 (13), 4 (21)	2 (19), 2 (21)	13	1.45	74	20.00	10
095	Glendale High School	8	Magdalena Indyk	1 (23), 1 (25)	3 (24), 4 (20)	9	2.58	92	23.50	3
097	Carthage High School	5	Maquelle Huntley	2 (23), 1 (25)	1 (25), 1 (25)	5	3.50	98	25.00	1
101	Blue Springs South High School	9	Emma Cunningham	6 (19), 6 (16)	1 (24), 1 (24)	14	2.34	83	21.50	12
108	Jefferson City High School	4	Hannah Boyd	4 (22), 4 (19)	4 (22), 5 (16)	17	0.95	79	20.50	18
110	Grain Valley High School	9	Ben Totta	5 (21), 5 (18)	2 (25), 3 (21)	15	1.23	85	21.00	15
112	Savannah High School	3	Natalie Smith	2 (24), 3 (20)	4 (19), 7 (14)	16	1.22	77	19.50	16

This tournament is being run using SpeechWire Tournament Services software - www.SpeechWire.com.
© 2004-2017 Ben Stewart - All Rights Reserved. SpeechWire version 4.21.006.

MSHSAA State Championships
US Extemporaneous Speaking

Code	Team	Dist.	Competitor(s)	Prelims		Rank total	Recips	Spkr. points	Drop B/W points	Prelim result
				1	2					
012	Truman High School	9	Maddox Dockins	4 (18), 4 (20)	4 (22), 1 (25)	13	1.75	85	21.00	13
014	Lee's Summit North High School	9	Alexa Kemper	5 (15), 3 (20)	3 (20), 2 (22)	13	1.36	77	20.00	14
015	Liberty High School	3	Natalie Schaller	1 (24), 2 (22)	2 (23), 1 (25)	6	3.00	94	23.50	1
017	Camdenton High School	6	John Garagnani	5 (19), 6 (13)	5 (17), 6 (15)	22	0.74	64	16.00	22
024	Nixa High School	8	Sophia Jackson	4 (18), 4 (21)	3 (21), 4 (19)	15	1.08	79	20.00	15
027	Raytown High School	9	Romeo Bagunu	1 (23), 2 (24)	4 (20), 4 (22)	11	2.00	89	22.50	10
036	Ladue Horton Watkins High School	4	Patrick Naughton	2 (18), 1 (25)	2 (22), 5 (20)	10	2.20	85	21.00	7
048	Central (Springfield) High School	8	Jeffrey Su	2 (21), 3 (21)	1 (23), 3 (21)	9	2.16	86	21.00	4
052	Fox High School	7	Samantha Hess	6 (17), 6 (15)	6 (16), 6 (18)	24	0.68	66	16.50	24
060	Rockhurst High School	9	Maguire Radosevic	1 (25), 1 (24)	4 (20), 5 (18)	11	2.45	87	22.00	8
065	Lafayette County High School	1	Ross Simmons	5 (18), 5 (18)	5 (19), 3 (23)	18	0.93	78	18.50	18
068	Park Hill High School	3	Matthew Hayes	4 (20), 5 (15)	1 (24), 1 (25)	11	2.45	84	22.00	9
071	Ste. Genevieve High School	7	Morgan Uzzell	5 (14), 6 (17)	5 (21), 5 (21)	21	0.77	73	19.00	21
073	Neosho High School	5	Joan Bentz	3 (20), 1 (23)	1 (25), 2 (22)	7	2.83	90	22.50	2
079	Sacred Heart High School	1	Emma Rollings	3 (16), 2 (21)	6 (20), 6 (20)	17	1.17	77	20.00	17
081	Oakville High School	4	Shaun Lamar	2 (24), 2 (21)	2 (24), 3 (24)	9	1.83	93	24.00	6
082	Liberty North High School	3	Macgyver Newton	2 (21), 1 (25)	1 (25), 4 (22)	8	2.75	93	23.50	3
084	Battle High School	2	Meredith Asbury	6 (13), 5 (20)	4 (19), 5 (15)	20	0.82	67	17.00	20
086	Lexington High School	1	Michael Summerlin	6 (11), 4 (17)	6 (16), 4 (16)	20	0.84	60	16.00	19
087	Pattonville High School	4	Jordan Bolton	3 (19), 3 (24)	2 (21), 1 (22)	9	2.16	86	21.50	4
089	Kickapoo High School	8	Kadie Thomas	1 (20), 6 (13)	3 (21), 2 (24)	12	2.00	78	20.50	12
097	Carthage High School	5	Dylan Calhoon	3 (22), 3 (19)	3 (23), 2 (23)	11	1.49	87	22.50	11
105	Rock Bridge High School	2	Sarah Emerson	4 (15), 4 (18)	5 (17), 3 (20)	16	1.03	70	17.50	16
111	Pacific High School	6	TRISTEN SCHUCHMANN	6 (13), 5 (15)	6 (15), 6 (15)	23	0.71	58	15.00	23

This tournament is being run using SpeechWire Tournament Services software - www.SpeechWire.com.
© 2004-2017 Ben Stewart - All Rights Reserved. SpeechWire version 4.21.006.

MSHSAA State Championships
Dramatic Interpretation
Elimination round results
Final round

Code	Name	Team	E-IE1	AH-IE1	AJ-IE1	Rank total	Judges pref.	Recips	Place
068	Benjamin Tuimauga	Park Hill High School	1 (25)	2 (24)	3 (22)	6		1.83	1
066	Austin Moulder	Raymore-Peculiar High School	5 (19)	1 (24)	1 (25)	7		2.20	2
012	Jaggard Williams	Truman High School	6 (18)	3 (22)	2 (23)	11		1.00	3
101	Aubrey Pycior	Blue Springs South High School	2 (23)	4 (21)	7 (20)	13	4	0.89	4
080	William Judge-raynor	Blue Springs High School	3 (22)	5 (20)	5 (21)	13	5	0.73	5
082	Bryce Tinkham	Liberty North High School	7 (17)	6 (19)	6 (20)	19	6	0.48	6
097	Maquelle Huntley	Carthage High School	8 (16)	7 (18)	4 (21)	19	7	0.52	7
058	Salma Sanchez	Reeds Spring High School	4 (20)	8 (16)	8 (16)	20		0.51	8

This tournament is being run using SpeechWire Tournament Services software - www.SpeechWire.com.
 © 2004-2017 Ben Stewart - All Rights Reserved. SpeechWire version 4.21.006.

MSHSAA State Championships
Duet Acting
Elimination round results
Final round

Code	Name	Team	AP-IE1	BD-IE1	DA-IE2	Rank total	Judges pref.	Recips	Place
082	Noah Graham and Courtney Carr	Liberty North High School	1 (24)	1 (25)	1 (25)	3		3.00	1
050	Emily Matthews and Parker Rader	Marshfield High School	3 (20)	4 (18)	2 (24)	9		1.08	2
066	Ian Fleming and Cameron Perry	Raymore-Peculiar High School	2 (23)	2 (21)	8 (14)	12		1.13	3
069	Bryce Fletcher and Audrey Baker	Francis Howell North High School	4 (19)	7 (15)	3 (20)	14		0.72	4
067	Caleb DeWitt and Kevin Nguyen	North Kansas City High School	5 (18)	6 (16)	4 (17)	15	5	0.62	5
092	Allison Cook and Sarah Gill	West Plains High School	6 (15)	3 (20)	6 (15)	15	6	0.67	6
113	Ariella Mahoney and Abigail Flynn	Parkway Central High School	8 (13)	5 (17)	5 (15)	18		0.53	7
047	Riley Given and Andrew Kristofferson	Mexico High School	7 (14)	8 (14)	7 (15)	22		0.41	8

This tournament is being run using SpeechWire Tournament Services software - www.SpeechWire.com.
 © 2004-2017 Ben Stewart - All Rights Reserved. SpeechWire version 4.21.006.

MSHSAA State Championships
Humorous Interpretation
Elimination round results

Final round

Code	Name	Team	T-IE2	AO-IE1	BB-IE1	Rank total	Judges pref.	Recips	Place
058	Sarah Bishop	Reeds Spring High School	1 (25)	1 (25)	2 (25)	4		2.50	1
082	Conner Paulson	Liberty North High School	2 (24)	4 (20)	5 (22)	11		0.95	2
030	Alexander Whittington	Pleasant Hill High School	6 (18)	5 (19)	1 (25)	12		1.37	3
101	Katherine Coonce	Blue Springs South High School	3 (23)	2 (23)	8 (20)	13	4	0.96	4
043	Brodee Turnbaugh	Willard High School	4 (22)	3 (21)	6 (21)	13	5	0.75	5
086	Sierra Soendker	Lexington High School	5 (20)	7 (17)	3 (23)	15		0.67	6
015	Sarah Keenan	Liberty High School	7 (17)	6 (18)	4 (23)	17		0.56	7
097	Elijah Paden	Carthage High School	8 (16)	9 (15)	7 (20)	24		0.38	8
047	Andrew Kristofferson	Mexico High School	9 (15)	8 (16)	9 (20)	26		0.35	9

This tournament is being run using SpeechWire Tournament Services software - www.SpeechWire.com.
 © 2004-2017 Ben Stewart - All Rights Reserved. SpeechWire version 4.21.006.

MSHSAA State Championships
International Extemporaneous Speaking
Elimination round results

Final round

Code	Name	Team	DA-IE1	X-IE1	CU-IE2	Rank total	Judges pref.	Recips	Place
089	Connor Rothschild	Kickapoo High School	1 (24)	1 (24)	2 (24)	4		2.50	1
036	Maya Mutic	Ladue Horton Watkins High School	2 (23)	5 (18)	1 (25)	8		1.70	2
108	Michael Craighead	Jefferson City High School	4 (19)	2 (22)	3 (23)	9		1.08	3
097	Anna Christianson	Carthage High School	3 (21)	4 (21)	4 (22)	11		0.83	4
073	John Wallis	Neosho High School	7 (16)	3 (21)	5 (21)	15		0.67	5
082	Jacob Lozano	Liberty North High School	6 (17)	6 (17)	6 (20)	18		0.51	6
026	Pallavi Jonnalagadda	Pembroke Hill High School	5 (18)	7 (17)	8 (18)	20		0.47	7
015	Emma Kenney	Liberty High School	8 (15)	8 (16)	7 (19)	23		0.40	8

This tournament is being run using SpeechWire Tournament Services software - www.SpeechWire.com.
 © 2004-2017 Ben Stewart - All Rights Reserved. SpeechWire version 4.21.006.

MSHSAA State Championships
One-Act Play
Elimination round results
Final round

Code	Name	Team	99950	99958	99962	Rank total	Judges pref.	Recips	Spkr. points	Place
082	Nathan Meshau, Hannah Samson , Ayriana Haney, Sean Peters	Liberty North High School	1 (65)	1 (59)	3 (65)	5		2.33	189	1
015	Sydney McBee, Kelsey Pierce, Claire Ackerman, Moroni Lehnard	Liberty High School	2 (65)	2 (57)	4 (63)	8	2	1.25	185	2
041	Audra Jones, Audrey Morton, Ciara Siebert and Kaitlyn Kuhner	Parkview High School	3 (61)	3 (56)	2 (64)	8	3	1.16	181	3
043	Madison Davis, Ethan Gambriel, Isaiah Agcaoili, Brooke Willi	Willard High School	4 (60)	4 (52)	1 (65)	9		1.50	177	4

Semifinal round

Code	Name	Team	99959	99961	99960	Rank total	Judges pref.	Recips	Spkr. points	Place
082	Nathan Meshau, Hannah Samson , Ayriana Haney, Sean Peters	Liberty North High School	1 (65)	3 (65)	1 (64)	5		2.33	194	1
041	Audra Jones, Audrey Morton, Ciara Siebert and Kaitlyn Kuhner	Parkview High School	2 (64)	1 (65)	3 (57)	6		1.83	186	2
066	Jesse Turos, Tayler Bates, Logan Daniels, Nathan Thurman, Ma	Raymore-Peculiar High School	4 (56)	2 (65)	7 (47)	13		0.89	168	3
091	Elizabeth Albers, Ayezack Tandy, Cameron Laponsie, Bradley T	Seckman High School	5 (52)	4 (52)	5 (49)	14	4	0.65	153	4
062	Brooke Holzem, Andrew Carter, Kaylee Niederholtmeyer, Rebecc	St. Francis Borgia High School	6 (51)	6 (52)	2 (62)	14	5	0.84	165	5
047	Kylie Yeast, Melodie Beasley, Elizabeth Finck, Andrew Kristo	Mexico High School	3 (62)	7 (50)	6 (48)	16		0.64	160	6
086	Molly Chandra, Michael Summerlin, Morgen Nicodemus, Payton	Lexington High School	7 (42)	8 (45)	4 (53)	19		0.52	140	7
097	Colten Owens, Elizabeth Stubbs, Joseph John-Ramos, Jessica W	Carthage High School	8 (41)	5 (52)	8 (46)	21		0.46	139	8

Semifinal round

Code	Name	Team	99954	99955	99953	Rank total	Judges pref.	Recips	Spkr. points	Place
015	Sydney McBee, Kelsey Pierce, Claire Ackerman, Moroni Lehnard	Liberty High School	1 (63)	2 (63)	1 (65)	4		2.50	191	1
043	Madison Davis, Ethan Gambriel, Isaiah Agcaoili, Brooke Willi	Willard High School	2 (55)	7 (41)	2 (64)	11		1.14	160	2
053	Christian Gonnella, Gage Swofford, Blake Johnson, Raymond Ho	Osage High School	3 (52)	6 (47)	3 (61)	12	3	0.83	160	3
100	David Braun, Daniel Cogan, Luis Mejia-ahrens, John Cary, Jon	DeSmet High School	7 (34)	1 (64)	4 (61)	12	4	1.39	159	4
003	Chandler Gray, Michael Holman, Sharra Gilger and Olivia Smit	Smith-Cotton High School	5 (44)	3 (57)	6 (50)	14		0.70	151	5
027	Raynesha Green, Nick Schwab, Grace Little, Anisah Marshall,	Raytown High School	4 (51)	4 (55)	8 (46)	16		0.63	152	6
019	Audrey Allen, Casey Webb, Alexis Hanks, Kyra Pearl, William	Jackson High School	6 (39)	5 (55)	7 (48)	18		0.51	142	7
074	Jacob Knudsen, Daniel Estep, Zane Leavens, Hannah Bagley, Ma	College Heights Christian High School	8 (28)	8 (37)	5 (54)	21		0.46	119	8

This tournament is being run using SpeechWire Tournament Services software - www.SpeechWire.com.
© 2004-2017 Ben Stewart - All Rights Reserved. SpeechWire version 4.21.006.

MSHSAA State Championships
Original Oratory
Elimination round results
Final round

Code	Name	Team	Z-IE1	AC-IE1	0372	Rank total	Judges pref.	Recips	Place
080	Nafkot Seife	Blue Springs High School	2 (23)	1 (24)	3 (23)	6		1.83	1
089	Connor Rothschild	Kickapoo High School	1 (23)	8 (18)	1 (25)	10		2.13	2
065	Ross Simmons	Lafayette County High School	4 (21)	3 (22)	6 (20)	13		0.75	3
105	Kristine Cho	Rock Bridge High School	8 (19)	2 (23)	4 (22)	14		0.88	4
101	Sareen Khakh	Blue Springs South High School	5 (21)	4 (21)	5 (21)	14	5	0.65	5
111	Ellie Schmidt	Pacific High School	7 (19)	5 (20)	2 (24)	14	6	0.84	6
097	Jessica Thomas	Carthage High School	3 (21)	7 (18)	8 (18)	18		0.60	7
043	Evan Kirksey	Willard High School	6 (20)	6 (19)	7 (19)	19		0.48	8

This tournament is being run using SpeechWire Tournament Services software - www.SpeechWire.com.
 © 2004-2017 Ben Stewart - All Rights Reserved. SpeechWire version 4.21.006.

MSHSAA State Championships
Poetry Reading
Elimination round results
Final round

Code	Name	Team	BM-IE1	BY-IE1	AE-IE1	Rank total	Judges pref.	Recips	Place
055	Lance Junck	Branson High School	1 (25)	1 (25)	2 (24)	4		2.50	1
115	Alex Mackey	Cassville High School	2 (25)	2 (24)	8 (18)	12	2	1.13	2
025	Jesse Calvert	Parkway West High School	3 (22)	3 (23)	6 (20)	12	3	0.83	3
074	Nyasha Bgoni	College Heights Christian High School	8 (16)	4 (22)	1 (25)	13		1.38	4
066	Trevor Diepenbrock	Raymore-Peculiar High School	6 (17)	5 (21)	3 (23)	14		0.70	5
101	Kelsey Brock	Blue Springs South High School	4 (20)	7 (19)	4 (22)	15		0.64	6
020	Madison Lakamp	Marquette High School	5 (18)	6 (20)	5 (21)	16		0.57	7
047	Kylie Yeast	Mexico High School	7 (16)	8 (18)	7 (19)	22		0.41	8

This tournament is being run using SpeechWire Tournament Services software - www.SpeechWire.com.
 © 2004-2017 Ben Stewart - All Rights Reserved. SpeechWire version 4.21.006.

MSHSAA State Championships
Prose Reading
Elimination round results
Final round

Code	Name	Team	CU-IE1	F-IE1	Q-IE1	Rank total	Judges pref.	Recips	Place
020	Preethi Sriraman	Marquette High School	4 (22)	1 (25)	3 (23)	8		1.58	1
069	Bryce Fletcher	Francis Howell North High School	6 (21)	2 (25)	1 (25)	9		1.67	2
101	Katherine Coonce	Blue Springs South High School	1 (24)	8 (22)	2 (24)	11		1.63	3
044	Seder Acorn	Gloria Deo Academy High School	2 (24)	4 (25)	6 (20)	12		0.92	4
112	Allisen Hunter	Savannah High School	3 (23)	5 (24)	5 (21)	13		0.73	5
015	Alexis Yeager	Liberty High School	5 (22)	6 (23)	4 (22)	15		0.62	6
050	Emily Matthews	Marshfield High School	7 (21)	3 (25)	7 (19)	17		0.61	7
079	Sarah Rollings	Sacred Heart High School	8 (19)	7 (23)	8 (19)	23		0.40	8

This tournament is being run using SpeechWire Tournament Services software - www.SpeechWire.com.
 © 2004-2017 Ben Stewart - All Rights Reserved. SpeechWire version 4.21.006.

MSHSAA State Championships
Radio Speaking
Elimination round results
Final round

Code	Name	Team	CC-IE1	P-IE1	DC-IE1	Rank total	Judges pref.	Recips	Place
050	Seth Graham	Marshfield High School	1 (19)	5 (22)	1 (25)	7		2.20	1
093	Jacob Collins	Lebanon High School	2 (18)	4 (23)	2 (23)	8		1.25	2
060	Drake Rebman	Rockhurst High School	3 (18)	2 (25)	4 (21)	9		1.08	3
070	Nathan Morris	Moberly High School	7 (15)	1 (25)	6 (16)	14		1.31	4
016	Donovan Douglas	Platte County High School	5 (17)	7 (21)	3 (22)	15		0.67	5
096	Natasha Goel	Parkway South High School	8 (14)	3 (24)	5 (17)	16		0.66	6
068	Ethan Simon	Park Hill High School	4 (17)	8 (21)	7 (15)	19		0.52	7
113	Emily Pfau	Parkway Central High School	6 (16)	6 (22)	8 (15)	20		0.47	8

This tournament is being run using SpeechWire Tournament Services software - www.SpeechWire.com.
 © 2004-2017 Ben Stewart - All Rights Reserved. SpeechWire version 4.21.006.

MSHSAA State Championships
Reader's Theatre
Elimination round results

Final round

Code	Name	Team	99953	99954	99955	Rank total	Judges pref.	Recips	Spkr. points	Place
066	Riley Linn, Peter Dyreng, India Kittrell, Tevin Chavez, Came	Raymore-Peculiar High School	1 (50)	1 (50)	1 (50)	3		3.00	150	1
015	Molly Day, Margaret Quinn, Sarah Keenan, Nehemiah Devanny, L	Liberty High School	2 (49)	2 (41)	3 (50)	7		1.33	140	2
073	Allison Briggs, Ragan Neece, Brent Olson, Madelyn Enlow, Che	Neosho High School	3 (48)	4 (36)	2 (49)	9		1.08	133	3
024	Cassie Dutton, Gabriella Ward, Briana Marchandise, Raven War	Nixa High School	4 (46)	3 (38)	4 (48)	11		0.83	132	4

Semifinal round

Code	Name	Team	99956	99958	99957	Rank total	Judges pref.	Recips	Spkr. points	Place
073	Allison Briggs, Ragan Neece, Brent Olson, Madelyn Enlow, Che	Neosho High School	1 (47)	1 (48)	1 (47)	3		3.00	142	1
024	Cassie Dutton, Gabriella Ward, Briana Marchandise, Raven War	Nixa High School	2 (45)	3 (43)	2 (46)	7		1.33	134	2
007	Andrew Wyrick, Michael Cantrell, Haley Francis, Courtney Kop	Central (Park Hills) High School	3 (45)	5 (42)	3 (46)	11		0.86	133	3
037	Frederic Goudge, Chase Graves, Logan Nelson, Emily Gascoigne	Maryville High School	4 (45)	2 (47)	6 (44)	12		0.92	136	4
086	Noah Roush, Drake Eaton, Payton Morris, Sophia Bales, Sierra	Lexington High School	5 (40)	4 (42)	5 (46)	14		0.65	128	5
039	Presley Martin, Marissa Coultas, Hunter Cox, Sierra Bird, Ry	Oak Grove High School	7 (38)	6 (37)	4 (46)	17		0.56	121	6
047	Lexi Winterbower, Sarah Kasubke, Hazen Blair, Tristyn Chase,	Mexico High School	6 (39)	7 (31)	7 (42)	20		0.45	112	7

Semifinal round

Code	Name	Team	99950	99952	99951	Rank total	Judges pref.	Recips	Spkr. points	Place
015			2 (50)	1 (48)	1 (49)	4		2.50	147	1

	Molly Day, Margaret Quinn, Sarah Keenan, Nehemiah Devanny, L	Liberty High School								
066	Riley Linn, Peter Dyreng, India Kittrell, Tevin Chavez, Came	Raymore-Peculiar High School	1 (50)	2 (47)	2 (48)	5		2.00	145	2
010	Trenton Wilson, Daniel Freedman, Ashley Pickett, Gracie Boye	Kingston High School	4 (40)	3 (46)	3 (47)	10		0.91	133	3
045	Shekinah Reed, Megan Haug, Kyra Brown, Lindsey Trieu, Sophie	Brentwood High School	3 (50)	6 (32)	5 (34)	14		0.70	116	4
048	Madeline Joplin, Kirstin Hildebrand, Savannah Feemster, Park	Central (Springfield) High School	5 (38)	4 (45)	6 (33)	15	5	0.62	116	5
023	Ella Babcock, Daniel Hicks, Grace Kennedy, Adrienne Sauer,	Warrensburg High School	6 (38)	5 (40)	4 (46)	15	6	0.62	124	6

This tournament is being run using SpeechWire Tournament Services software - www.SpeechWire.com.
© 2004-2017 Ben Stewart - All Rights Reserved. SpeechWire version 4.21.006.

MSHSAA State Championships
Storytelling
Elimination round results
Final round

Code	Name	Team	BG-DB2	BE-IE1	BJ-IE1	Rank total	Judges pref.	Recips	Place
037	Emily Gascoigne	Maryville High School	1 (25)	1 (24)	2 (25)	4		2.50	1
097	Maquelle Huntley	Carthage High School	5 (23)	2 (23)	1 (25)	8		1.70	2
095	Magdalena Indyk	Glendale High School	2 (25)	8 (15)	3 (25)	13	3	0.96	3
014	Benjamin Boyle	Lee's Summit North High School	3 (24)	6 (17)	4 (25)	13	4	0.75	4
043	Ethan Gambriel	Willard High School	7 (23)	3 (22)	5 (21)	15		0.67	5
011	Gavin McNeely	Bronaugh High School	6 (23)	4 (20)	7 (15)	17	6	0.56	6
089	Victoria Kaufman	Kickapoo High School	4 (23)	5 (19)	8 (11)	17	7	0.58	7
086	Michael Summerlin	Lexington High School	8 (23)	7 (16)	6 (16)	21		0.44	8

This tournament is being run using SpeechWire Tournament Services software - www.SpeechWire.com.
 © 2004-2017 Ben Stewart - All Rights Reserved. SpeechWire version 4.21.006.

MSHSAA State Championships
US Extemporaneous Speaking
Elimination round results

Final round

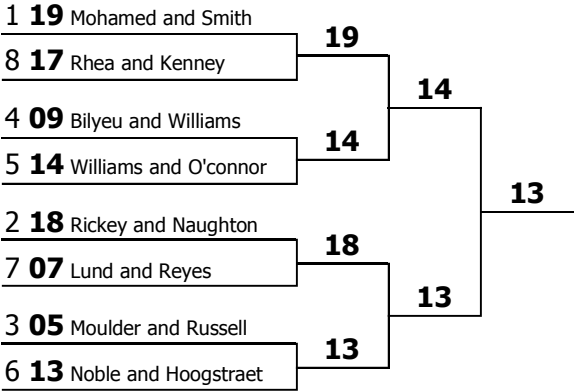
Code	Name	Team	AL-IE1	Y-IE1	CM-IE1	Rank total	Judges pref.	Recips	Place
082	Macgyver Newton	Liberty North High School	1 (25)	3 (23)	1 (25)	5		2.33	1
036	Patrick Naughton	Ladue Horton Watkins High School	3 (24)	1 (25)	5 (22)	9	2	1.53	2
060	Maguire Radosevic	Rockhurst High School	4 (23)	2 (24)	3 (23)	9	3	1.08	3
015	Natalie Schaller	Liberty High School	2 (25)	4 (22)	4 (23)	10		1.00	4
073	Joan Bentz	Neosho High School	6 (22)	7 (19)	2 (24)	15		0.81	5
048	Jeffrey Su	Central (Springfield) High School	5 (22)	5 (21)	6 (22)	16		0.57	6
081	Shaun Lamar	Oakville High School	7 (21)	6 (20)	7 (21)	20		0.45	7
087	Jordan Bolton	Pattonville High School	8 (21)	8 (18)	8 (20)	24		0.39	8

This tournament is being run using SpeechWire Tournament Services software - www.SpeechWire.com.
 © 2004-2017 Ben Stewart - All Rights Reserved. SpeechWire version 4.21.006.

MSHSAA State Championships

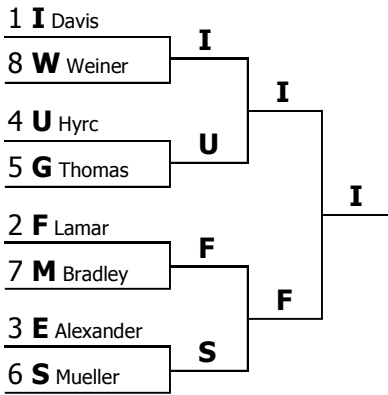
Cross Examination Debate

Elimination round bracket




This tournament is being run using SpeechWire Tournament Services software - www.SpeechWire.com.
 © 2004-2017 Ben Stewart - All Rights Reserved. SpeechWire version 4.21.006.

MSHSAA State Championships
Lincoln-Douglas Debate
Elimination round bracket



This tournament is being run using SpeechWire Tournament Services software - www.SpeechWire.com.
© 2004-2017 Ben Stewart - All Rights Reserved. SpeechWire version 4.21.006.

**MSHSAA State Championships
Public Forum Debate
Elimination round bracket**



This tournament is being run using SpeechWire Tournament Services software - www.SpeechWire.com.
© 2004-2017 Ben Stewart - All Rights Reserved. SpeechWire version 4.21.006.

MSHSAA State Championships
Cross Examination Debate
Elimination round results

Quarterfinal round

1 19 Sadik Mohamed and Cameron Smith def. 8 17 Derek Rhea and Emma Kenney (Neg) **2-1**
5 14 Caroline Williams and Maggie O'connor def. 4 09 Joel Bilyeu and Emory Williams (Neg) **2-1**
2 18 Aramis Rickey and Patrick Naughton def. 7 07 Jakob Lund and Manuel Reyes (Neg) **3-0**
6 13 Gunner Noble and Gillian Hoogstraet (Neg) def. 3 05 Austin Moulder and Dalton Russell **2-1**

Semifinal round

14 Caroline Williams and Maggie O'connor (Neg) def. 19 Sadik Mohamed and Cameron Smith **2-1**
13 Gunner Noble and Gillian Hoogstraet (Neg) def. 18 Aramis Rickey and Patrick Naughton (AFF) **3-0**

Final round

13 Gunner Noble and Gillian Hoogstraet (Neg) def. 14 Caroline Williams and Maggie O'connor (AFF) **3-0**

Champion: **13 Gunner Noble and Gillian Hoogstraet**

This tournament is being run using SpeechWire Tournament Services software - www.SpeechWire.com.
© 2004-2017 Ben Stewart - All Rights Reserved. SpeechWire version 4.21.006.

MSHSAA State Championships
Lincoln-Douglas Debate
Elimination round results

Quarterfinal round

1 I Nathan Davis (Neg) def. 8 W Anna Weiner **2-1**
4 U Maria (marysia) Hyrc (Neg) def. 5 G Jessica Thomas (AFF) **3-0**
2 F Shaun Lamar (Neg) def. 7 M Maxwell Bradley **2-1**
6 S Madeleine Mueller (Neg) def. 3 E Katie Alexander **2-1**

Semifinal round

I Nathan Davis (Neg) def. U Maria (marysia) Hyrc (AFF) **3-0**
F Shaun Lamar (Neg) def. S Madeleine Mueller **3-0**

Final round

I Nathan Davis (AFF) def. F Shaun Lamar (Neg) **2-1**

Champion: **I Nathan Davis**

This tournament is being run using SpeechWire Tournament Services software - www.SpeechWire.com.
© 2004-2017 Ben Stewart - All Rights Reserved. SpeechWire version 4.21.006.

MSHSAA State Championships
Public Forum Debate
Elimination round results

Quarterfinal round

1 46 Isaac Keller and Macgyver Newton (AFF) def. 8 52 Cooper Giles and Hunter Blachford (Neg) **3-0**
5 42 Matthew Hayes and Jacob Mcfee (AFF) def. 4 32 Megan Christianson and Dylan Calhoon (Neg) **2-1**
2 57 Jennifer Heiman and Madeleine Scannell (AFF) def. 7 37 Grant Harris and Chloe Jones (Neg) **2-1**
6 53 Evalynn Lomax and Romeo Bagunu (Neg) def. 3 33 Sohrab Azad and Ryan Westwood (AFF) **2-1**

Semifinal round

42 Matthew Hayes and Jacob Mcfee (AFF) def. 46 Isaac Keller and Macgyver Newton (Neg) **2-1**
57 Jennifer Heiman and Madeleine Scannell (Neg) def. 53 Evalynn Lomax and Romeo Bagunu **2-1**

Final round

42 Matthew Hayes and Jacob Mcfee (AFF) def. 57 Jennifer Heiman and Madeleine Scannell (Neg) **2-1**

Champion: **42 Matthew Hayes and Jacob Mcfee**

This tournament is being run using SpeechWire Tournament Services software - www.SpeechWire.com.
© 2004-2017 Ben Stewart - All Rights Reserved. SpeechWire version 4.21.006.

MSHSAA State Championships
Cross Examination Debate
 Competitors in order

Competitor	Record	Ranks	Opp. Wins	Opp. Ranks	Points	Opp. Pts.	Results
19 (Liberty North High School - 3) Sadik Mohamed and Cameron Smith	7-1	29.00	10.00	184.00	366.00	1234.00	1st
18 (Ladue Horton Watkins High School - 4) Aramis Rickey and Patrick Naughton	7-1	30.00	12.00	175.00	361.00	1280.00	2nd
05 (Raymore-Peculiar High School - 9) Austin Moulder and Dalton Russell	7-1	30.00	12.00	178.00	342.00	1274.00	3rd
09 (Parkview High School - 8) Joel Bilyeu and Emory Williams	6-2	30.00	10.00	183.00	354.00	1243.00	4th
14 (Lee's Summit West High School - 9) Caroline Williams and Maggie O'connor	5-3	34.00	15.00	164.00	344.00	1288.00	5th
13 (Glendale High School - 8) Gunner Noble and Gillian Hoogstraet	5-3	35.00	16.00	160.00	348.00	1292.00	6th
07 (Blue Springs High School - 9) Jakob Lund and Manuel Reyes	5-3	36.00	12.00	173.00	341.00	1255.00	7th
17 (Liberty High School - 3) Derek Rhea and Emma Kenney	5-3	40.00	13.00	174.00	335.00	1281.00	8th
04 (Neosho High School - 5) Ian Cooley and Hayden Houk	4-4	36.00	16.00	162.00	331.00	1317.00	9th
08 (Liberty North High School - 3) Bryn Ramos and Selma Khalil	4-4	38.00	20.00	139.00	337.00	1340.00	10th
15 (Parkway Central High School - 4) Abigail Flynn and Shaunak Mailarpwar	4-4	38.00	13.00	173.00	319.00	1280.00	11th
12 (Pembroke Hill High School - 9) Robert Cuddy and Mulan Jiang	4-4	40.00	20.00	145.00	344.00	1334.00	12th
16 (Jefferson City High School - 4) Yunxing Liao and Michael Waggoner	4-4	41.00	19.00	151.00	335.00	1319.00	13th
03 (Parkway West High School - 4) Peter Petev and Haran Kumar	3-5	43.00	18.00	149.00	311.00	1317.00	14th
06 (Neosho High School - 5) Spencer Vansickle and Taylor Minton	3-5	44.00	18.00	152.00	320.00	1309.00	15th
20 (Greenwood High School - 8) Zachary Flanders and William Riley	3-5	45.00	17.00	154.00	311.00	1346.00	16th
01 (Rock Bridge High School - 2) Sarah Emerson and Hannah Potter	3-5	49.00	20.00	144.00	301.00	1327.00	17th
10 (Carthage High School - 5) Emily Smith and Adam Theis	1-7	50.00	19.00	153.00	301.00	1307.00	18th
11 (Ste. Genevieve High School - 7) Jycarra Smith and Morgan Uzzell	0-8	56.00	25.00	125.00	268.00	1422.00	19th
02 (Camdenton High School - 6) Hannah Robinson and Emily Zaretsky	0-8	56.00	15.00	162.00	253.00	1323.00	20th

MSHSAA State Championships
Lincoln-Douglas Debate

Competitors in order

Competitor	Record	Opp. Wins	Points	Opp. Pts.	Results
I (Savannah High School - 3) Nathan Davis	8-0	14.00	392.00	1492.00	1st
F (Oakville High School - 4) Shaun Lamar	8-0	13.00	388.00	1466.00	2nd
E (Smithville High School - 3) Katie Alexander	7-1	11.00	366.00	1431.00	3rd
U (Clayton High School - 4) Maria (marysia) Hyrc	6-2	18.00	376.00	1478.00	4th
G (Carthage High School - 5) Jessica Thomas	6-2	11.00	386.00	1453.00	5th
S (Park Hill South High School - 3) Madeleine Mueller	6-2	11.00	369.00	1455.00	6th
M (Hickman High School - 2) Maxwell Bradley	5-3	18.00	368.00	1467.00	7th
W (Kickapoo High School - 8) Anna Weiner	5-3	16.00	356.00	1452.00	8th
Y (Lee's Summit West High School - 9) Indea Cousin	5-3	15.00	378.00	1485.00	9th
H (Marquette High School - 4) Preethi Sriraman	5-3	15.00	367.00	1471.00	10th
C (Willard High School - 8) Cole Baker	5-3	14.00	387.00	1477.00	11th
T (Neosho High School - 5) Jacob Holcomb	5-3	14.00	364.00	1458.00	12th
N (Blue Springs High School - 9) Caleb Shull	4-4	20.00	362.00	1473.00	13th
X (Maryville High School - 3) Makaylah Merrill-Jones	4-4	18.00	370.00	1481.00	14th
P (Carthage High School - 5) Grace Kennedy	4-4	17.00	372.00	1498.00	15th
A (Central (Springfield) High School - 8) Isabel Lai	4-4	14.00	377.00	1468.00	16th
L (Rockhurst High School - 9) Clayton Anderson	4-4	14.00	374.00	1467.00	17th
D (Neosho High School - 5) Brent Olson	3-5	17.00	367.00	1477.00	18th
K (Parkview High School - 8) Andre Swai	2-6	22.00	367.00	1511.00	19th
B (Mexico High School - 2) Brooke Ransom	2-6	19.00	359.00	1479.00	20th

MSHSAA State Championships
Lincoln-Douglas Debate

Competitors in order

Competitor	Record	Opp. Wins	Points	Opp. Pts.	Results
Z (Pembroke Hill High School - 9) Pallavi Jonnalagadda	2-6	13.00	368.00	1469.00	21st
AA (Ste. Genevieve High School - 7) Kayla Krigbaum	1-7	22.00	359.00	1511.00	22nd
V (Oakville High School - 4) Olivia Rauls	1-7	17.00	356.00	1478.00	23rd
J (Dexter High School - 7) Macy Cecil	1-7	17.00	351.00	1466.00	24th
R (Ste. Genevieve High School - 7) Madison DeRousse	1-7	16.00	352.00	1466.00	25th
Q (Lafayette County High School - 1) Ross Simmons	0-8	20.00	351.00	1499.00	26th

This tournament is being run using SpeechWire Tournament Services software - www.SpeechWire.com.
© 2004-2017 Ben Stewart - All Rights Reserved. SpeechWire version 4.21.006.

MSHSAA State Championships
Public Forum Debate
 Competitors in order

Competitor	Record	Ranks	Opp. Wins	Opp. Ranks	Points	Results
46 (Liberty North High School - 3) Isaac Keller and Macgyver Newton	8-0	26.00	8.00	185.00	774.00	1st
57 (Parkway Central High School - 4) Jennifer Heiman and Madeleine Scannell	7-1	30.00	11.00	173.00	760.00	2nd
33 (Oakville High School - 4) Sohrab Azad and Ryan Westwood	7-1	35.00	14.00	167.00	744.00	3rd
32 (Carthage High School - 5) Megan Christianson and Dylan Calhoun	6-2	30.00	11.00	183.00	776.00	4th
42 (Park Hill High School - 3) Matthew Hayes and Jacob Mcfee	6-2	34.00	15.00	163.00	748.00	5th
53 (Raytown High School - 9) Evalynn Lomax and Romeo Bagunu	6-2	34.00	15.00	165.00	736.00	6th
37 (Glendale High School - 8) Grant Harris and Chloe Jones	6-2	35.00	15.00	163.00	762.00	7th
52 (Blue Springs South High School - 9) Cooper Giles and Hunter Blachford	6-2	37.00	9.00	176.00	720.00	8th
51 (Ladue Horton Watkins High School - 4) Levi Dyson and Edward Wu	5-3	35.00	14.00	168.00	754.00	9th
44 (Maryville High School - 3) Emily Gascoigne and Hannah Townsend	5-3	35.00	11.00	175.00	704.00	10th
49 (Rock Bridge High School - 2) Rebecca Wells and Sonya Hu	5-3	37.00	18.00	158.00	726.00	11th
35 (Glendale High School - 8) Jeremy Hewitt and Caleb Wotring	5-3	38.00	20.00	150.00	762.00	12th
54 (West Plains High School - 6) Jordan Berkshire and Matthew McCall	5-3	38.00	17.00	150.00	764.00	13th
45 (Central (Springfield) High School - 8) Meredith Wilson and Nadine Elkady	4-4	37.00	15.00	161.00	726.00	14th
38 (Seneca High School - 5) Emily Henson and Sarah Hill	4-4	39.00	21.00	147.00	724.00	15th
40 (Truman High School - 9) Kayla Gerlt and Nicholas Guppy	4-4	41.00	17.00	156.00	722.00	16th
36 (Platte County High School - 3) John Klingele and Hunter Long	4-4	44.00	18.00	149.00	736.00	17th
56 (Carthage High School - 5) Anna Christianson and Jessica Kaup	3-5	39.00	17.00	166.00	750.00	18th
34 (Parkway South High School - 4) Nabeel Sait and Brandon Chan	3-5	40.00	18.00	160.00	728.00	19th
41 (Rock Bridge High School - 2) Sidharth Kutikkad and Laith Almashharawi	3-5	41.00	12.00	180.00	700.00	20th

MSHSAA State Championships
Public Forum Debate
 Competitors in order

Competitor	Record	Ranks	Opp. Wins	Opp. Ranks	Points	Results
48 (Nixa High School - 8) Heath Fusco and Leila Ismaio	2-6	43.00	22.00	144.00	752.00	21st
39 (Lee's Summit High School - 9) Joy Rogers and Meah Wilburn	1-7	49.00	18.00	146.00	700.00	22nd
50 (Central (Cape Girardeau) High School - 7) Amy Dai and Clayton Deimund	1-7	50.00	20.00	144.00	714.00	23rd
31 (Carl Junction High School - 5) Maximillian Hostetter and Kieran Newman	1-7	51.00	12.00	169.00	662.00	24th
55 (Warrensburg High School - 1) Shania Montufar and Cassandra Marks	1-7	53.00	24.00	132.00	676.00	25th
47 (Ste. Genevieve High School - 7) Kaitlyn Abt and Madison Raney	0-8	54.00	19.00	150.00	698.00	26th
43 (Central (Cape Girardeau) High School - 7) Archna Sobti and Tyler Lamb	0-8	55.00	21.00	140.00	660.00	27th

This tournament is being run using SpeechWire Tournament Services software - www.SpeechWire.com.
 © 2004-2017 Ben Stewart - All Rights Reserved. SpeechWire version 4.21.006.